



US00D382337S

United States Patent [19]

Smith et al.

[11] Patent Number: Des. 382,337

[45] Date of Patent: **Aug. 12, 1997

[54] **FREESTANDING HEATING APPLIANCE**

[75] Inventors: **Vance R. Smith; Allan S. Wilker**, both of Brookfield; **Stephen F. Richardson**, Randolph Center, all of Vt.

[73] Assignee: **Vermont Castings, Inc.**, Bethel, Vt.

[**] Term: **14 Years**

[21] Appl. No.: **52,533**

[22] Filed: **Apr. 3, 1996**

[51] LOC (6) Cl. **23-03**

[52] U.S. Cl. **D23/346; D23/342; D23/343**

[58] Field of Search **D23/342-347, D23/350; 126/77, 60**

[56] **References Cited**

U.S. PATENT DOCUMENTS

D. 250,203	11/1978	Syme	D23/97
D. 260,032	7/1981	Syme	D23/97
D. 260,033	7/1981	Syme	D23/128
D. 260,034	7/1981	Syme	D23/128
D. 260,284	8/1981	Syme	D23/127
D. 260,285	8/1981	Syme	D23/127
D. 260,286	8/1981	Syme	D23/127
D. 262,398	12/1981	Syme	D23/127
D. 275,878	10/1984	Syme et al.	D23/97
D. 300,354	3/1989	Syme et al.	D23/346

D. 300,355	3/1989	Syme et al.	D23/346
D. 301,059	5/1989	Syme et al.	D23/346
D. 308,246	5/1990	Syme et al.	D23/346
D. 327,734	7/1992	Smith et al.	D23/343
4,856,491	8/1989	Ferguson et al.	126/77

FOREIGN PATENT DOCUMENTS

983450 of 1978 United Kingdom .

Primary Examiner—Lisa Lichtenstein

Attorney, Agent, or Firm—Wolf, Greenfield & Sacks, P.C.

[57] **CLAIM**

The ornamental design for a freestanding heating appliance, as shown and described.

DESCRIPTION

FIG. 1 is a perspective view of the freestanding heating appliance;

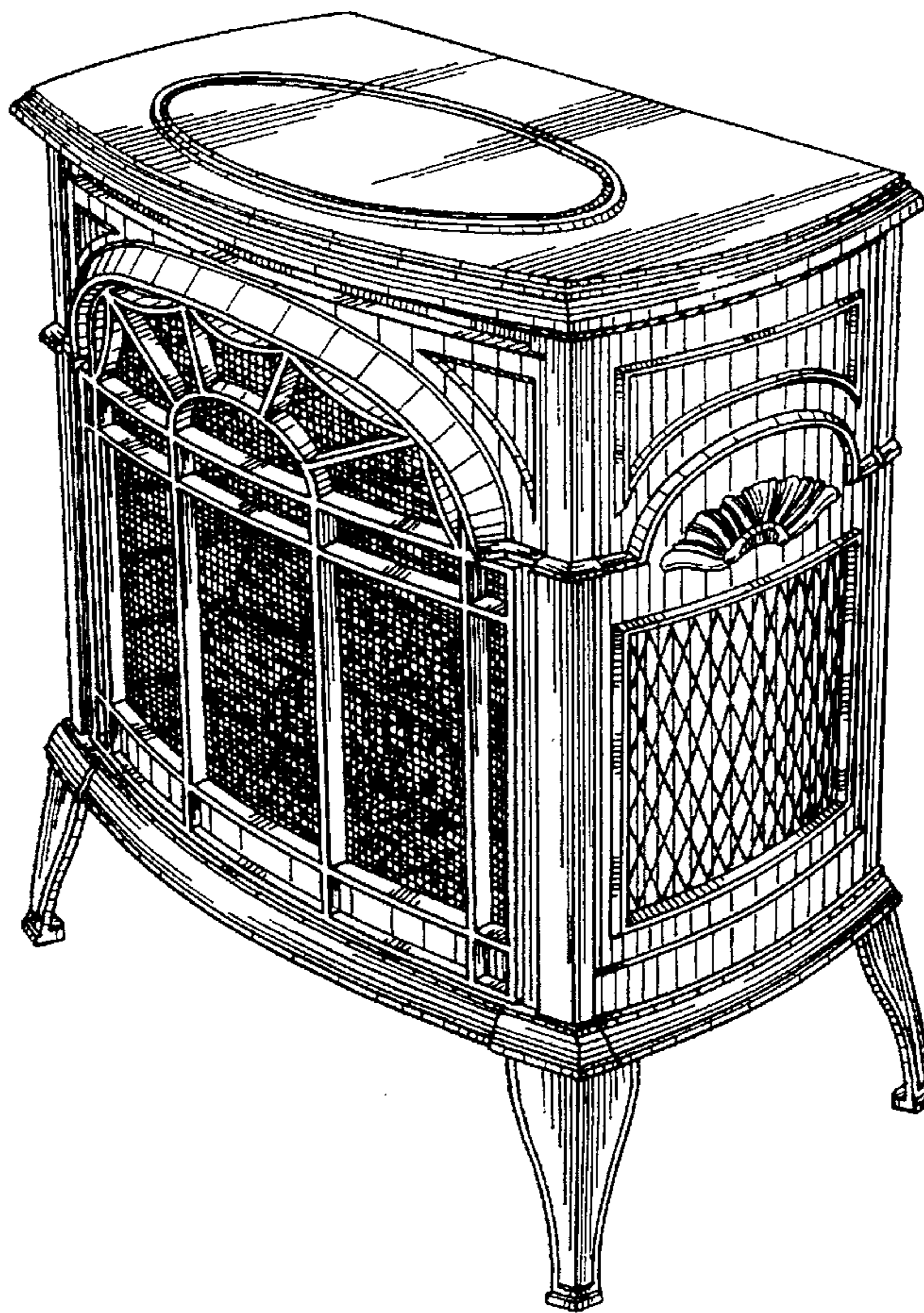
FIG. 2 is a front elevation view of the freestanding heating appliance;

FIG. 3 is a left side elevation view of the freestanding heating appliance, the right side elevation view being a mirror image of FIG. 3;

FIG. 4 is a top view of the freestanding heating appliance; and,

FIG. 5 is a rear elevation view of the freestanding heating appliance.

1 Claim, 3 Drawing Sheets



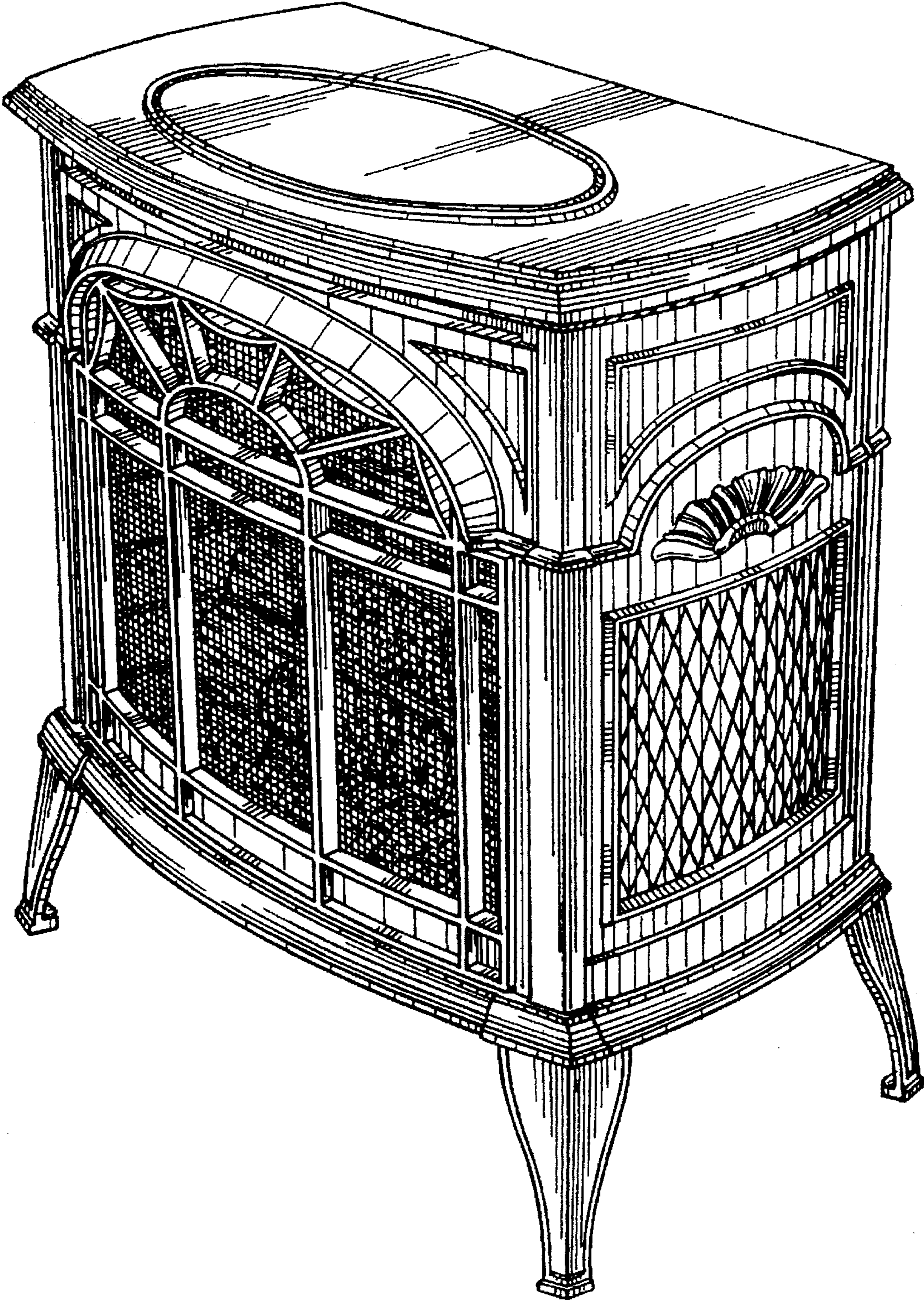


Fig. 1

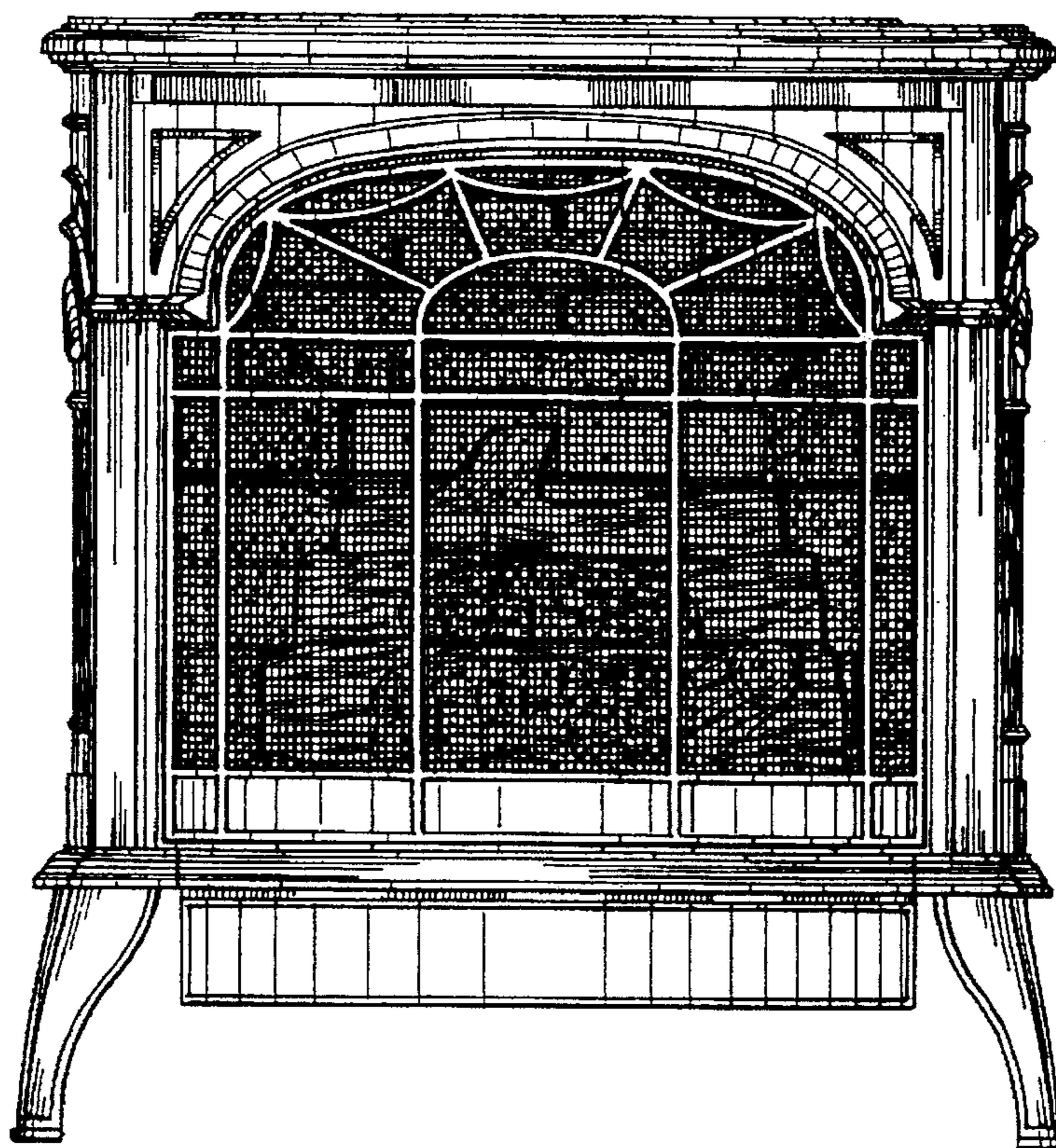


Fig. 2




Fig. 3

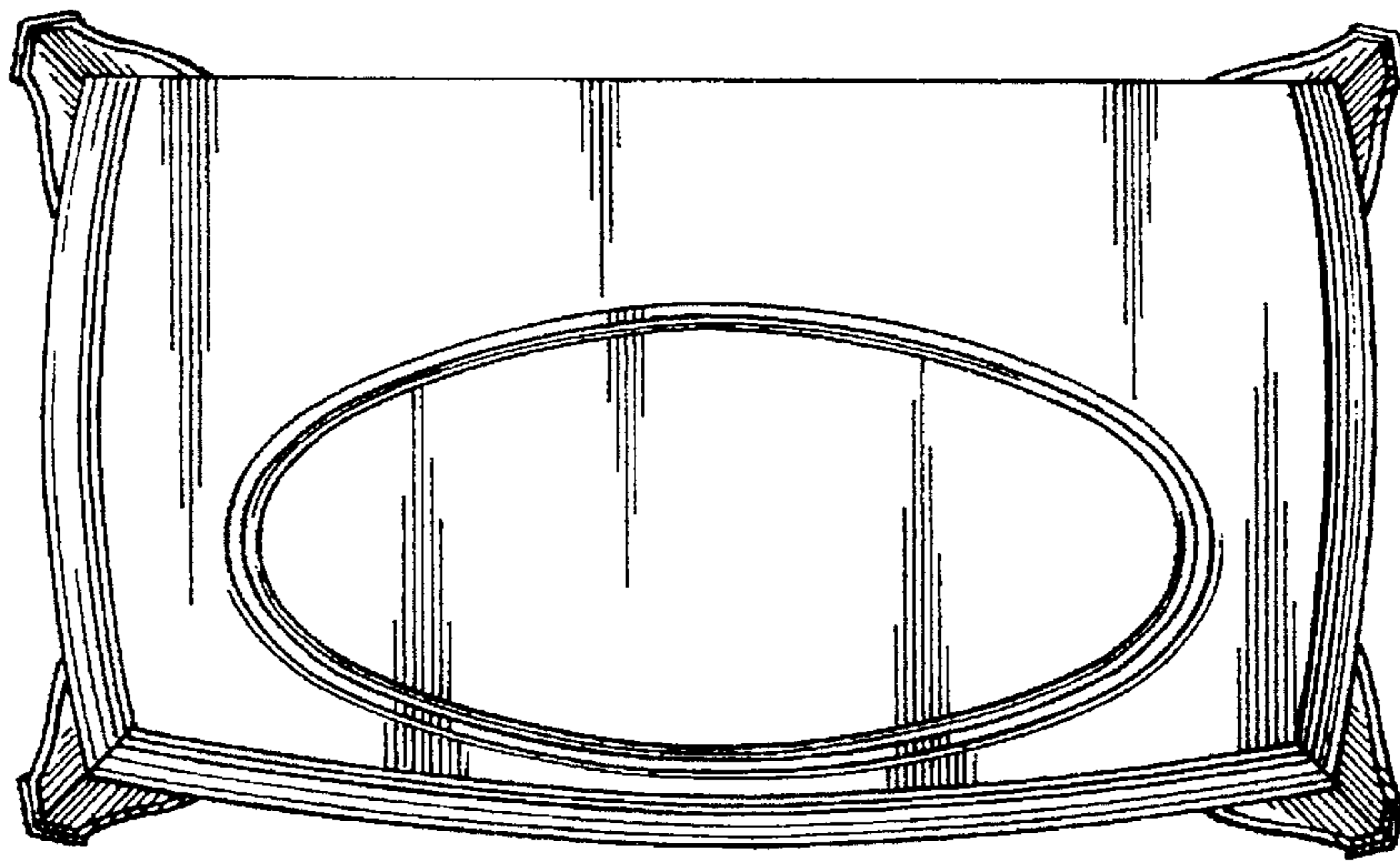


Fig. 4

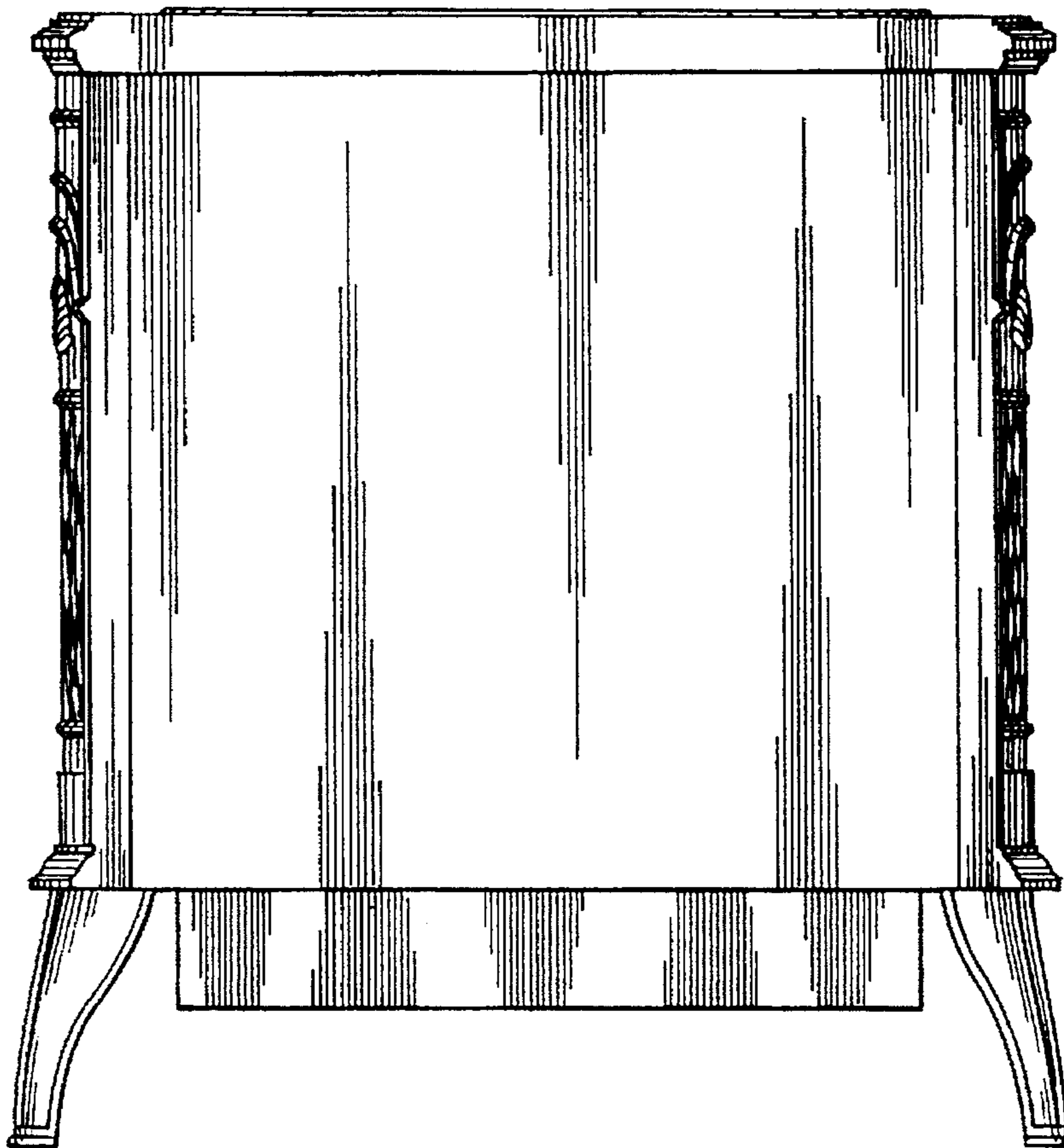


Fig. 5