



US00D382328S

United States Patent [19]

[11] Patent Number: **Des. 382,328**

Landriault et al.

[45] Date of Patent: ****Aug. 12, 1997**

[54] **WEIGHTED FISHING HOOK**

[76] Inventors: **Jeffrey Landriault; Darin Landriault**,
both of 1378 Bobolink Ct.,
Peterborough, ON, Canada, K9K 2H9

2,119,417 5/1938 Brown 43/42.37
 2,540,716 2/1951 Deimler 43/42.53
 2,938,294 5/1960 Bachmann 43/42.37
 2,989,817 6/1961 Kepler 43/44.81 X
 5,220,743 6/1993 McClellan 43/44.81

[**] Term: **14 Years**

Primary Examiner—Doris V. Coles
Attorney, Agent, or Firm—Harold H. Dutton, Jr.; Diane F. Liebman

[21] Appl. No.: **50,016**

[22] Filed: **Feb. 6, 1996**

[57] CLAIM

[51] LOC (6) Cl. **22-05**

[52] U.S. Cl. **D22/144; D22/126**

[58] Field of Search D22/144, 126,
D22/128; 43/43.16, 44.81, 44.83, 42.37,
42.39, 42.53, 42.41

The ornamental design for a weighted fishing hook, as shown and described.

DESCRIPTION

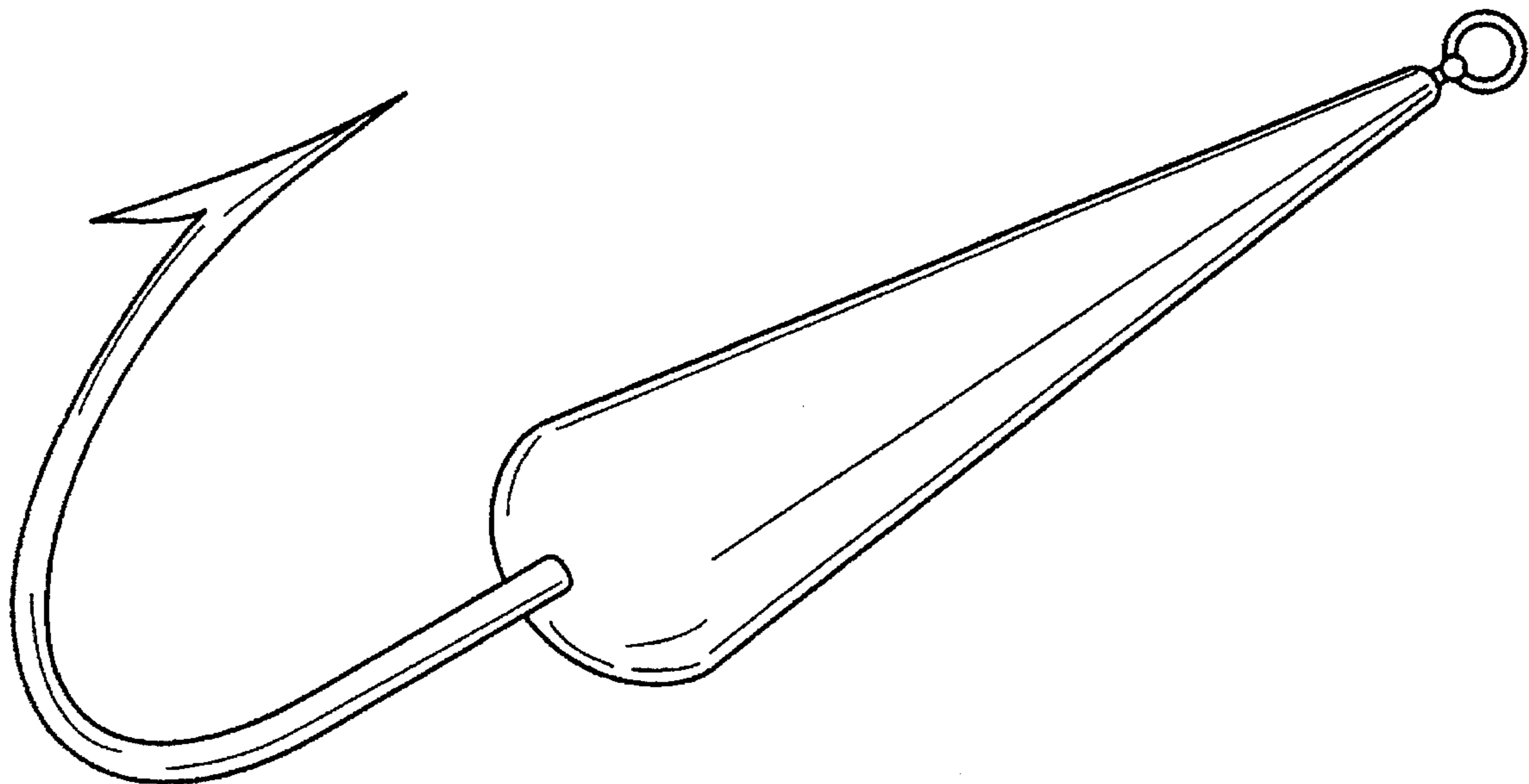
[56] References Cited

U.S. PATENT DOCUMENTS

83,681 11/1868 Albee 43/44.81
 167,687 9/1875 Pitcher 43/44.81
 D. 370,048 5/1996 Smith D22/144
 551,844 12/1895 Benedict 43/44.81 X
 1,480,707 1/1924 Edwards 43/42.37
 1,557,083 10/1925 Peckinpugh 43/42.53

FIG. 1 is a perspective view of a weighted fishing hook showing our new design;
 FIG. 2 is a right side view thereof; and the left side view is a mirror image thereof;
 FIG. 3 is a rear view thereof;
 FIG. 4 is a front view thereof;
 FIG. 5 is a top view thereof; and,
 FIG. 6 is a bottom view thereof.

1 Claim, 3 Drawing Sheets



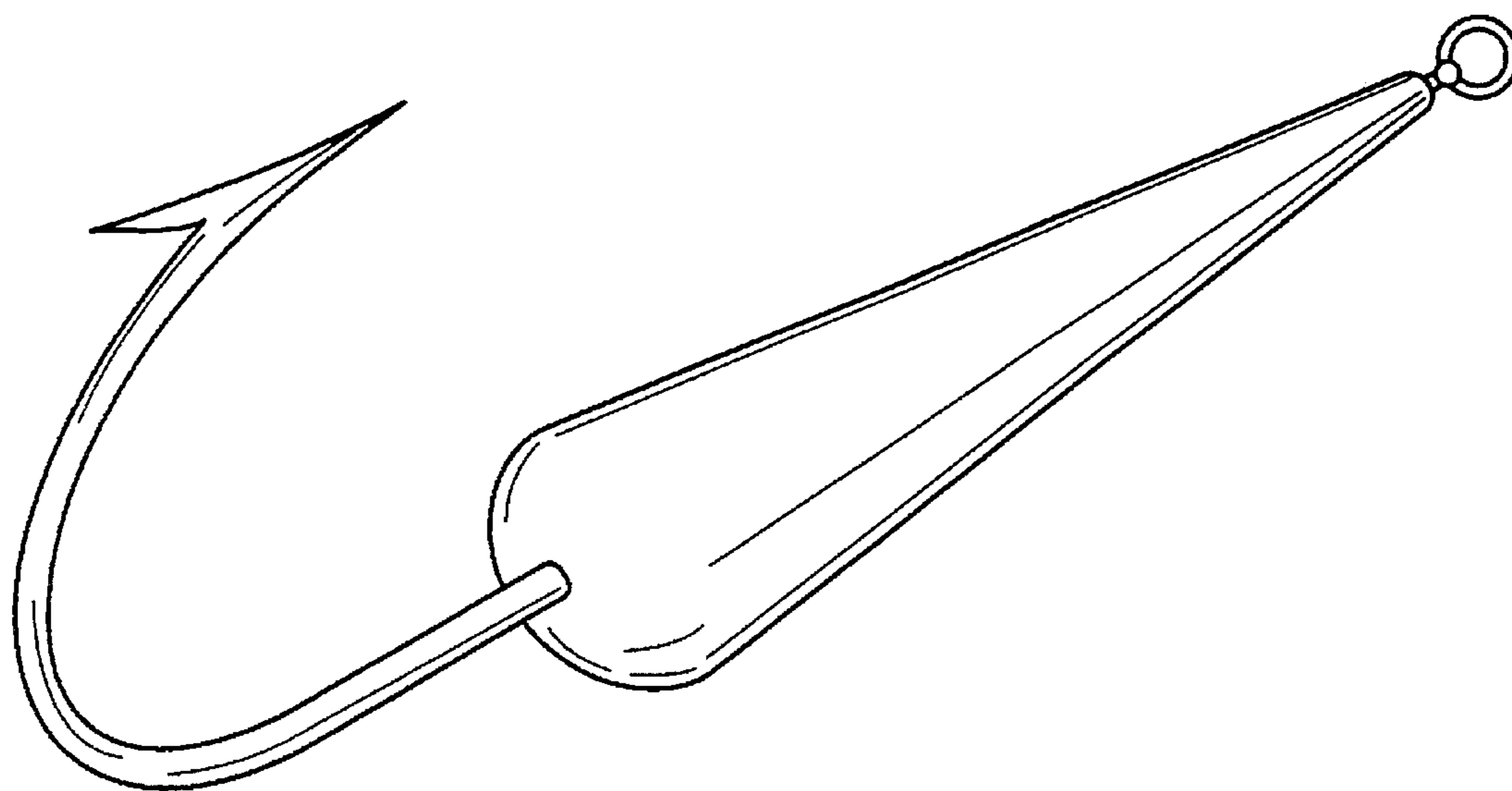


FIG. 1

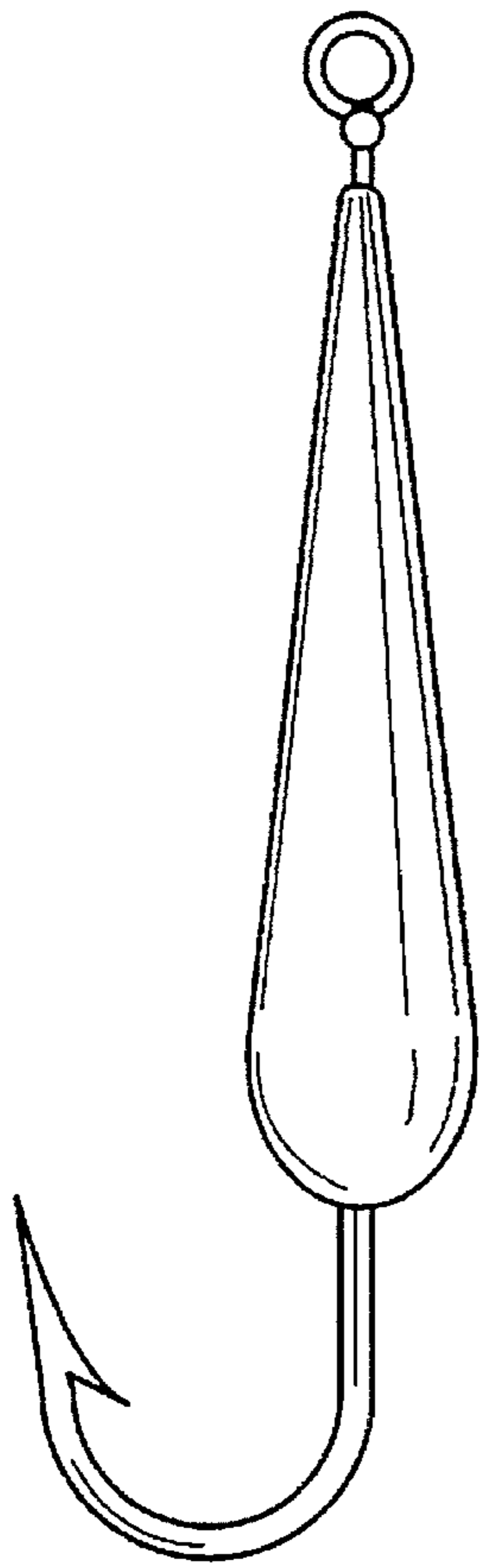


FIG. 2

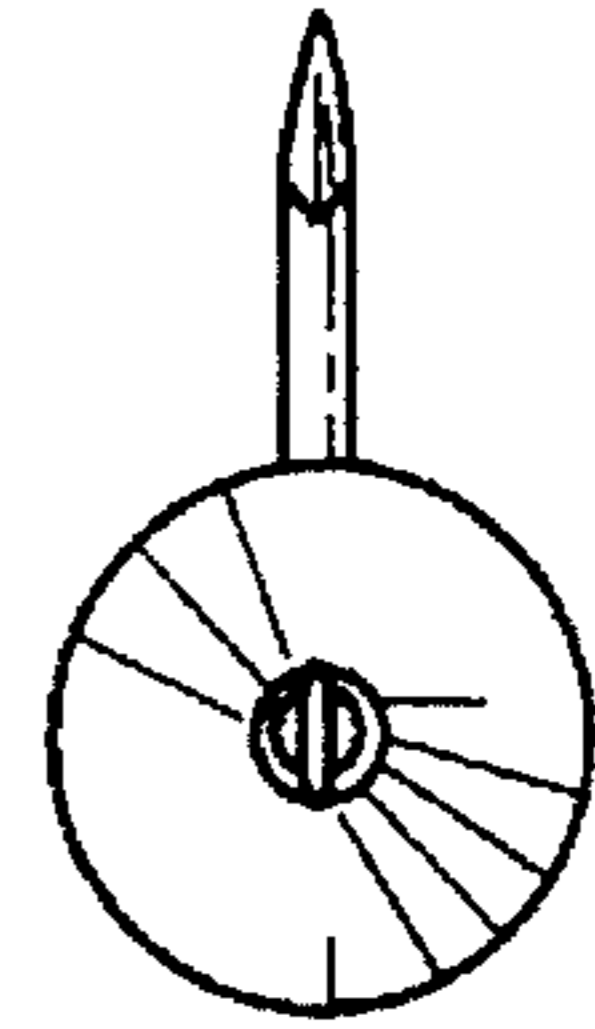


FIG. 3

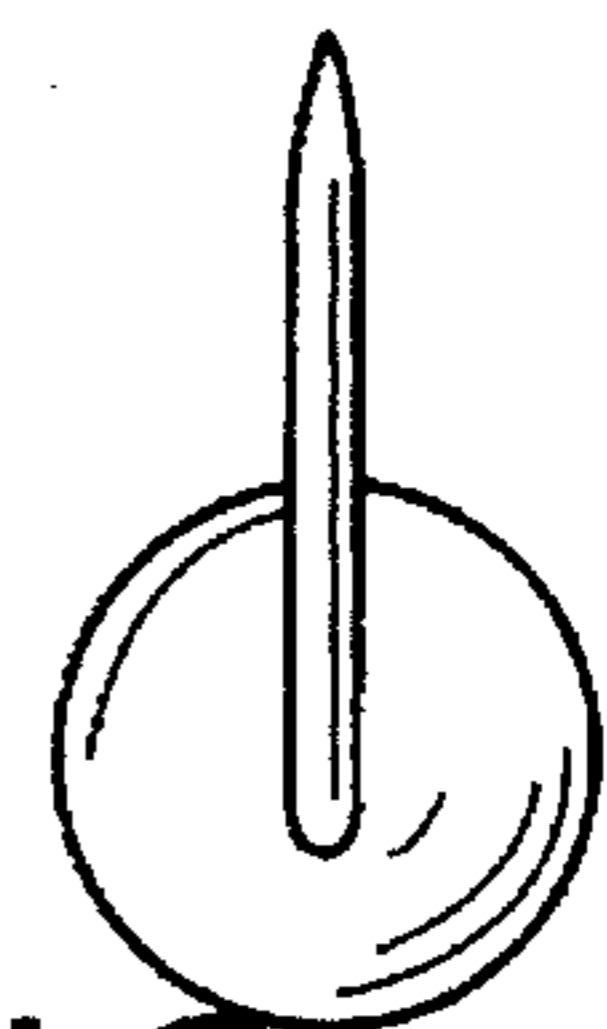


FIG. 4

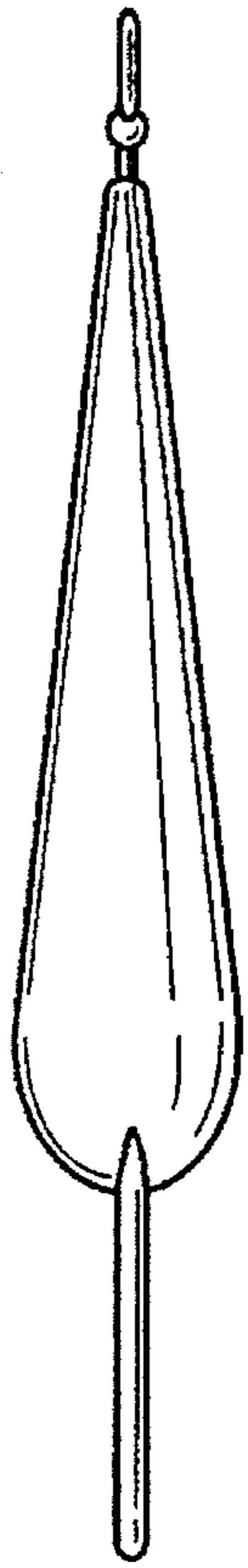


FIG. 5

FIG. 6

