



US00D382314S

United States Patent [19]
Yeh

[11] **Patent Number: Des. 382,314**

[45] **Date of Patent: **Aug. 12, 1997**

[54] **TOY CAR**

[76] **Inventor: Ping-lin Yeh, P.O. Box 90, Tainan 704, Taiwan**

[**] **Term: 14 Years**

[21] **Appl. No.: 55,344**

[22] **Filed: Jun. 4, 1996**

[51] **LOC (6) Cl. 21-01**

[52] **U.S. Cl. D21/136**

[58] **Field of Search D21/73, 76, 78, D21/128, 134, 136, 137, 140; D12/83, 88, 93, 98-99, 90; 446/444-447, 465, 468, 470, 450, 471; 280/827, 828**

[56] **References Cited**

U.S. PATENT DOCUMENTS

- D. 171,550 2/1954 Mayer D12/83
- D. 238,697 2/1976 McKague D21/140
- D. 262,391 12/1981 Kanaoki D21/140
- D. 264,202 5/1982 Elkins et al. D12/83

- D. 296,915 7/1988 Matsumoto D21/140
- D. 330,663 11/1992 Copeland D21/78
- D. 350,284 9/1994 Ran D21/78
- D. 367,506 2/1996 Bowman D21/134
- 4,284,279 8/1981 Mori 446/444
- 4,795,154 1/1989 Lahr 446/446
- 4,990,117 2/1991 Yonezawa 446/444

Primary Examiner—Raphael Barkai


[57] **CLAIM**

The ornamental design for toy car, as shown and described.

DESCRIPTION

FIG. 1 is a perspective view of a toy car showing my new design;
 FIG. 2 is a front elevational view thereof;
 FIG. 3 is a rear elevational view thereof;
 FIG. 4 is a left side elevational view thereof;
 FIG. 5 is a right side elevational view thereof;
 FIG. 6 is a top plan view thereof; and,
 FIG. 7 is a bottom plan view thereof.

1 Claim, 5 Drawing Sheets






FIG. 1

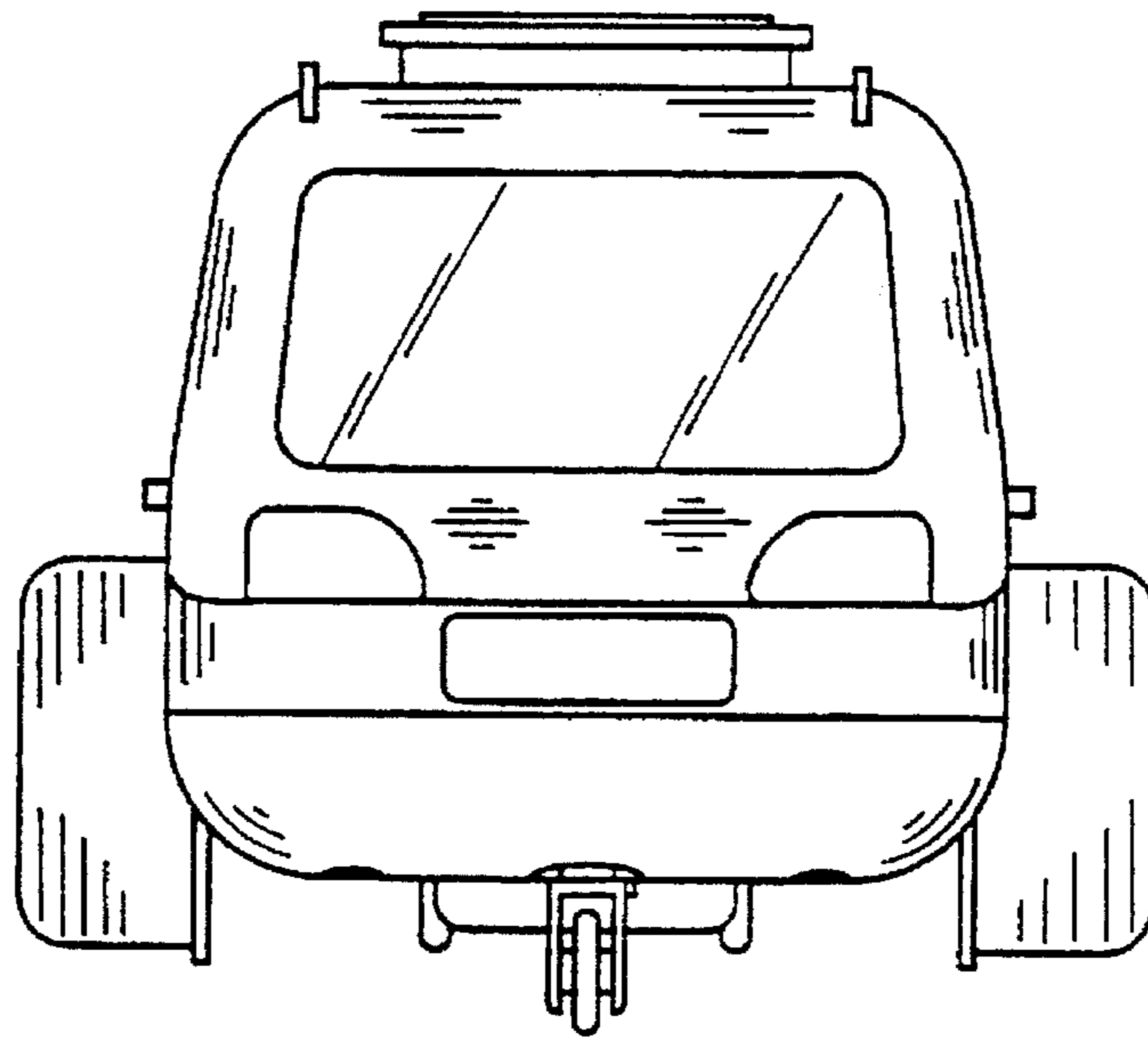


FIG. 2

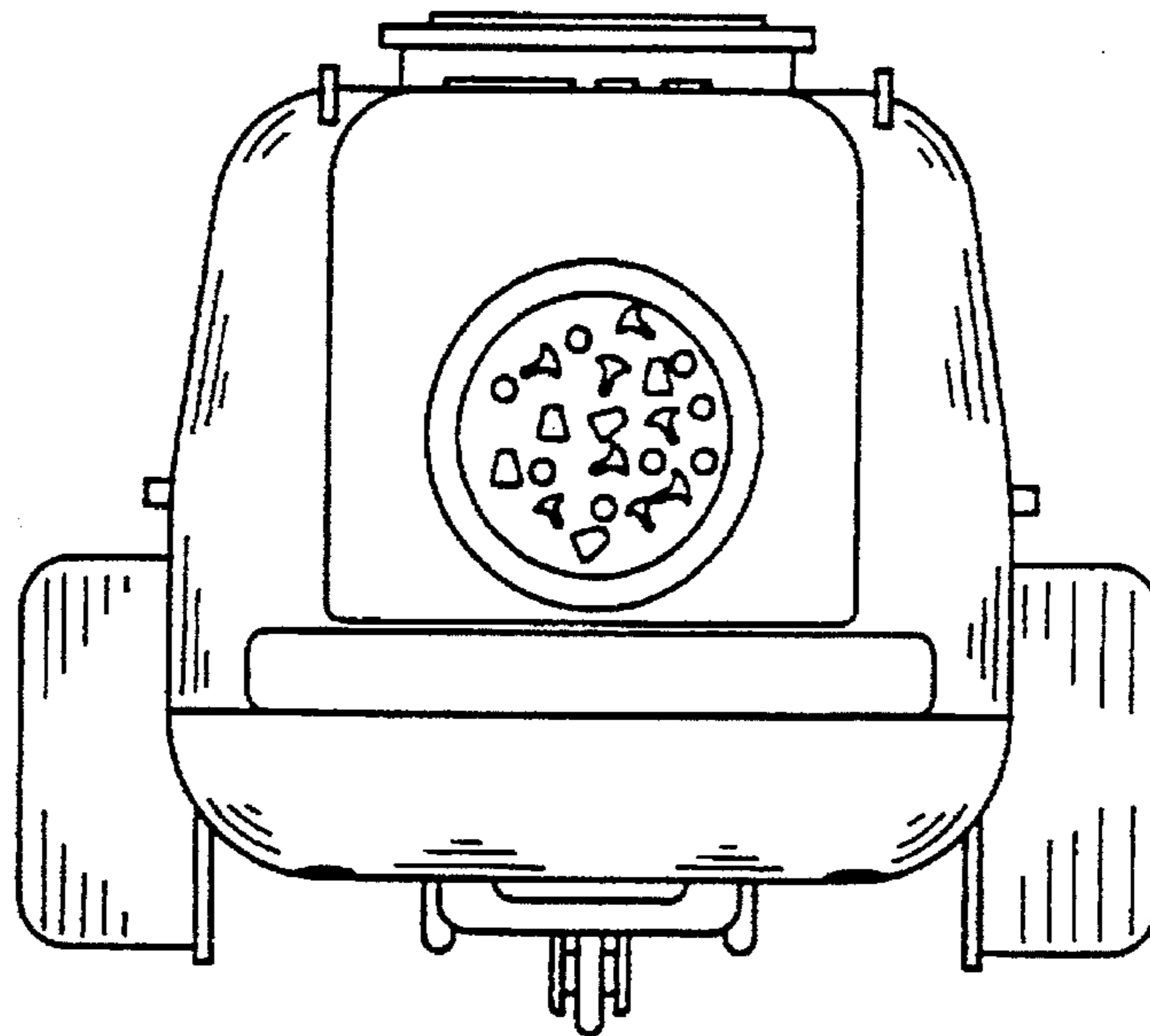


FIG. 3




FIG. 4




FIG. 5




FIG. 6

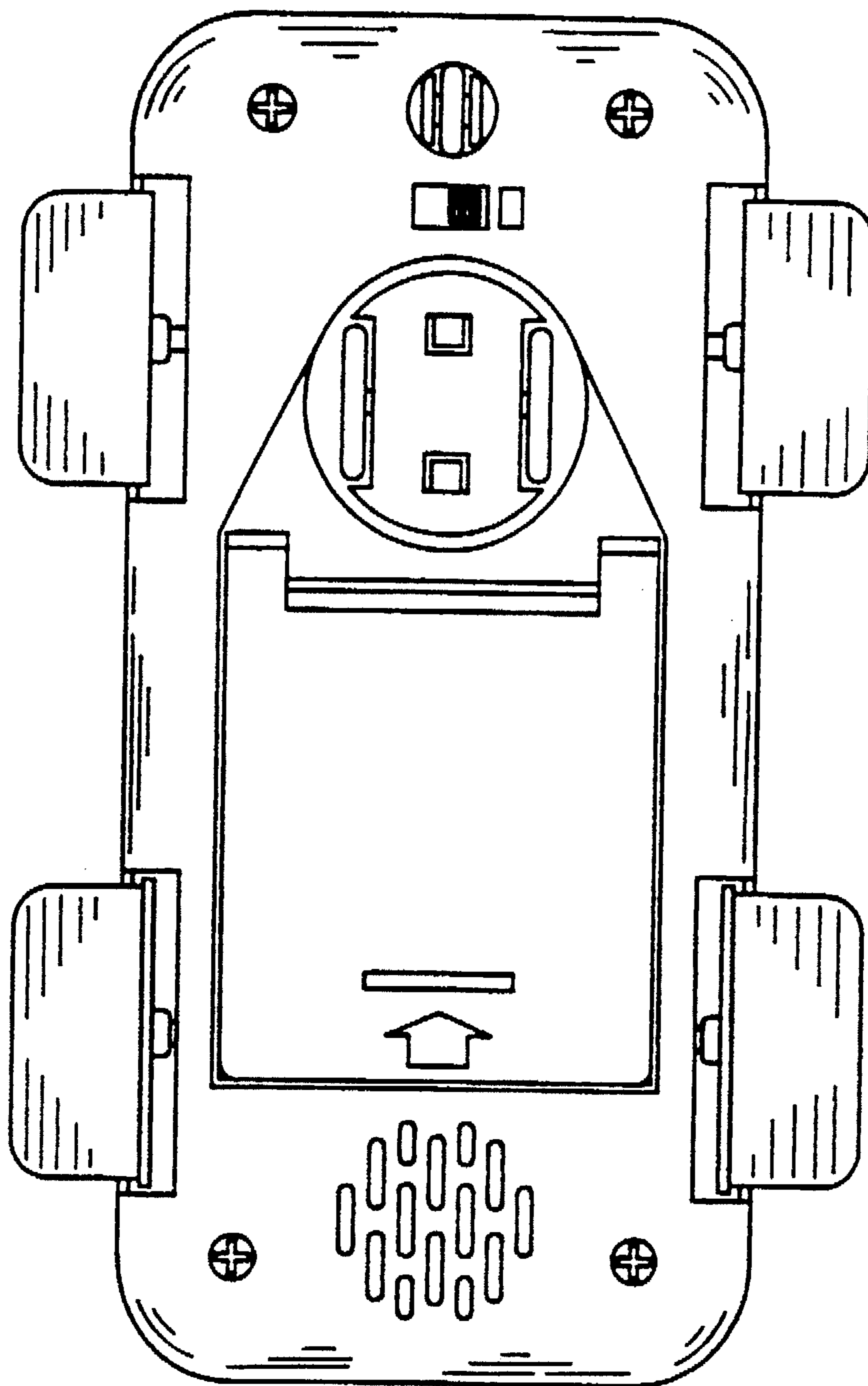


FIG. 7