



US00D382308S

United States Patent [19]
Cornell et al.

[11] **Patent Number: Des. 382,308**
[45] **Date of Patent: **Aug. 12, 1997**

[54] **OUTDOOR LIGHT FIXTURE**
[75] Inventors: **Edward C. Cornell**, Waukegan, Ill.;
Daniel J. DeLay, Waterford, Wis.
[73] Assignee: **Intermatic Incorporated**, Spring
Grove, Ill.
[**] Term: **14 Years**
[21] Appl. No.: **27,853**
[22] Filed: **Jul. 27, 1994**
[51] **LOC (6) Cl.** **26-05**
[52] **U.S. Cl.** **D26/68**
[58] **Field of Search** D26/67, 68, 69,
D26/70, 71, 128; 362/410, 411, 412, 413,
414, 431

D. 333,529 2/1993 Denison et al. .
5,086,379 2/1992 Denison et al. .
5,249,109 9/1993 Denison et al. .
5,398,180 3/1995 Lee 362/431

OTHER PUBLICATIONS

Intermatic Malibu, 1992 pp. 1+3, Globelight Fixture, Exterior Lamp Box Photostats 1970→.
Progress Lighting Fixtures, Catalog 106 p. 47, Year 1961, Item P5425 Ceiling Lamp Box.
"Intermatic Malibu"—Intermatic Incorporated—1988.
"Intermatic Malibu"—Intermatic Incorporated—1987.

Primary Examiner—Susan J. Lucas
Assistant Examiner—Cynthia E. Ramirez
Attorney, Agent, or Firm—Brinks Hofer Gilson & Lione

[57] **CLAIM**

The ornamental design for an outdoor light fixture, as shown and described.

DESCRIPTION

FIG. 1 is a front perspective view showing the outdoor light fixture of the present invention; the broken line showing of the stake in this figure and in FIG. 2 is for illustrative purposes only;
FIG. 2 is a side view thereof;
FIG. 3 is a top view thereof; and,
FIG. 4 is a bottom view thereof.

1 Claim, 2 Drawing Sheets

[56] **References Cited**

U.S. PATENT DOCUMENTS

D. 277,511 2/1985 Patel .
D. 305,156 12/1989 Maddock D26/67
D. 308,111 5/1990 Banathy et al. .
D. 309,785 8/1990 Chien D26/67
D. 310,577 9/1990 Kakuk et al. D26/67
D. 319,891 9/1991 Giese .
D. 323,567 1/1992 Denison et al. .
D. 329,100 9/1992 Hall et al. D26/67
D. 330,778 11/1992 Hall et al. D26/68

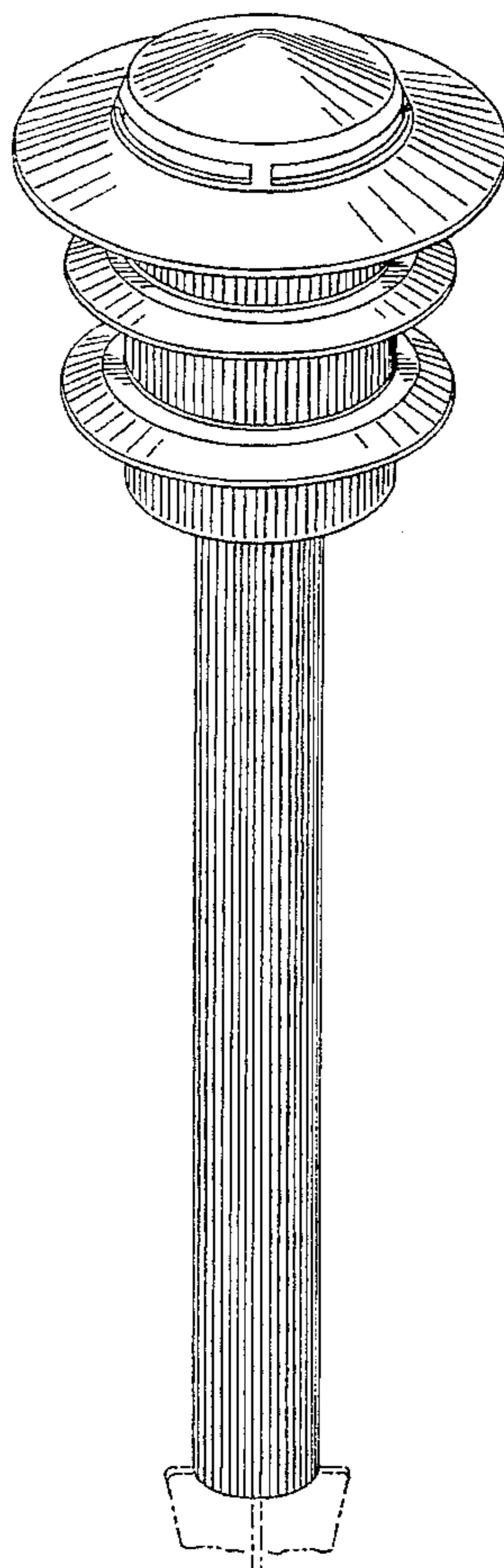


FIG. 1

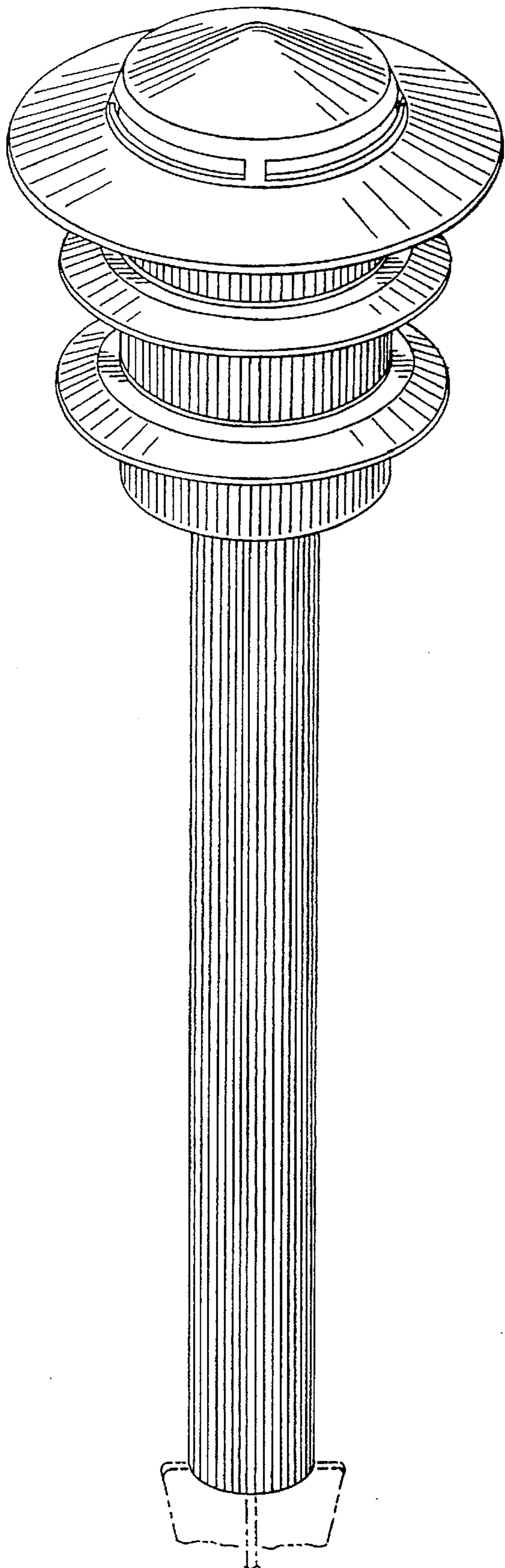


FIG. 2

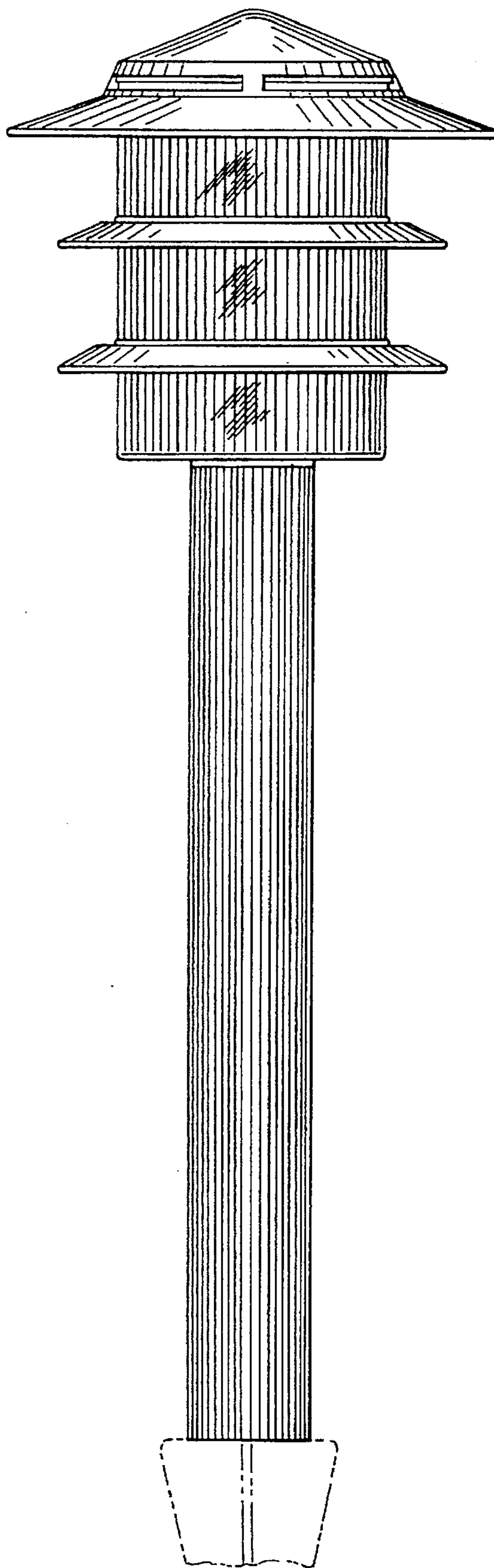


FIG. 3

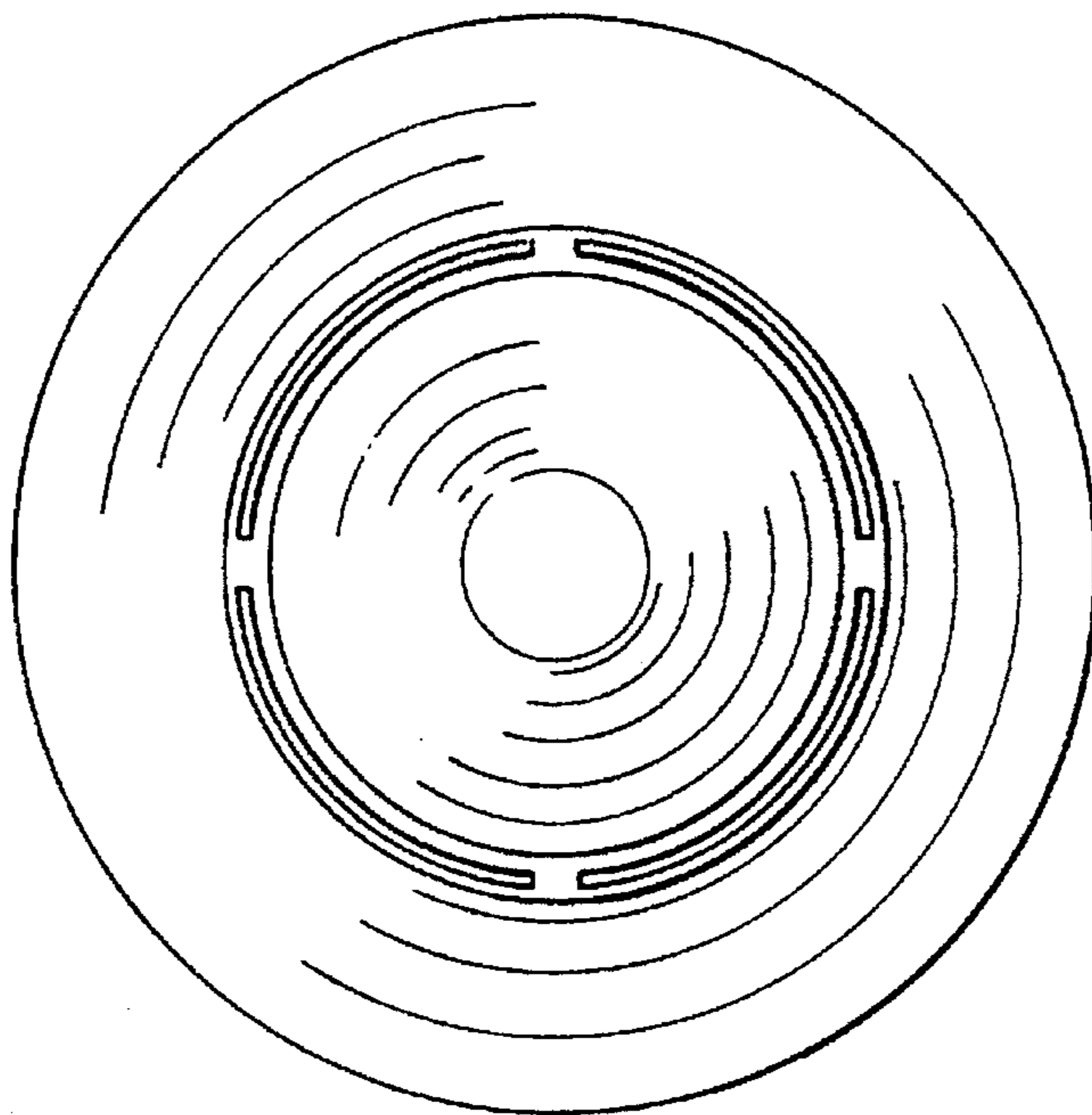


FIG. 4

