



US00D382302S

United States Patent [19] Grinbaum

[11] Patent Number: **Des. 382,302**

[45] Date of Patent: ****Aug. 12, 1997**

[54] **ELECTRONIC NAME DISPLAY DEVICE**

5,046,273 9/1991 Virvo 40/571
5,192,944 3/1993 Otsuki et al. 40/452 X

[76] Inventor: **Leonard Grinbaum**, 21708 Eccles St.,
Canoga Park, Calif. 91304

OTHER PUBLICATIONS

[**] Term: **14 Years**

Programmable Moving Messages, Salescaster Model 300,
Feb. 26, 1980.

[21] Appl. No.: **50,986**

GEO 4000 Changeable Letter Boards, Item 1, p. 881,
Miller's Office Products Catalog, Jan. 4, 1995.

[22] Filed: **Mar. 1, 1996**

Primary Examiner—Susan J. Lucas
Assistant Examiner—Jennifer A. Register

[51] LOC (6) Cl. **20-03**

[52] U.S. Cl. **D20/10**

[58] Field of Search D20/10, 12, 15,
D20/17, 19; 362/812; D18/26; D10/15;
40/541, 452, 453, 571, 544, 1, 446, 575,
617, 584; 345/33, 59; 340/815.4

[57] CLAIM

The ornamental design for an electronic name display
device, as shown and described.

[56] References Cited

DESCRIPTION

U.S. PATENT DOCUMENTS

D. 320,812	10/1991	Frost	D20/17
D. 328,763	8/1992	Laviana et al.	D20/12
D. 344,101	2/1994	DeRaffele et al.	D20/10
D. 355,675	2/1995	Craig et al.	D20/10
2,264,965	12/1941	Broderick	40/571
2,539,654	1/1951	Barnes	40/453
3,878,531	4/1975	McClelland	340/815.4

FIG. 1 is a front elevational view of the electronic name
display device showing my new design;
FIG. 2 is a rear elevational view thereof;
FIG. 3 is a left view thereof, the right view being a mirror
image;
FIG. 4 is a top plan view thereof;
FIG. 5 is a bottom plan view thereof; and,
FIG. 6 is an isometric view thereof.

1 Claim, 3 Drawing Sheets

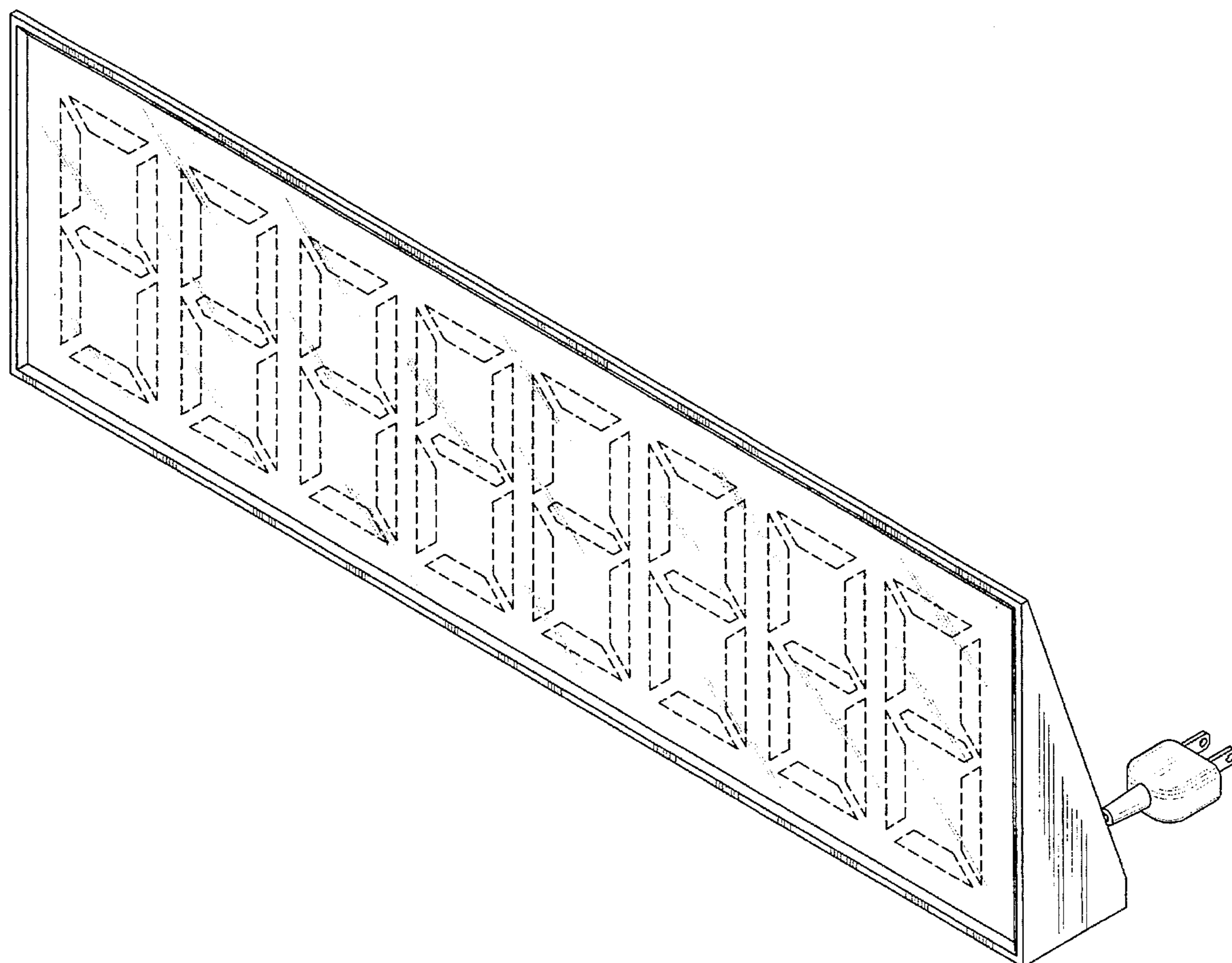


FIG. 1


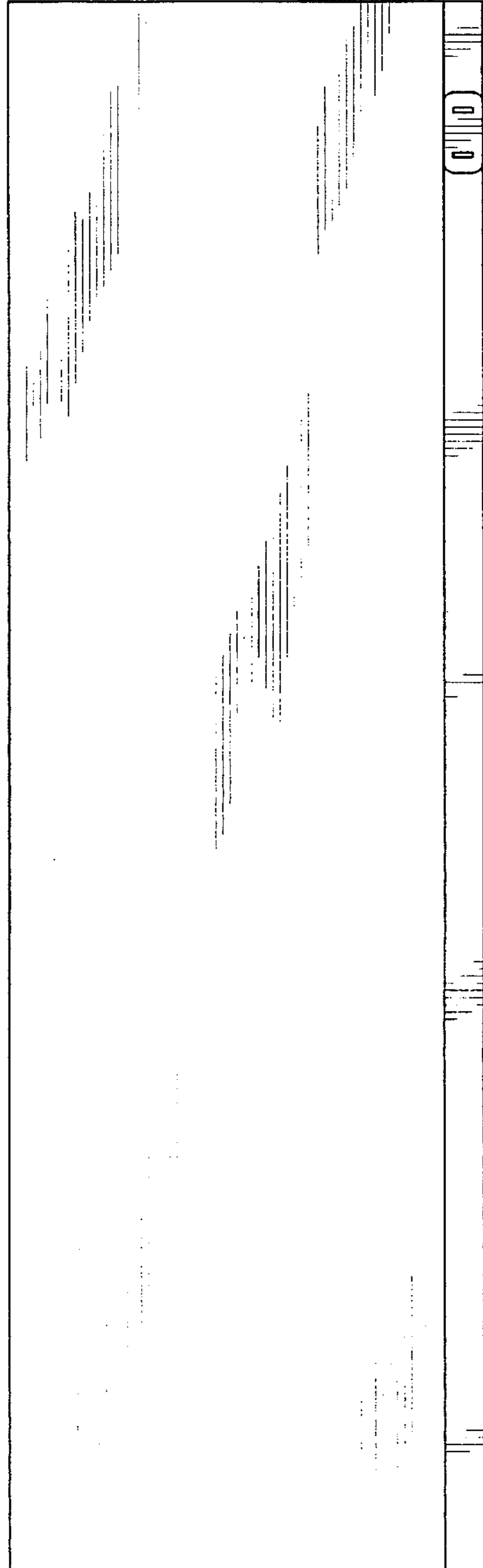


FIG. 2



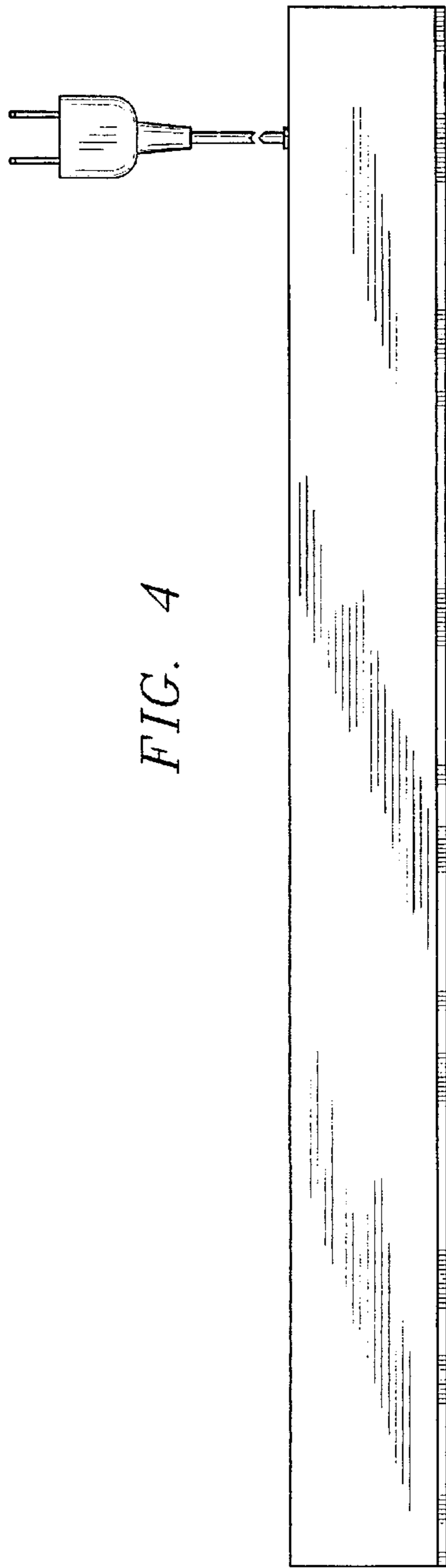


FIG. 4

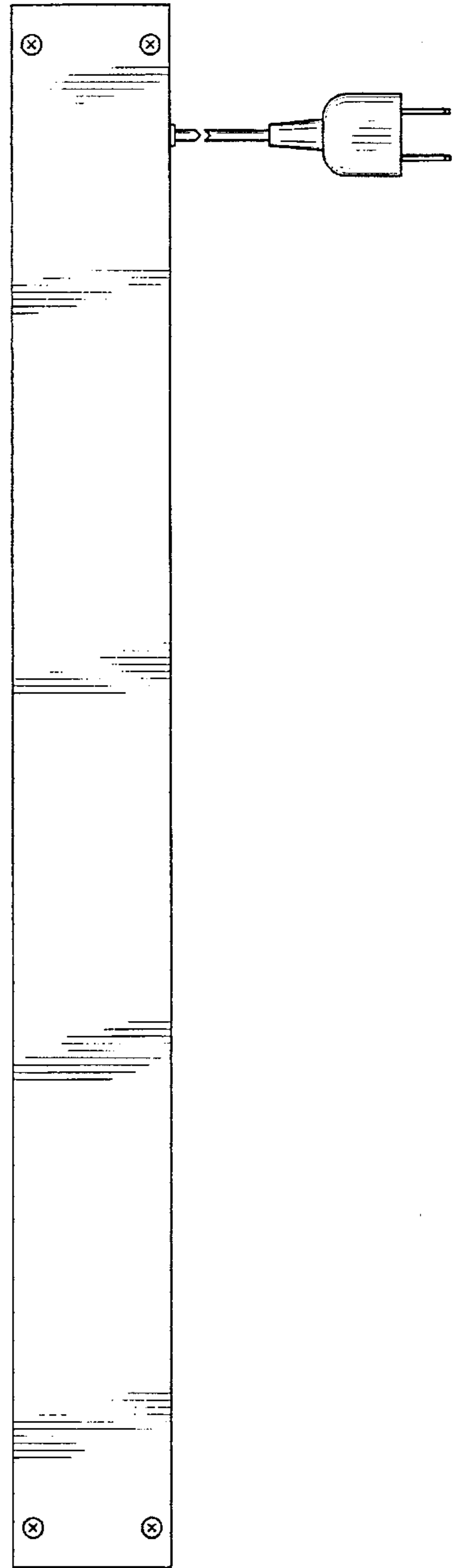


FIG. 5

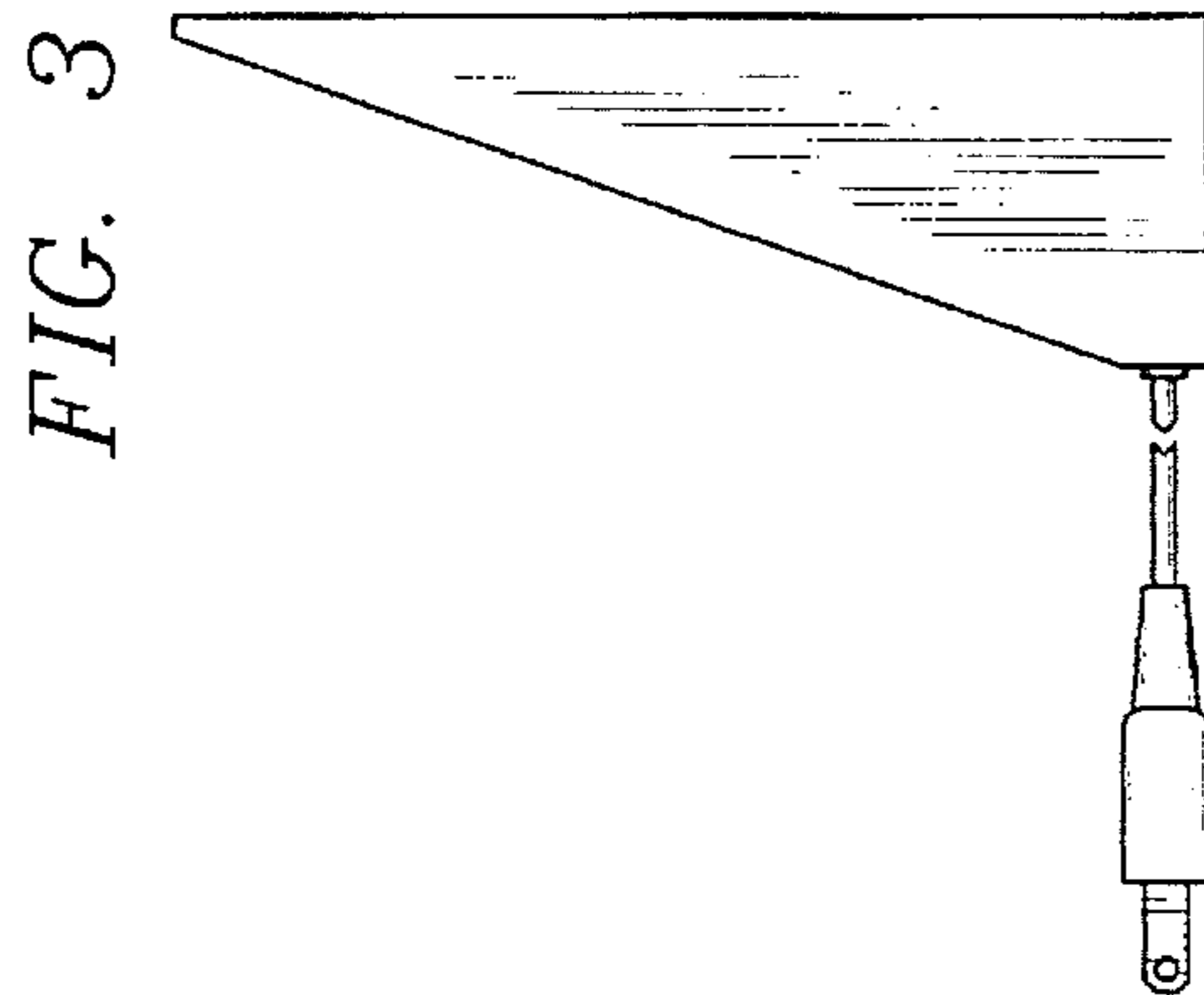


FIG. 3

FIG. 6

