



US00D382294S

United States Patent [19] Grant

[11] Patent Number: **Des. 382,294**

[45] Date of Patent: ****Aug. 12, 1997**

[54] **CALCULATOR CASE WITH PEN**

[75] Inventor: **Patrick A. B. Grant**, Flichity, United Kingdom

[73] Assignee: **Grants of Dalvey Limited**, Ross-shire, United Kingdom

[**] Term: **14 Years**

[21] Appl. No.: **50,870**

[22] Filed: **Feb. 28, 1996**

[30] **Foreign Application Priority Data**

Sep. 6, 1995 [GB] United Kingdom 2050180

[51] LOC (6) Cl. **18-01**

[52] U.S. Cl. **D18/7; D18/2**

[58] Field of Search D18/1, 2, 6, 7, D18/11, 12; D10/2, 15; D14/100, 106, 107; 200/5 A; 235/61 R; 364/706-710; 248/447

[56] **References Cited**

U.S. PATENT DOCUMENTS

- D. 249,822 10/1978 Ohie et al. D18/7
- D. 317,458 6/1991 Sawada et al. D18/7
- D. 317,921 7/1991 Suzuki D18/7 X
- D. 332,274 1/1993 Peersmann D18/2

Primary Examiner—Caron D. Veynar
Attorney, Agent, or Firm—Dann, Dorfman, Herrell and Skillman; Henry H. Skillman

[57] **CLAIM**

The ornamental design for a calculator case with pen, as shown and described.

DESCRIPTION

FIG. 1 is a front elevation view of a calculator case with pen showing my new design;
 FIG. 2 is a right side elevation view thereof;
 FIG. 3 is a rear elevation view thereof;
 FIG. 4 is a top plan view thereof, with the pen removed for ease of illustration;
 FIG. 5 is a elevation view showing the claimed design in the open position, with the pen removed for ease of illustration;
 FIG. 6 is a right side elevation view showing the claimed design in the open position with the pen removed for ease of illustration;
 FIG. 7 is an exploded front elevation view of the claimed design in FIG. 1;
 FIG. 8 is a bottom plan view thereof; with the pen removed for ease of illustration;
 FIG. 9 is a right side elevation view thereof, with the pen removed for ease of illustration; and,
 FIG. 10 is a left side elevation view thereof.

1 Claim, 3 Drawing Sheets

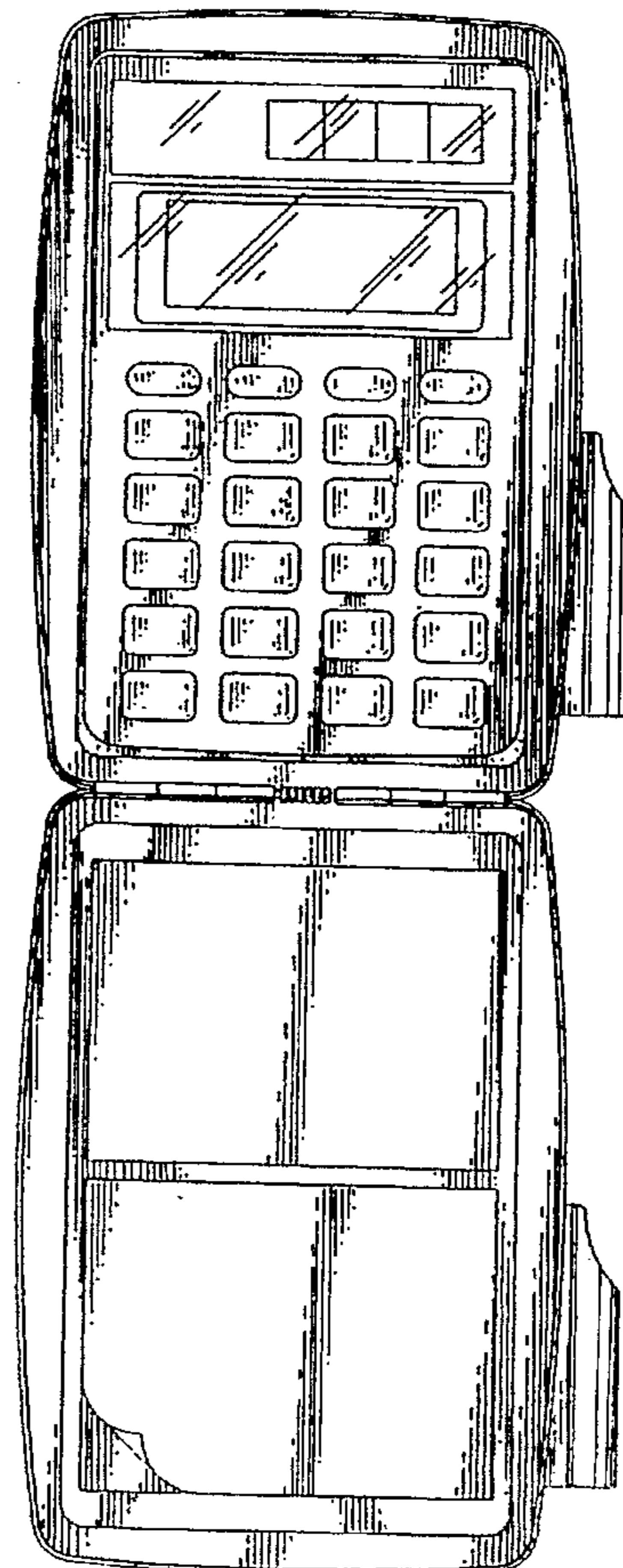
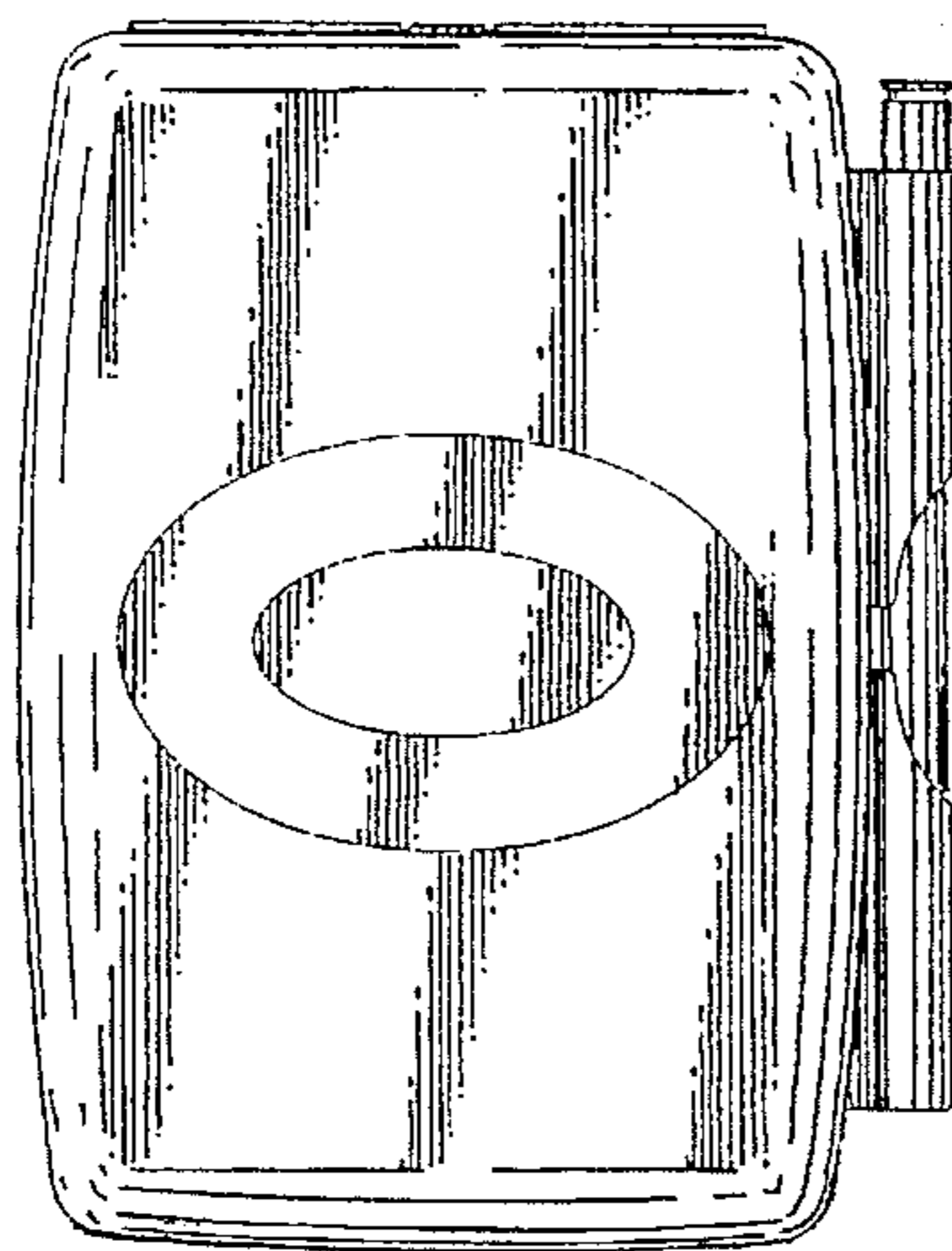


FIG. 1

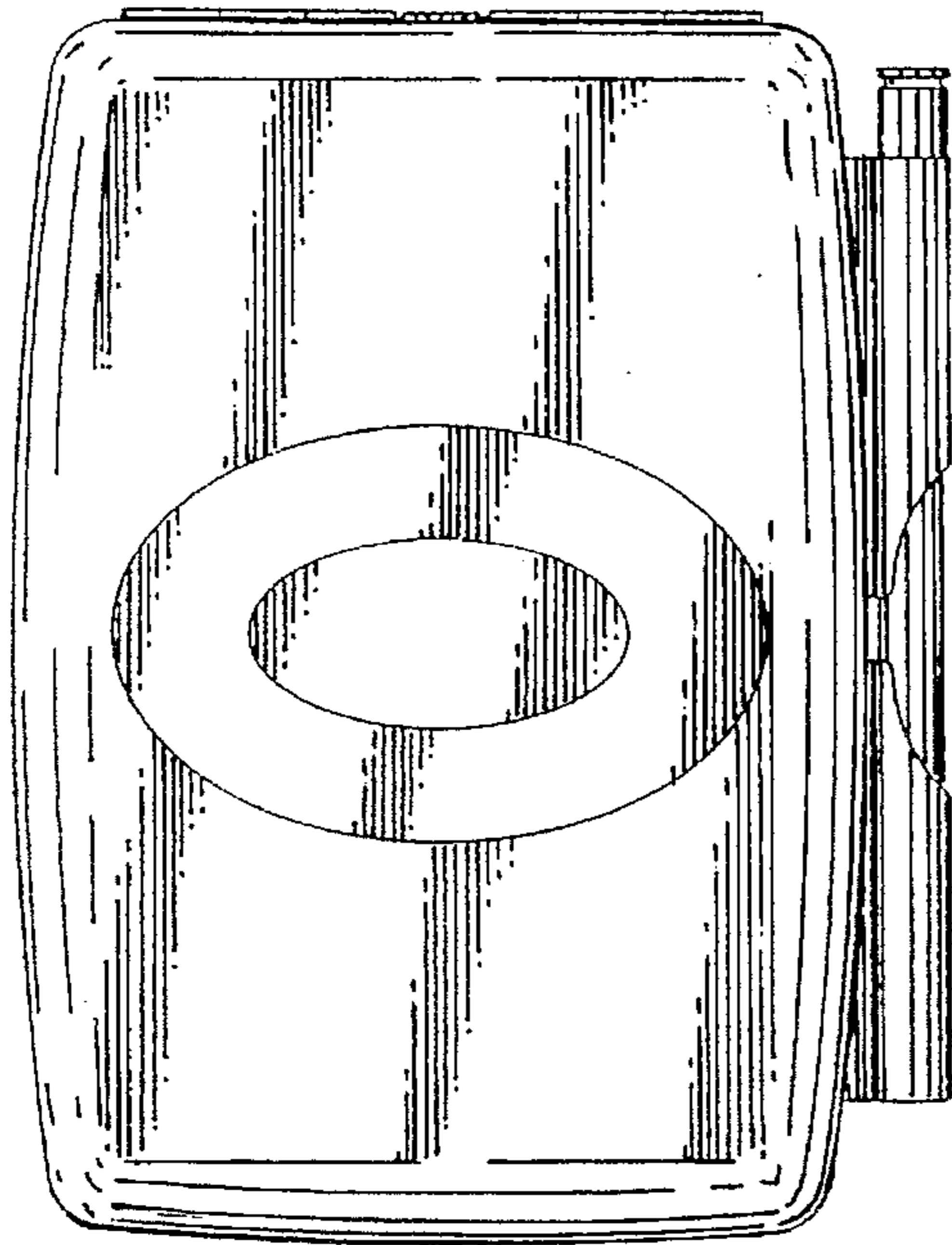


FIG. 2



FIG. 3



FIG. 4




FIG. 5




FIG. 6

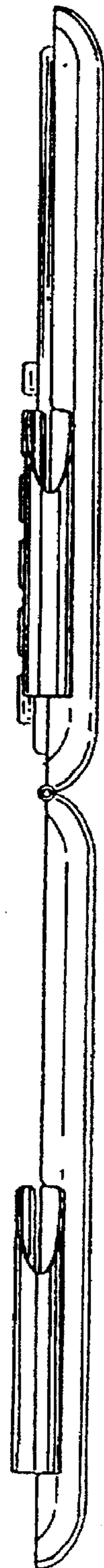


FIG. 9



FIG. 10



FIG. 7

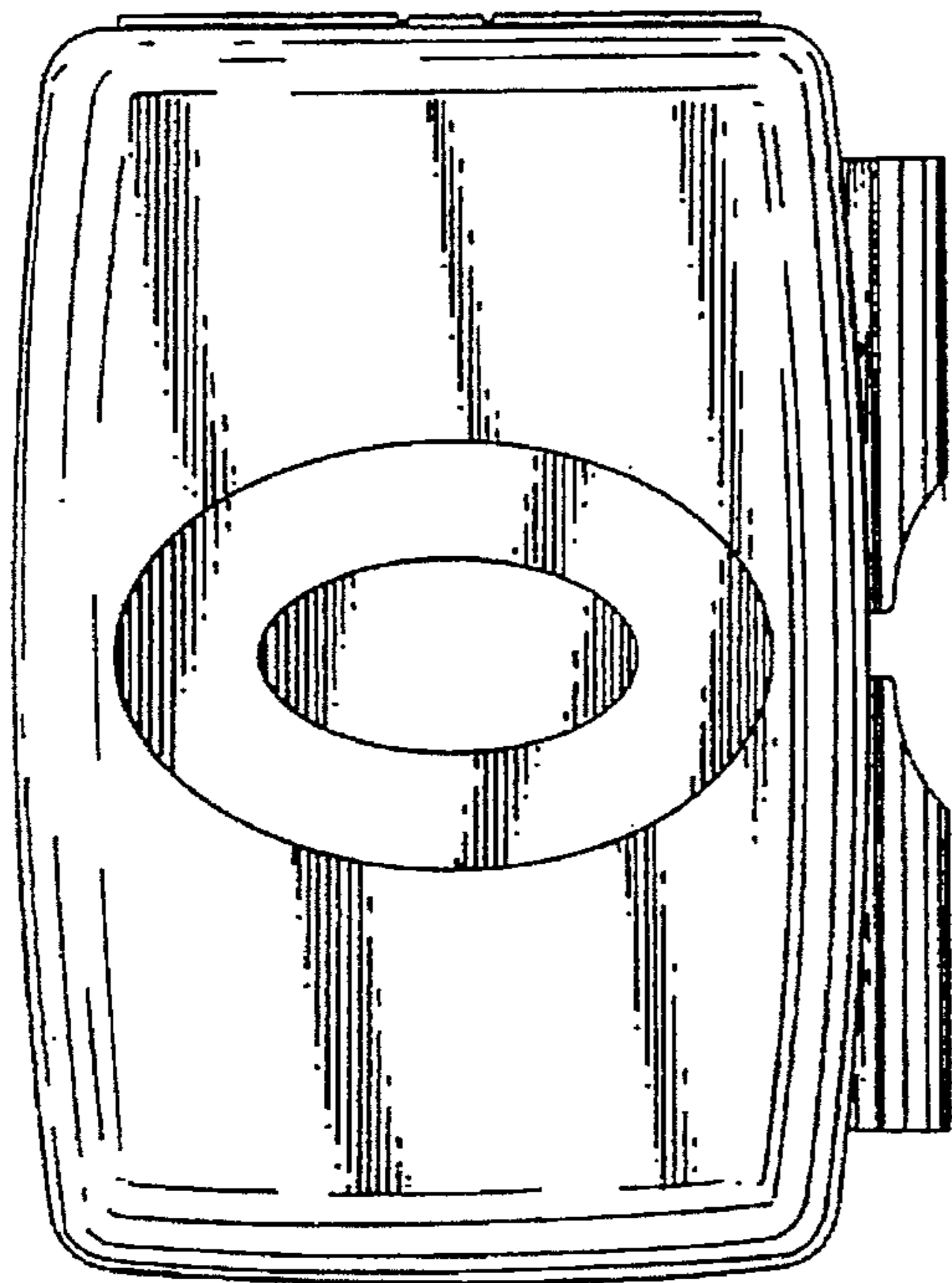
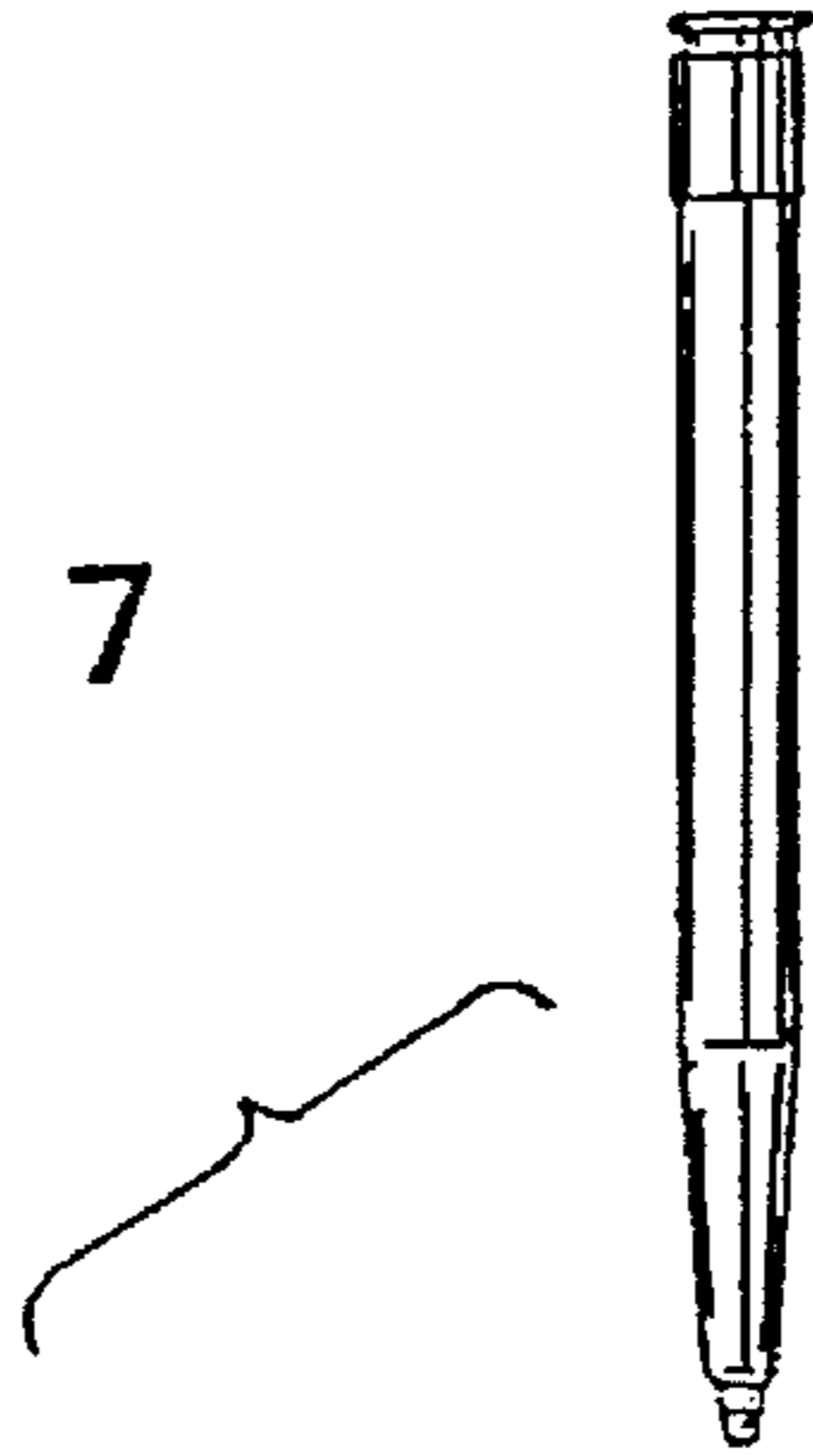


FIG. 8

