



US00D382271S

United States Patent [19]

[11] Patent Number: **Des. 382,271**

Akwivu

[45] Date of Patent: ****Aug. 12, 1997**

[54] **LUMINOUS REMOTE CONTROL**

5,031,046 7/1991 Bruggemann 348/734
5,408,275 4/1995 Song et al. 348/734

[76] Inventor: **Ndukwe Akwivu**, 90 Clarendon Court,
Sidmouth Rd, London, England, NW2
5HD

Primary Examiner—Lucy Lieberman

[**] Term: **14 Years**

[57] **CLAIM**

The ornamental design for a luminous remote control, as shown.

[21] Appl. No.: **54,514**

DESCRIPTION

[22] Filed: **May 15, 1996**

[51] LOC (6) Cl. **14-03**

[52] U.S. Cl. **D14/218**

[58] Field of Search D14/218, 217;
D10/104, 106; D13/168; 348/734; 455/151.1,
151.2, 151.3, 151.4, 352-355

FIG. 1 is a top view of the luminous remote control of the present invention;

FIG. 2 is a bottom view of the luminous remote control of FIG. 1;

FIG. 3 is a left side elevation thereof;

FIG. 4 is a right side elevation thereof;

FIG. 5 is a rear view of the luminous remote control of FIG. 1;

FIG. 6 is a front view of the luminous remote control of FIG. 1; and,

FIG. 7 is a front perspective view of the luminous remote control of FIG. 1.

The broken lines in FIGS. 1 and 7 are for illustrative purposes only and do not form part of the claimed design.

[56] References Cited

U.S. PATENT DOCUMENTS

D. 266,416	10/1982	Hiraki	D14/218
D. 342,257	12/1993	Payne	D14/218
D. 362,695	9/1995	Waldhelm	D14/218
D. 367,654	3/1996	Hertzfeld et al.	D14/218
4,626,892	12/1986	Nortrup et al.	348/734
4,959,719	9/1990	Strubbe et al.	348/734

1 Claim, 3 Drawing Sheets

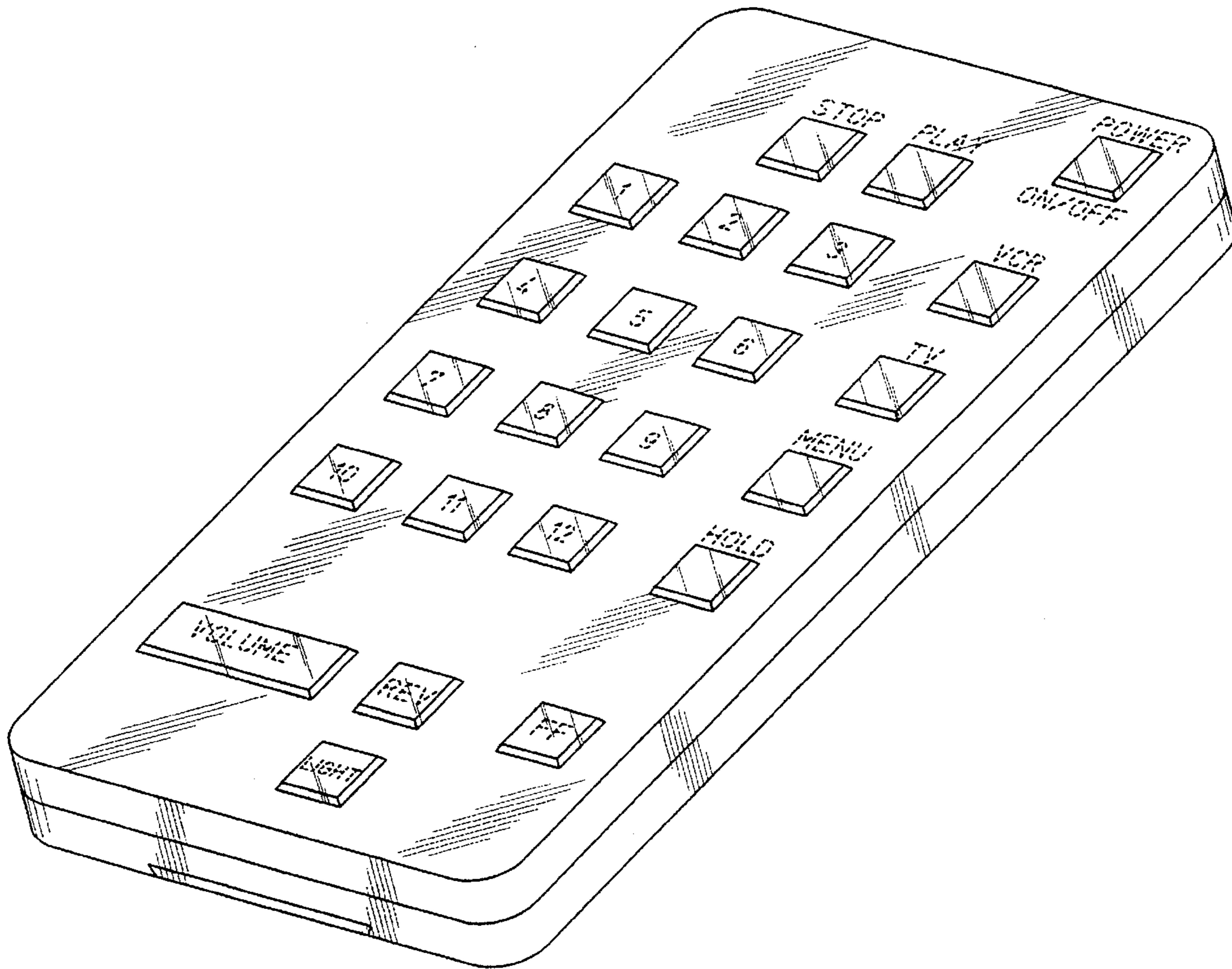


FIG. 1

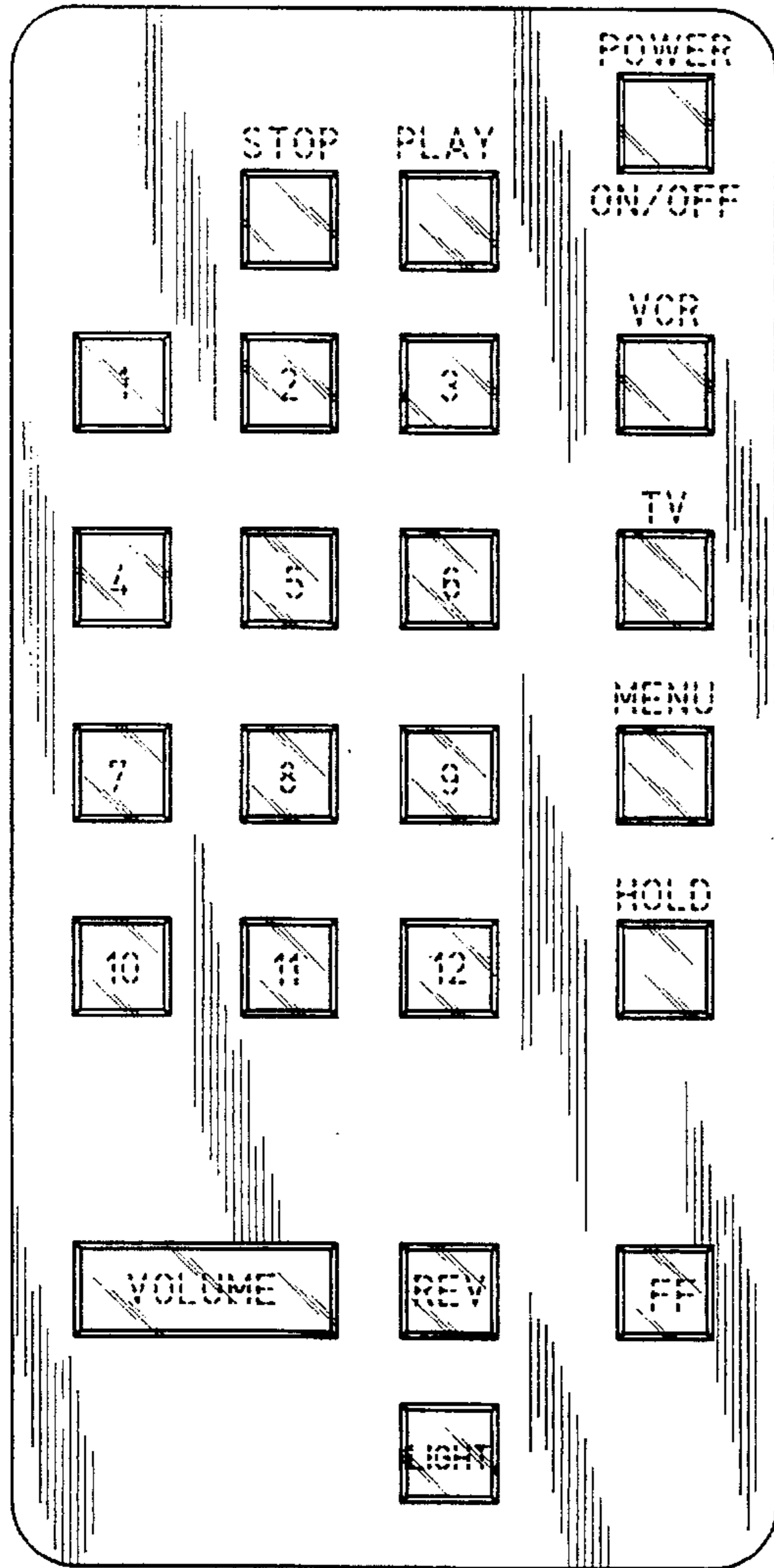


FIG. 2

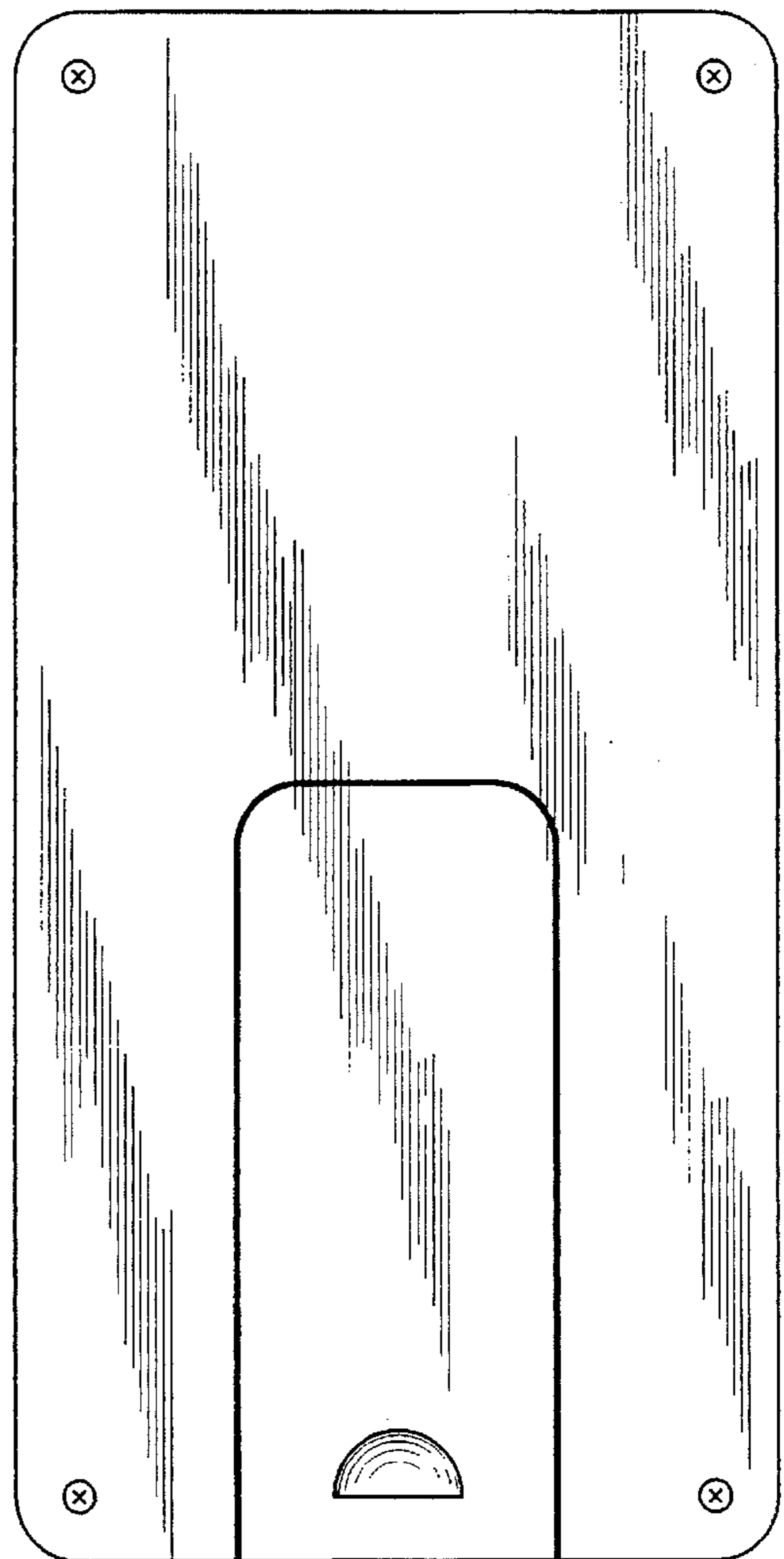


FIG. 3




FIG. 4




FIG. 5




FIG. 6



FIG. 7

