



US00D382270S

United States Patent [19]

Matsuoka

[11] Patent Number: **Des. 382,270**

[45] Date of Patent: ****Aug. 12, 1997**

[54] **SPEAKER BOX**

[75] Inventor: **Fumiya Matsuoka**, Tokyo, Japan

[73] Assignee: **Sony Corporation**, Tokyo, Japan

[**] Term: **14 Years**

[21] Appl. No.: **49,600**

[22] Filed: **Dec. 19, 1995**

[30] **Foreign Application Priority Data**

Jul. 7, 1995 [JP] Japan 7-19554

[51] LOC (6) Cl. **14-01**

[52] U.S. Cl. **D14/214; D14/215**

[58] Field of Search D14/204, 209-216,
D14/219; 181/144-145, 148, 150, 157,
198, 199; 381/24, 88, 90, 153, 159, 186,
188

[56] **References Cited**

U.S. PATENT DOCUMENTS

- D. 260,390 8/1981 Bertagni D14/211
- D. 321,196 10/1991 Yamamoto D14/211 X
- D. 352,038 11/1994 Kobayashi D14/215
- D. 358,818 5/1995 Rozier et al. D14/214
- D. 368,710 4/1996 Althans D14/214 X

Primary Examiner—Sandra L. Morris
Assistant Examiner—Nanda Bondade
Attorney, Agent, or Firm—Foley & Lardner

[57] **CLAIM**

The ornamental design for a speaker box, as shown and described.

DESCRIPTION

FIG. 1 is a perspective view of a speaker box showing my new design;

FIG. 2 is a top plan view thereof;

FIG. 3 is a left side elevational view thereof;

FIG. 4 is a front elevational view thereof;

FIG. 5 is a bottom plan view thereof;

FIG. 6 is a right side elevational view thereof;

FIG. 7 is a rear elevational view thereof;

FIG. 8 is a perspective view of an alternate embodiment of FIG. 1;

FIG. 9 is a top plan view of the embodiment of FIG. 8;

FIG. 10 is a left side elevational view of the embodiment of FIG. 8;

FIG. 11 is a front elevational view of the embodiment of FIG. 8; and,

FIG. 12 is a right side elevational view of the embodiment of FIG. 8.

A bottom plan view and a rear elevational view of the embodiment of FIG. 8 are the same as those of the first embodiment shown in FIGS. 5 and 7 respectively.

1 Claim, 4 Drawing Sheets

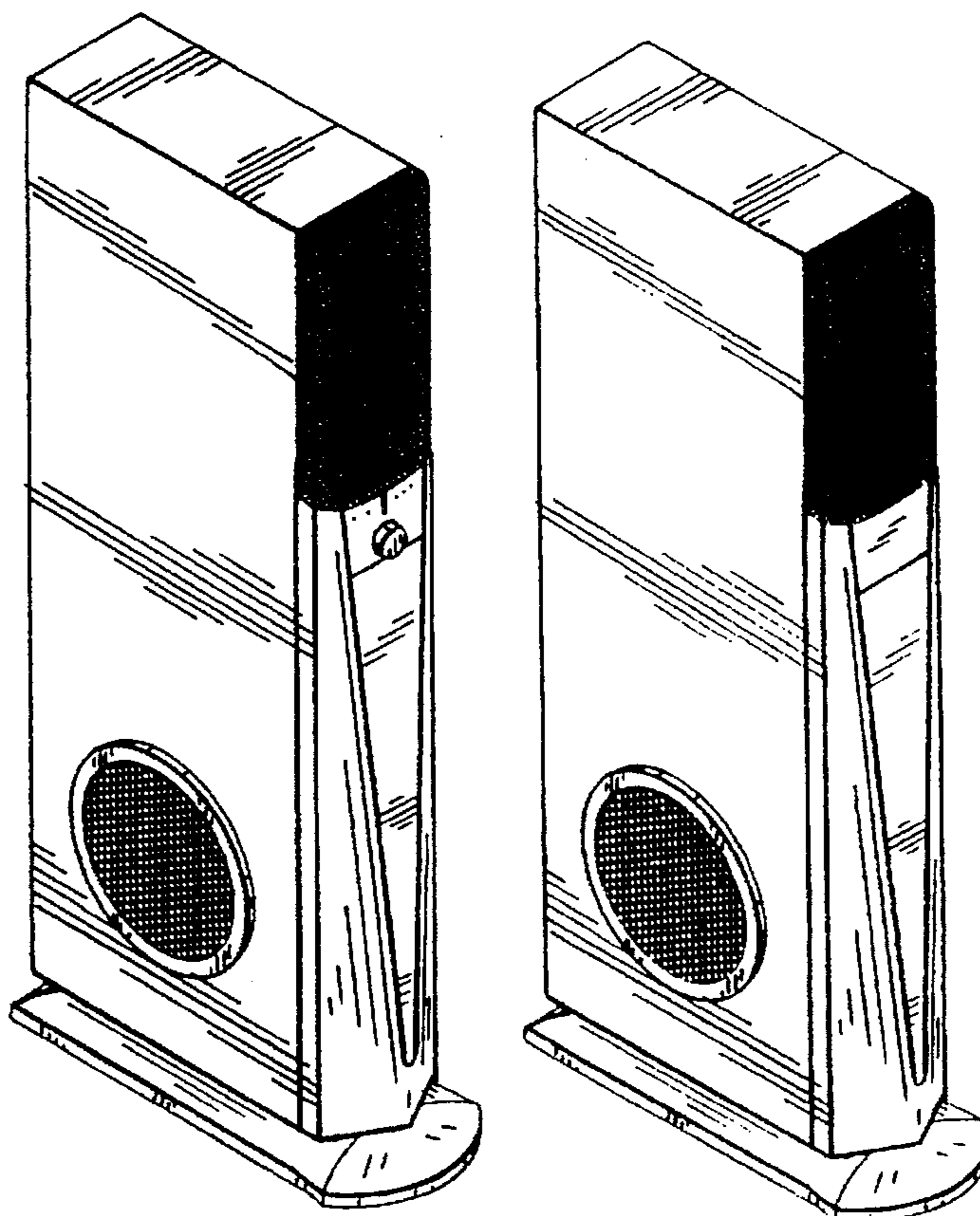


FIG. 1




FIG. 2




FIG. 5




FIG. 3

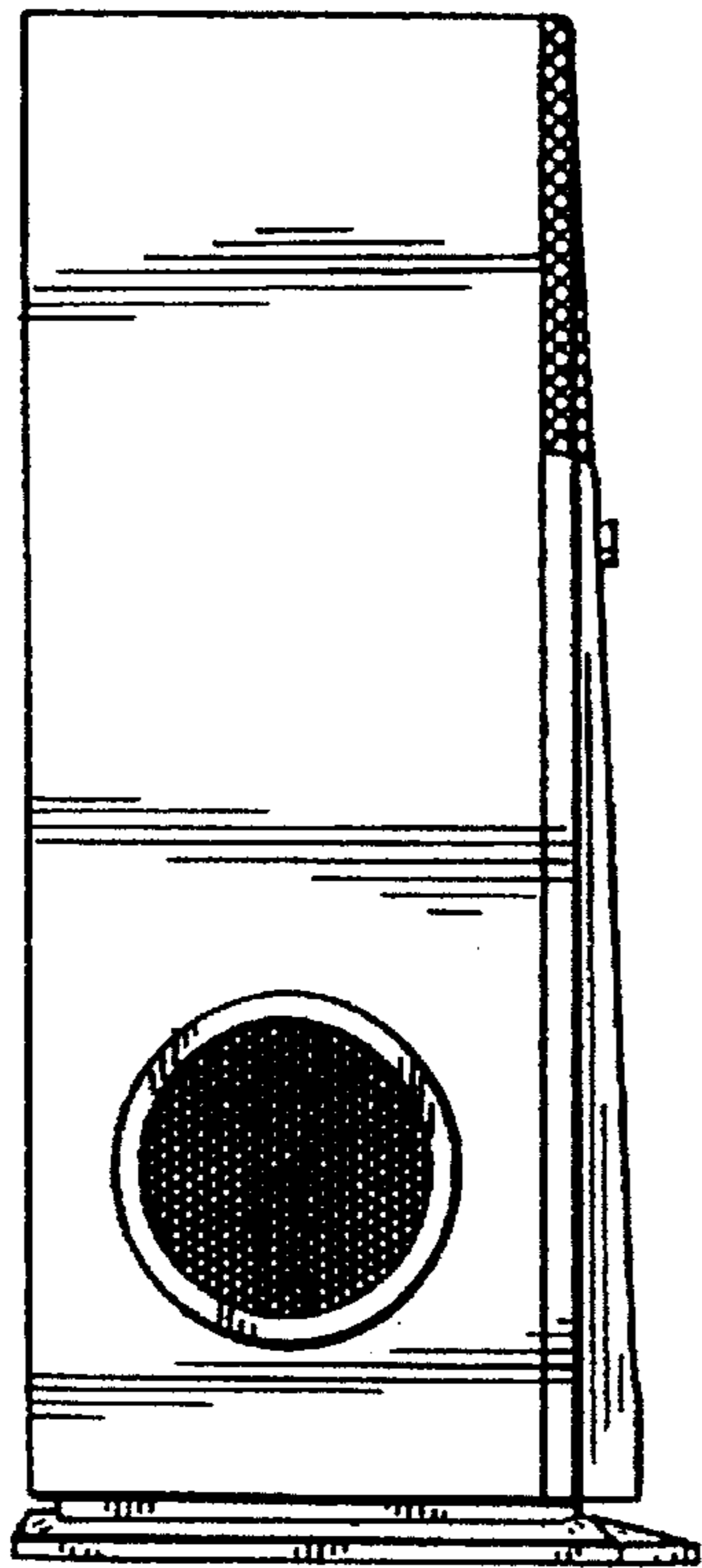


FIG. 4

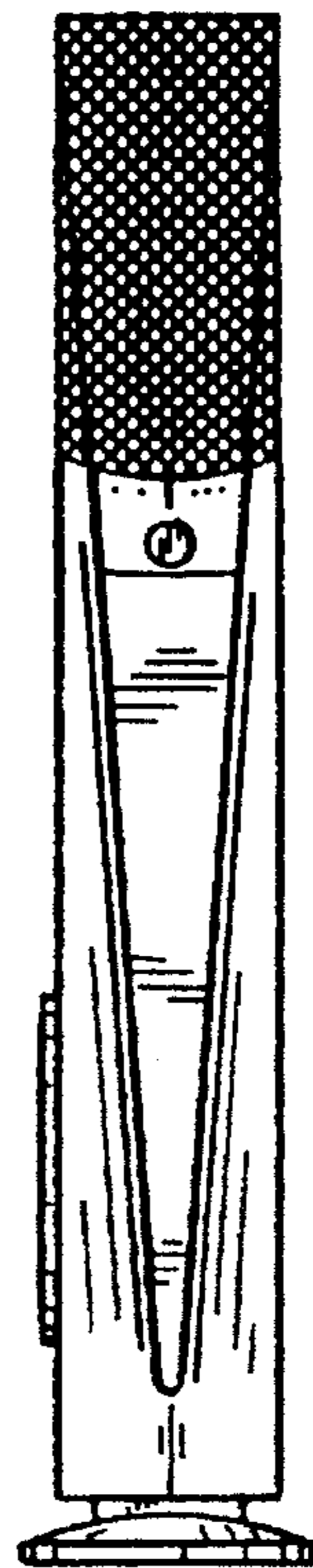


FIG. 6

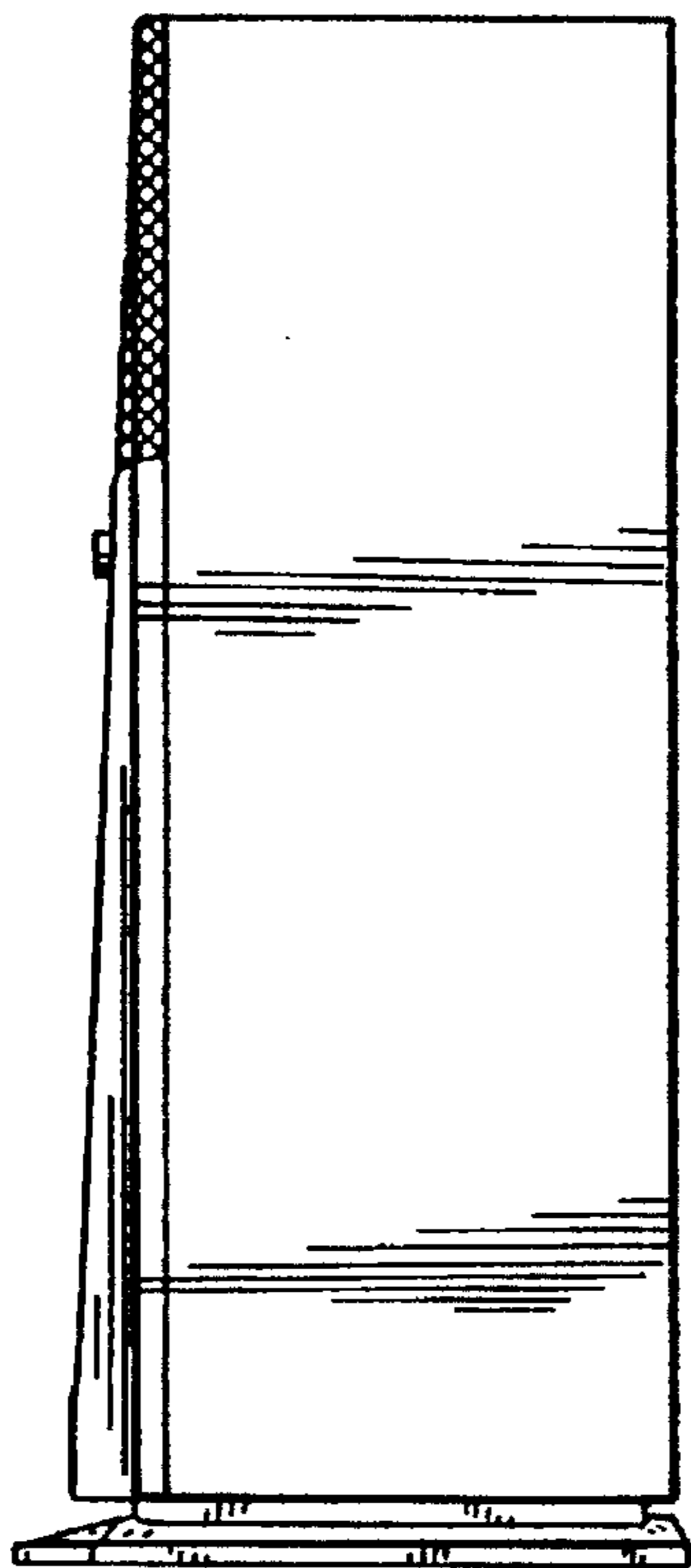


FIG. 7

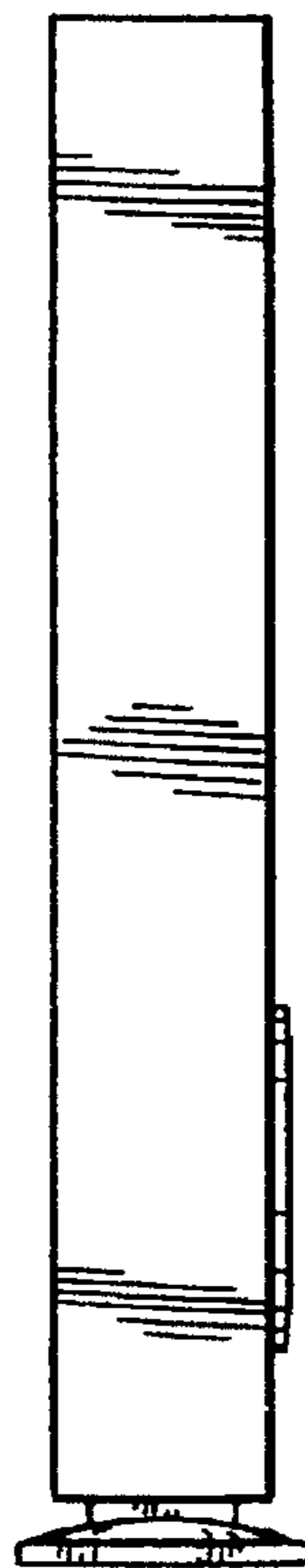


FIG. 8




FIG. 9




FIG. 10

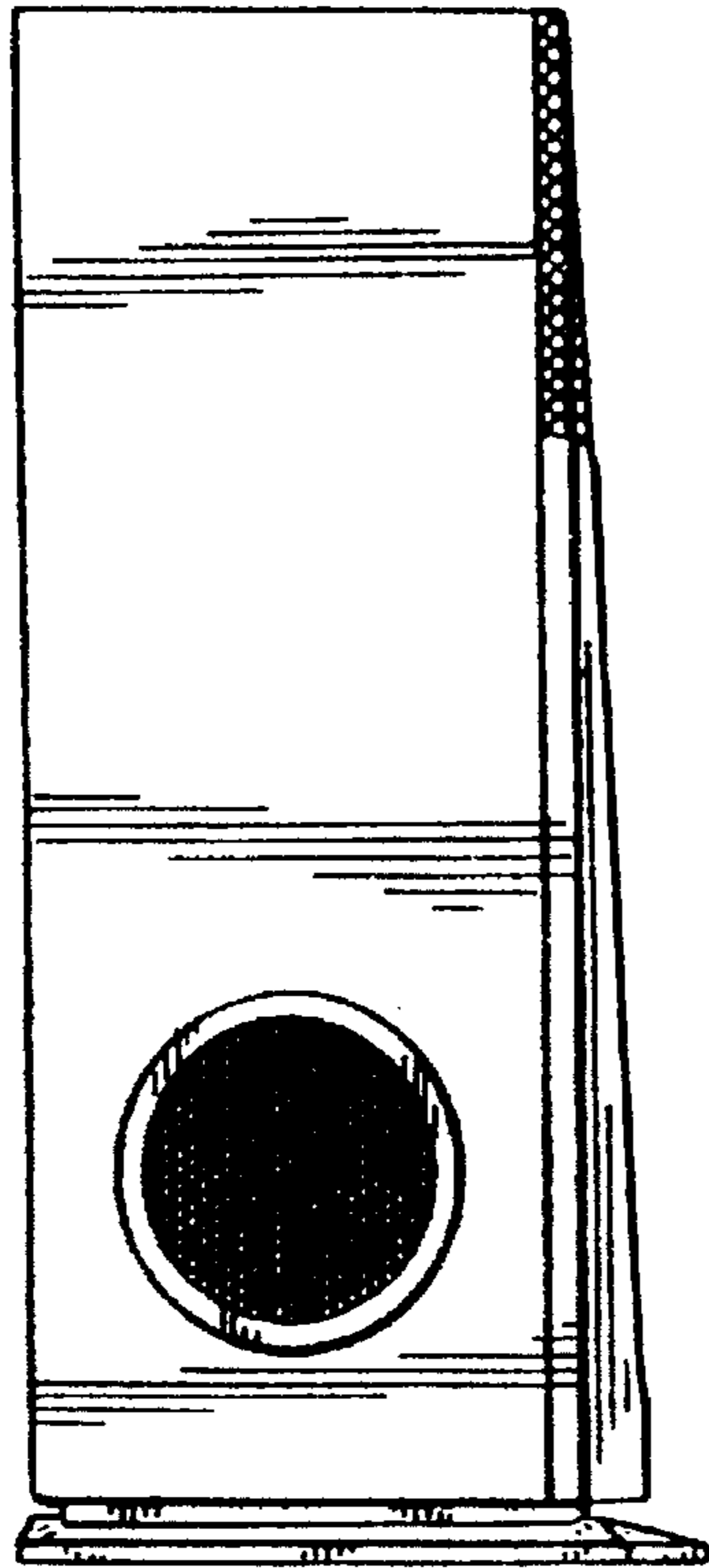


FIG. 11

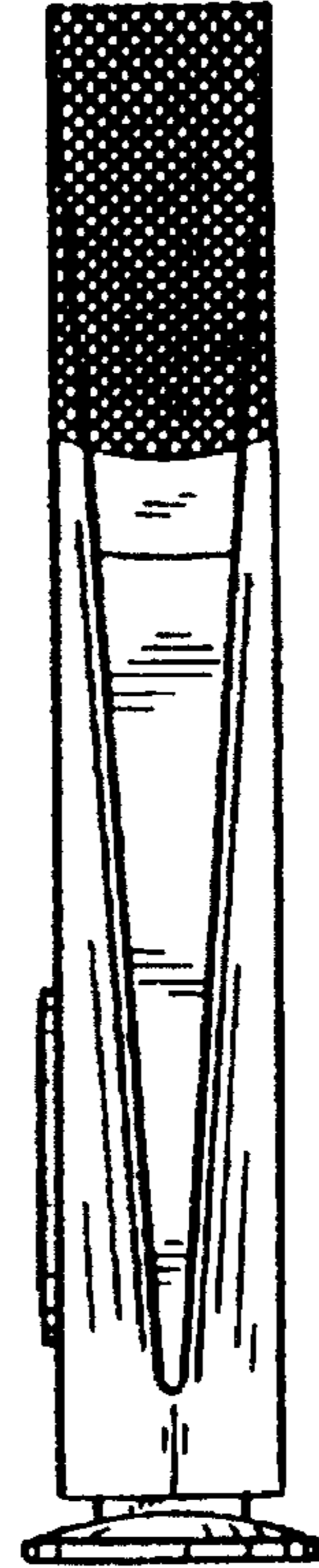


FIG. 12

