



US00D382269S

United States Patent [19]

Terk et al.

[11] Patent Number: **Des. 382,269**

[45] Date of Patent: ****Aug. 12, 1997**

[54] **PILLOW SPEAKER**

[75] Inventors: **Harold S. Terk**, Stamford, Conn.;
Francois Genevé, Chicago, Ill.

[73] Assignee: **Curbell, Inc.**, Orchard Park, N.Y.

[**] Term: **14 Years**

[21] Appl. No.: **48,890**

[22] Filed: **Jan. 16, 1996**

[51] LOC (6) Cl. **14-01**

[52] U.S. Cl. **D14/204; D14/214**

[58] Field of Search **D13/168; D14/137,**
D14/159, 204-214, 221-222; 181/141,
144, 148, 150, 152-153, 155, 157; 381/24,
86-88, 158-159, 182, 186, 188, 205

[56] **References Cited**

U.S. PATENT DOCUMENTS

D. 266,501 10/1982 Stefanik D13/168

D. 306,024 2/1990 Eberbach D14/214

D. 326,095 5/1992 Terk et al. .

D. 326,854 6/1992 Terk et al. .

D. 352,038 11/1994 Kobayashi D14/215

Primary Examiner—Sandra L. Morris

Assistant Examiner—Nanda Bondade

Attorney, Agent, or Firm—Hodgson, Russ, Andrews, Woods & Goodyear

[57] **CLAIM**

The ornamental design for a pillow speaker, as shown and described.

DESCRIPTION

FIG. 1 is a front elevational view of a pillow speaker showing our new design;

FIG. 2 is a right side elevational view thereof;

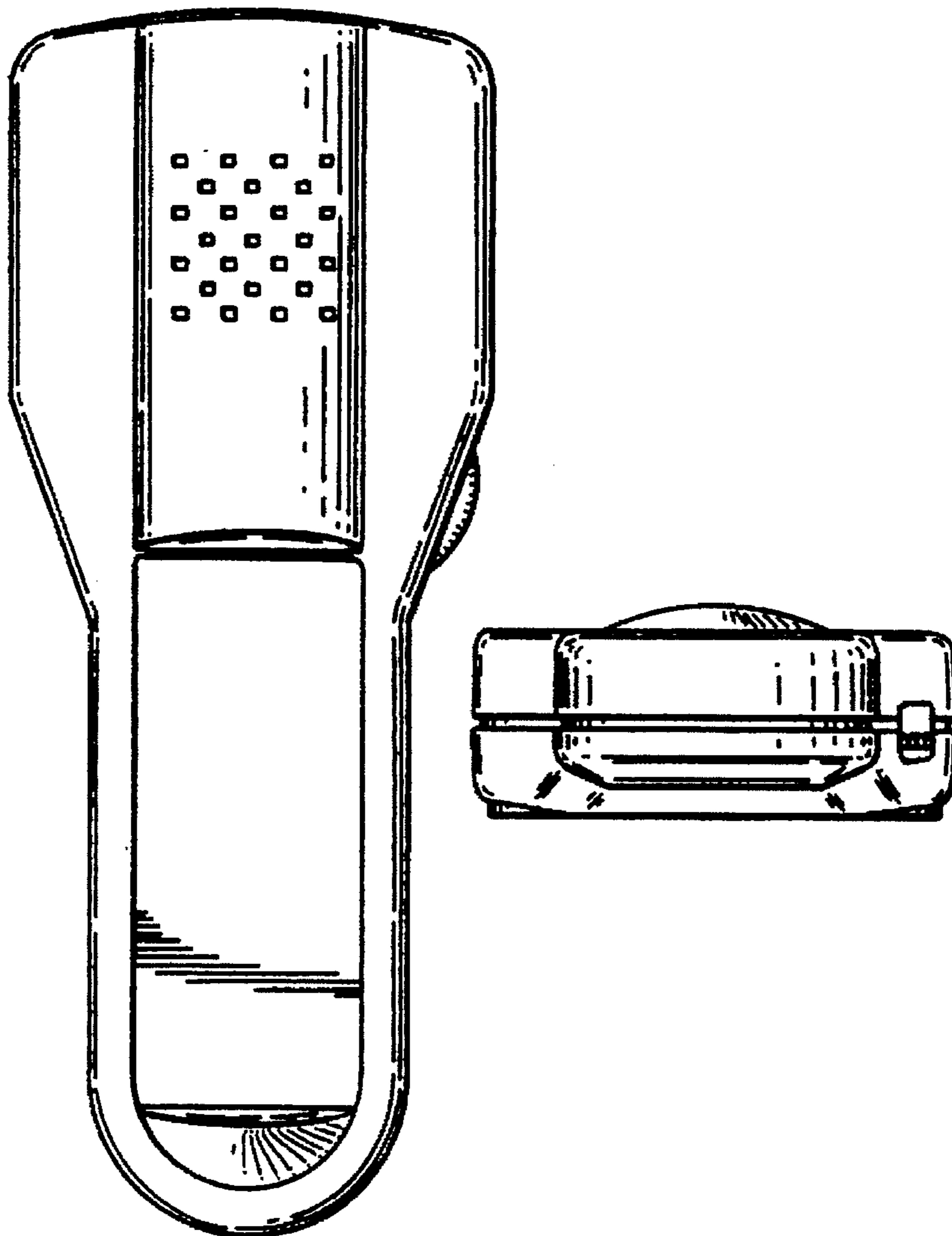
FIG. 3 is a right side elevational view thereof;

FIG. 4 is a left side elevational view thereof;

FIG. 5 is a top plan view thereof; and,

FIG. 6 is a bottom plan view thereof.

1 Claim, 1 Drawing Sheet



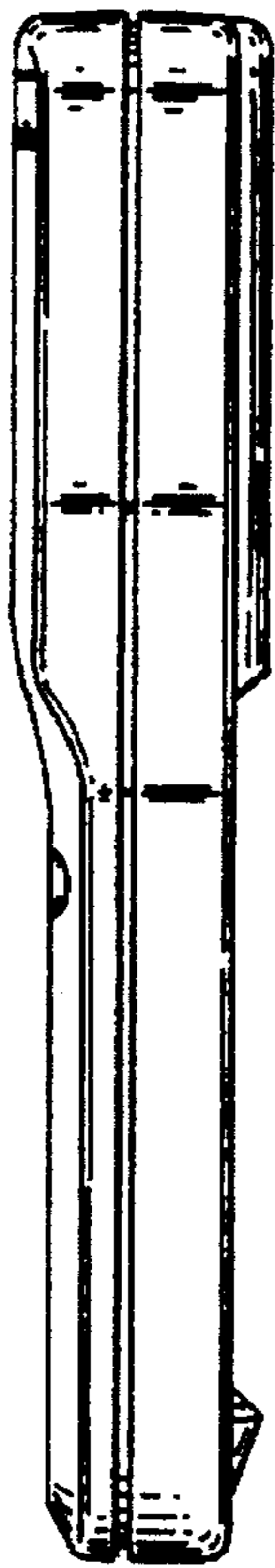


FIG. 4

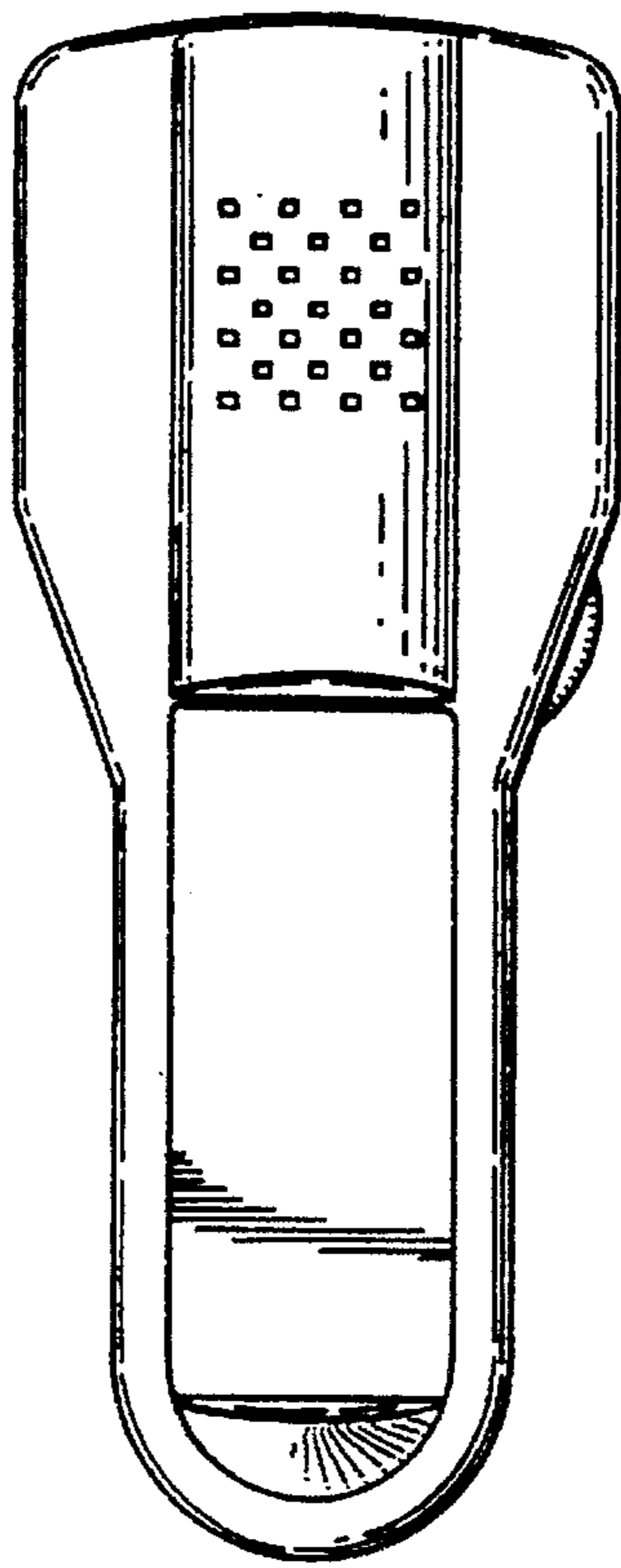


FIG. 1

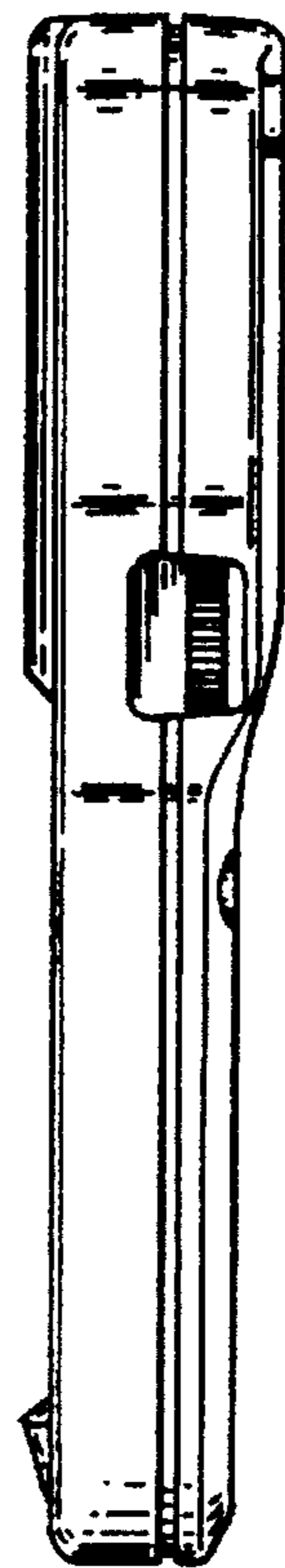


FIG. 3

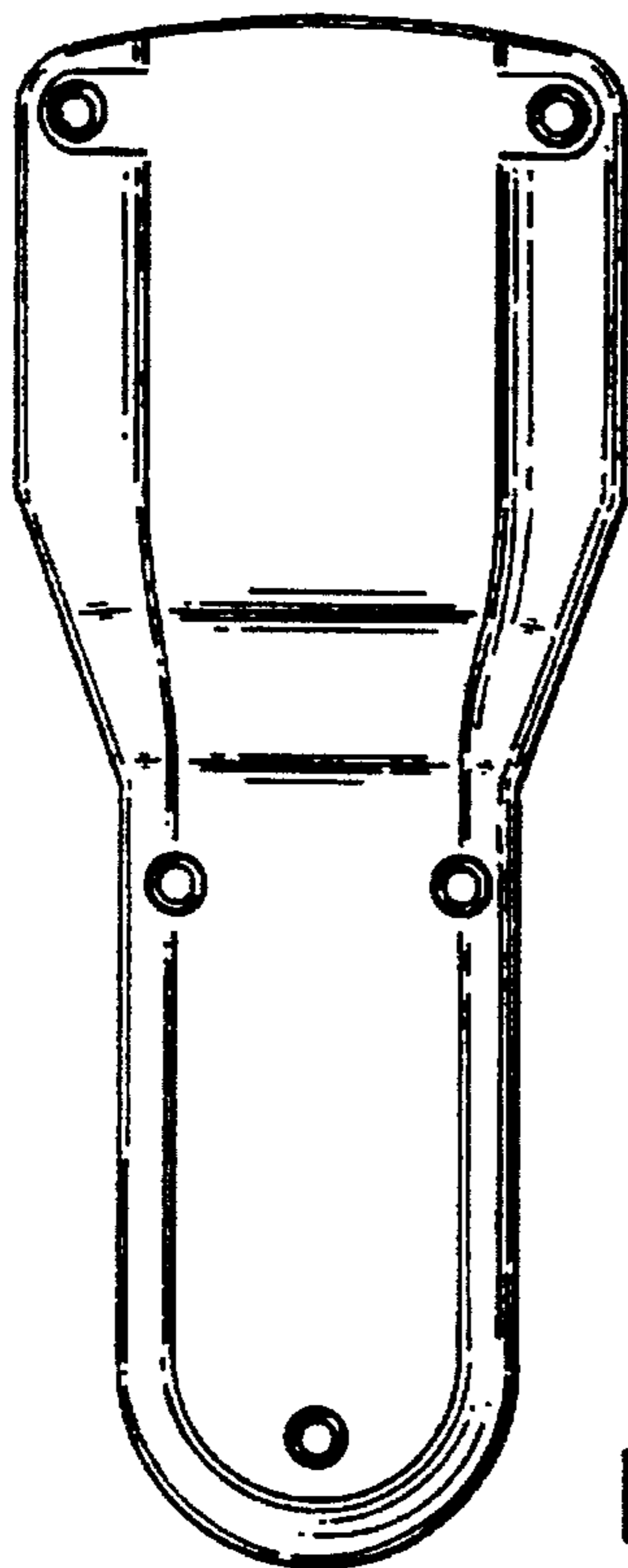


FIG. 2




FIG. 5




FIG. 6