



US00D382268S

# United States Patent [19]

Terk et al.

[11] Patent Number: Des. 382,268

[45] Date of Patent: \*\*Aug. 12, 1997

[54] **PILLOW SPEAKER**

[75] Inventors: **Harold S. Terk**, Stamford, Conn.;  
**Francois Genevé**, Chicago, Ill.

[73] Assignee: **Curbell, Inc.**, Orchard Park, N.Y.

[\*\*] Term: **14 Years**

[21] Appl. No.: **48,889**

[22] Filed: **Jan. 16, 1996**

[51] LOC (6) Cl. .... **14-01**

[52] U.S. Cl. .... **D14/204; D14/214**

[58] Field of Search ..... **D13/168; D14/137, D14/159, 204-214, 221-222; 181/141, 144, 148, 150, 152-153, 155, 157; 381/24, 86-88, 158-159, 182, 186, 188, 205**

[56] **References Cited**

**U.S. PATENT DOCUMENTS**

D. 266,501 10/1982 Stefanik ..... D13/168

D. 306,024 2/1990 Eberbach ..... D14/214  
D. 326,095 5/1992 Terk et al. .  
D. 326,854 6/1992 Terk et al. .  
D. 352,038 11/1994 Kobayashi ..... D14/215

*Primary Examiner*—Sandra L. Morris  
*Assistant Examiner*—Nanda Bondade  
*Attorney, Agent, or Firm*—Hodgson, Russ, Andrews, Woods & Goodyear

[57] **CLAIM**

The ornamental design for a pillow speaker, as shown and described.

**DESCRIPTION**

FIG. 1 is a front elevational view of a pillow speaker showing our new design;

FIG. 2 is a rear elevational view thereof;

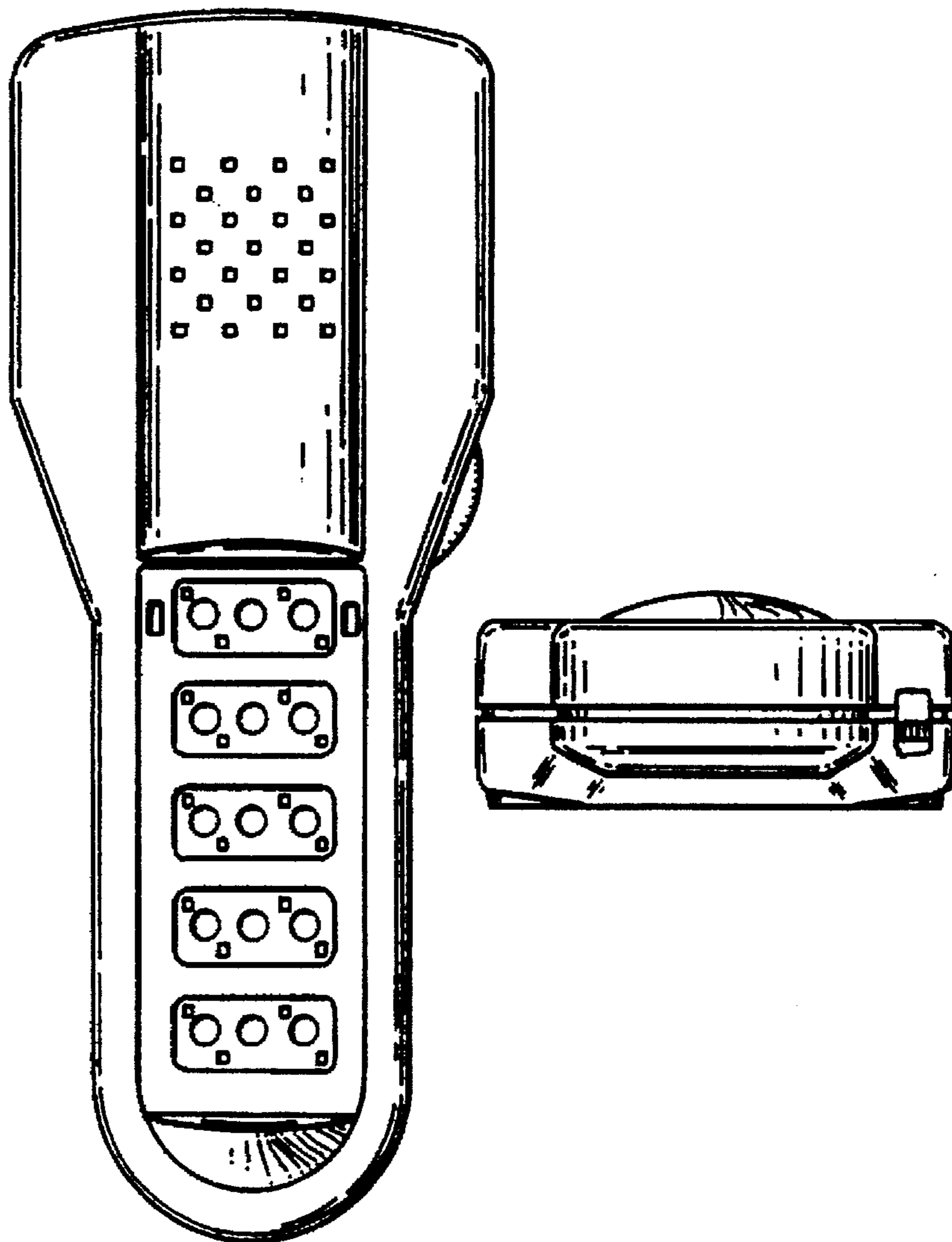
FIG. 3 is a right side elevational view thereof;

FIG. 4 is a left side elevational view thereof;

FIG. 5 is a top plan view thereof; and,

FIG. 6 is a bottom plan view thereof.

**1 Claim, 1 Drawing Sheet**



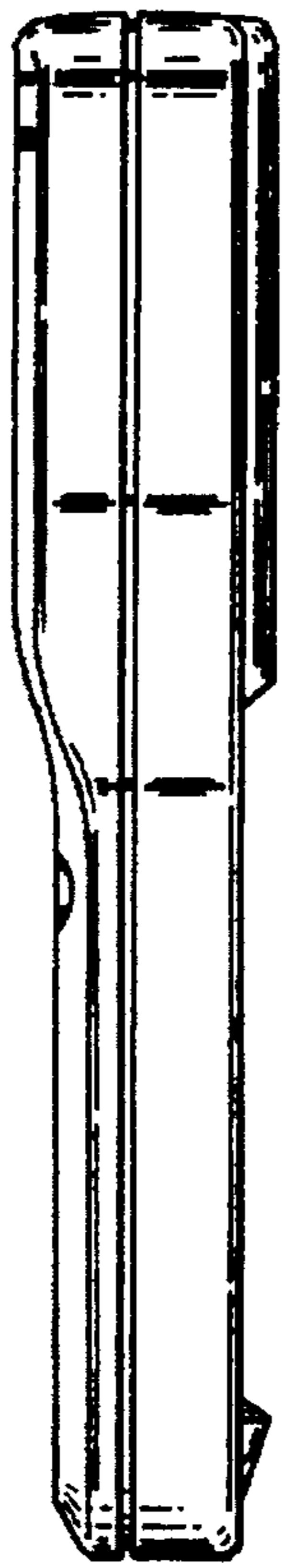


FIG. 4

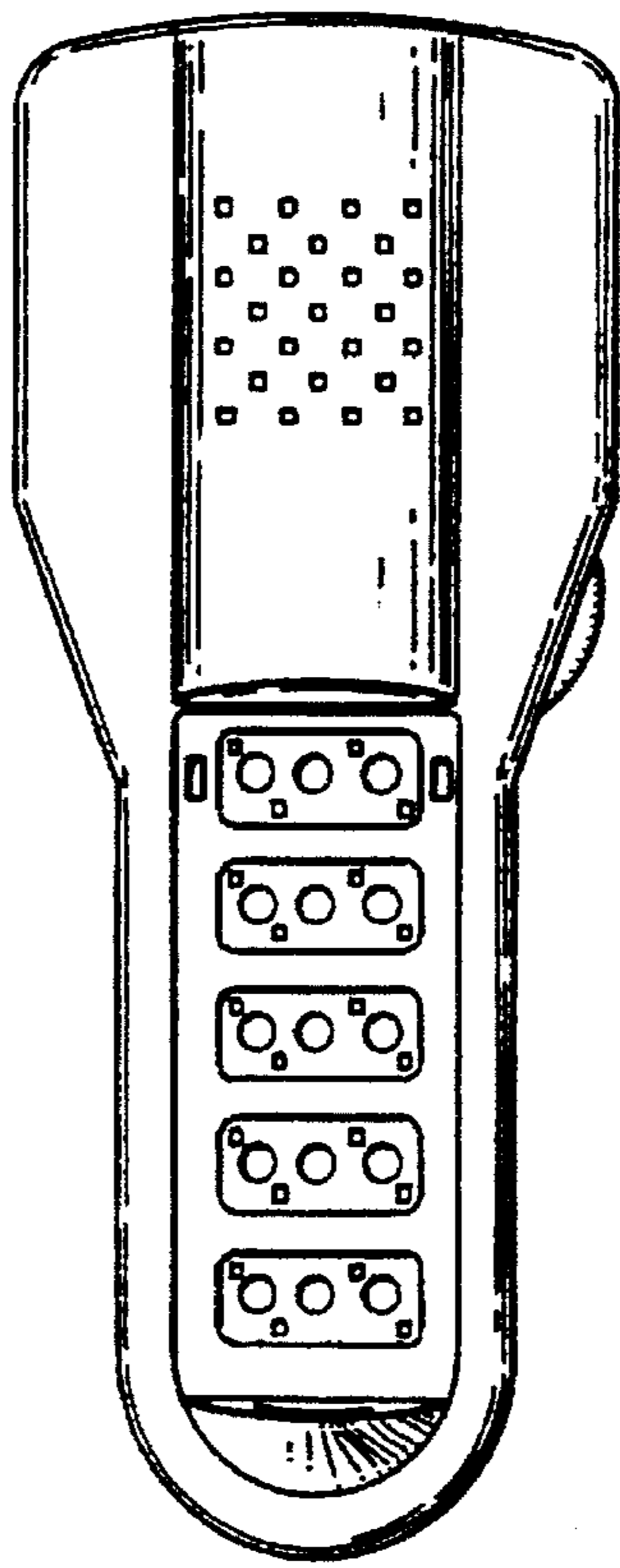


FIG. 1

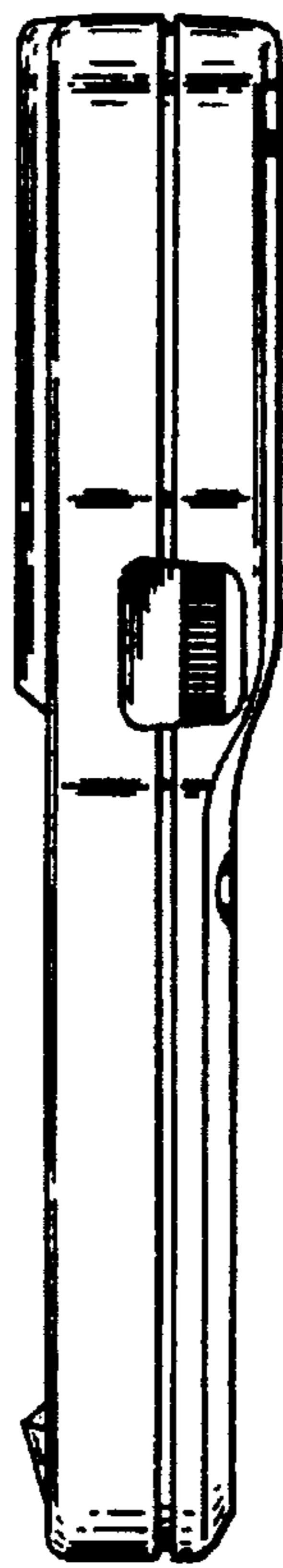


FIG. 3

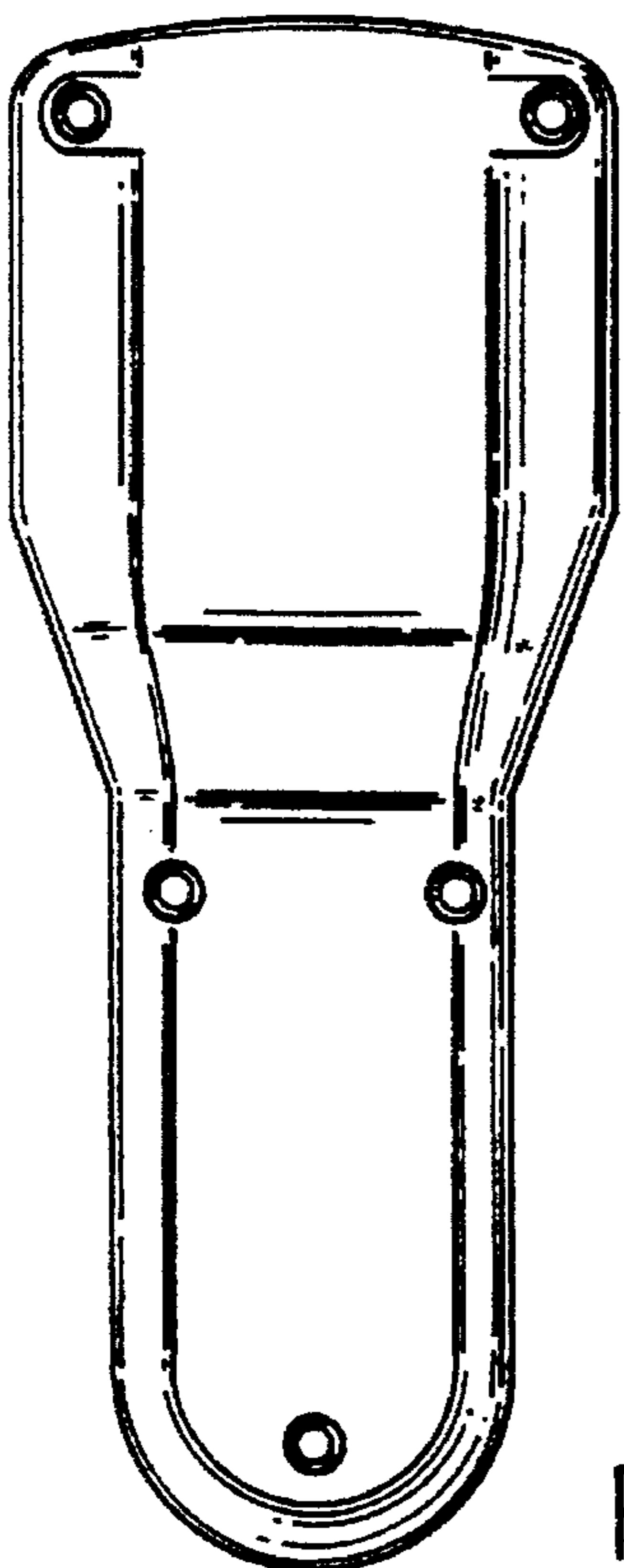


FIG. 2



FIG. 5




FIG. 6