



US00D382266S

United States Patent [19]
Wakefield

[11] **Patent Number: Des. 382,266**

[45] **Date of Patent: **Aug. 12, 1997**

[54] **SPEAKERPHONE**

[75] **Inventor: Scott H. Wakefield, Andover, Mass.**

[73] **Assignee: Polycom, Inc., San Jose, Calif.**

[**] **Term: 14 Years**

[21] **Appl. No.: 56,362**

[22] **Filed: Jun. 27, 1996**

[51] **LOC (6) Cl. 14-03**

[52] **U.S. Cl. D14/150**

[58] **Field of Search** D14/140, 142,
D14/149-151, 240, 141, 155, 159, 243,
211, 216, 213; D21/13, 48; D10/116, 118;
379/202, 419, 420, 428, 440, 434-436;
D13/164, 184

[56] **References Cited**

U.S. PATENT DOCUMENTS

D. 292,283	10/1987	Matsuda et al.	D14/240
D. 300,322	3/1989	Lam	D14/189
D. 308,701	6/1990	Kojima	D21/13
D. 325,582	4/1992	Emmons et al.	D14/218
D. 325,734	4/1992	Miyai	D14/189
D. 331,060	11/1992	Emmons et al.	D14/218
D. 342,732	12/1993	Hinman et al.	D14/150
D. 355,416	2/1995	McCay et al.	D14/243 X
D. 368,721	4/1996	Howell et al.	D14/218 X

OTHER PUBLICATIONS

Hello Direct, Summer 1993, p. 37, Voicepoint Speakerphone.

Primary Examiner—Jeffrey Asch
Attorney, Agent, or Firm—Carr, DeFilippo & Ferrell, L.L.P.

[57] **CLAIM**

The ornamental design for a speakerphone, as shown and described.

DESCRIPTION

FIG. 1 is a perspective view showing the top, front and left side of a speakerphone according to a new design;

FIG. 2 is a top view of the speakerphone shown in FIG. 1;

FIG. 3 is a front view of the speakerphone shown in FIG. 1;

FIG. 4 is a rear view of the speakerphone shown in FIG. 1;

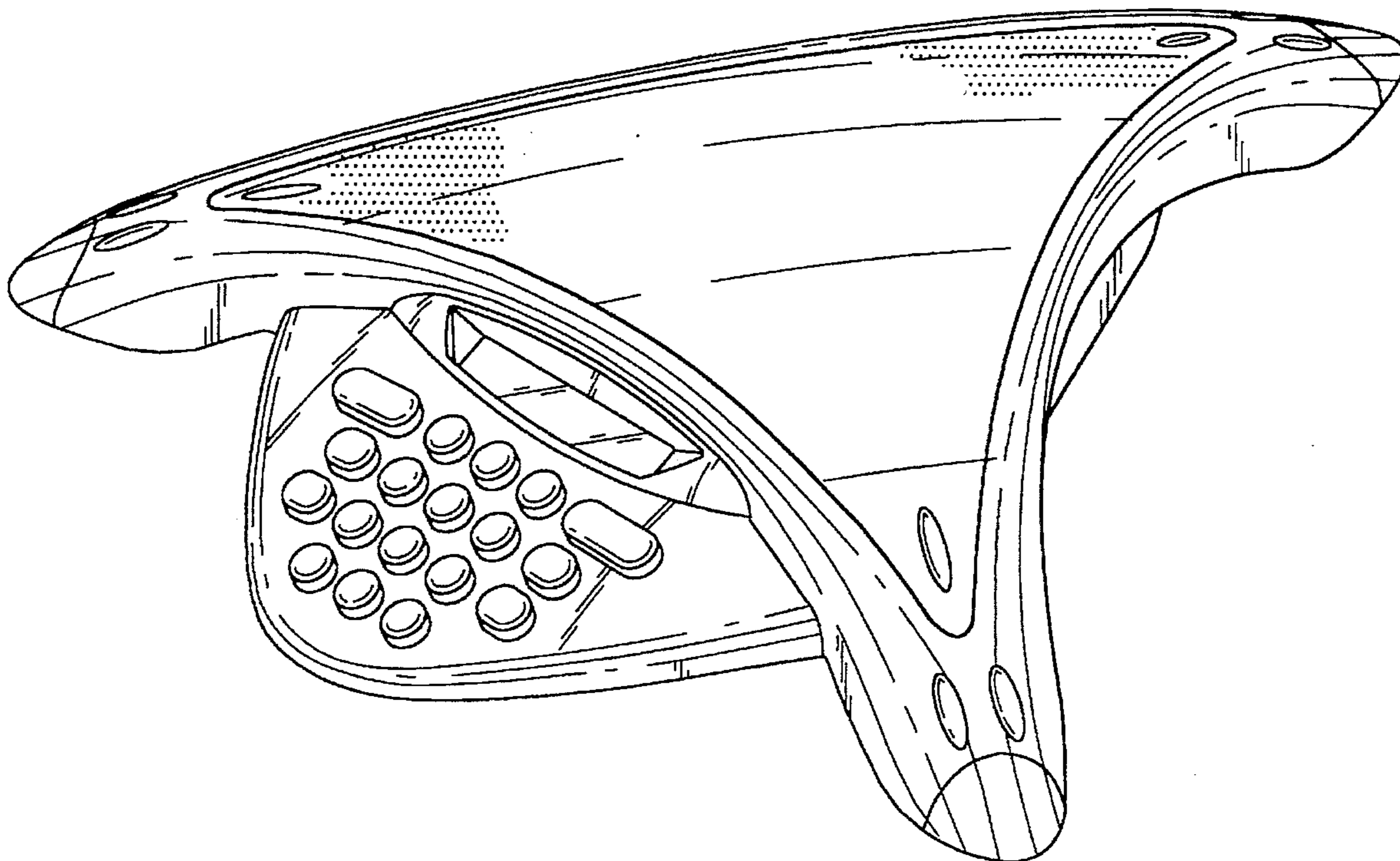
FIG. 5 is left side view of the speakerphone shown in FIG. 1;

FIG. 6 is a right side view of the speakerphone shown in FIG. 1; and,

FIG. 7 is a bottom view of the speakerphone shown in FIG. 1.

The grid of apertures schematically depicted in FIGS. 1, 2, 4, 5 and 6 is continuous throughout only the surface shown to contain the apertures.

1 Claim, 5 Drawing Sheets



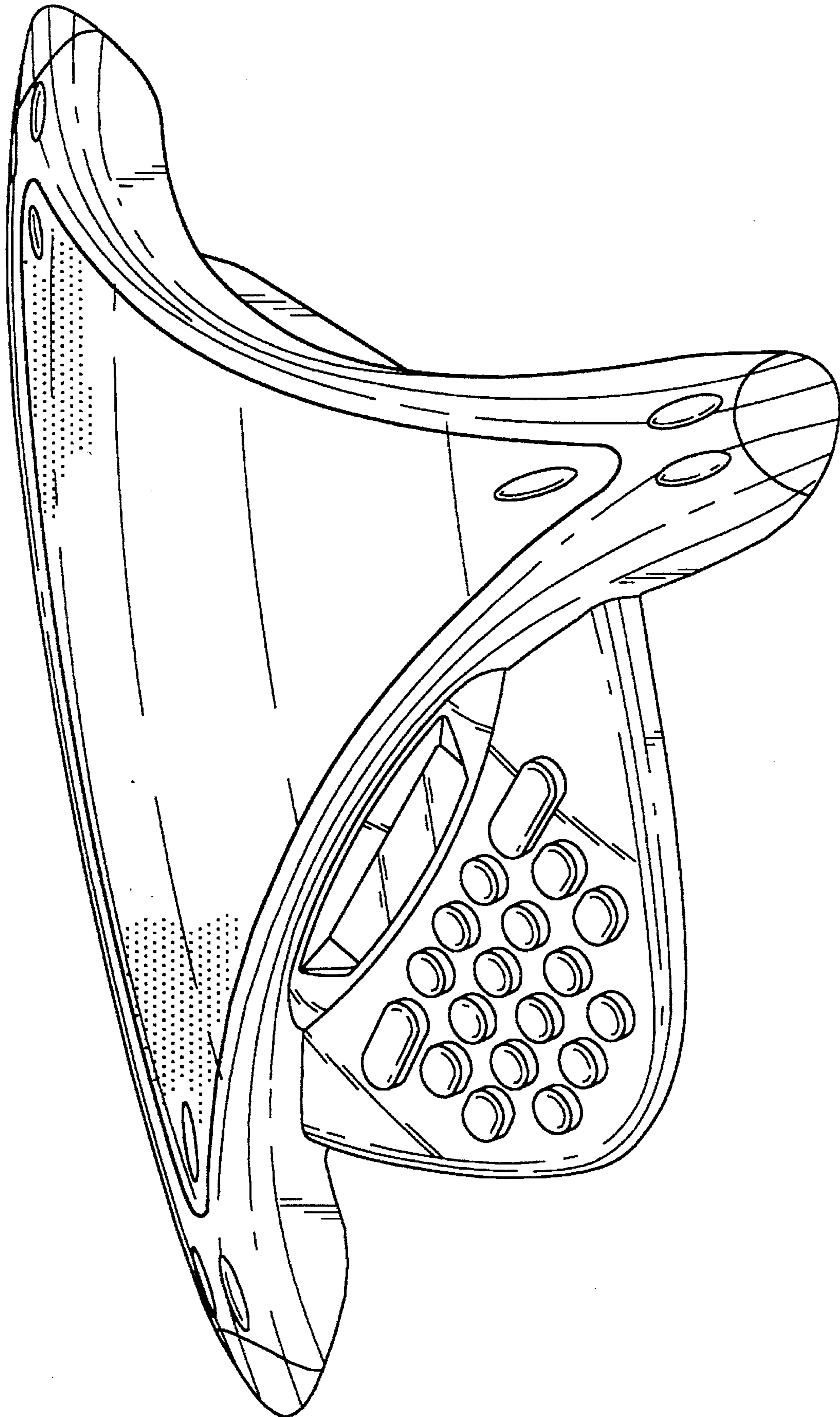


FIG. 1

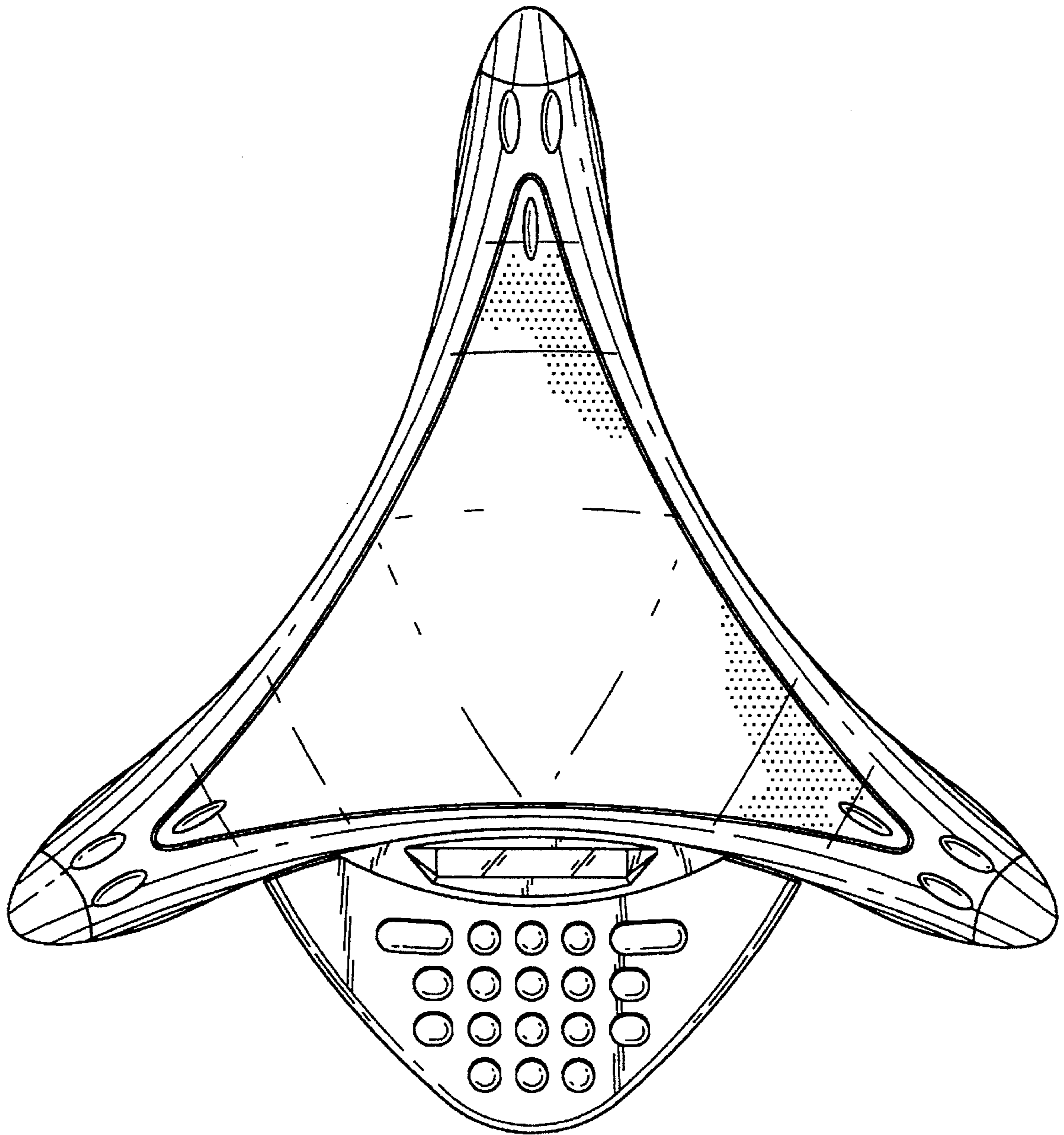


FIG. 2

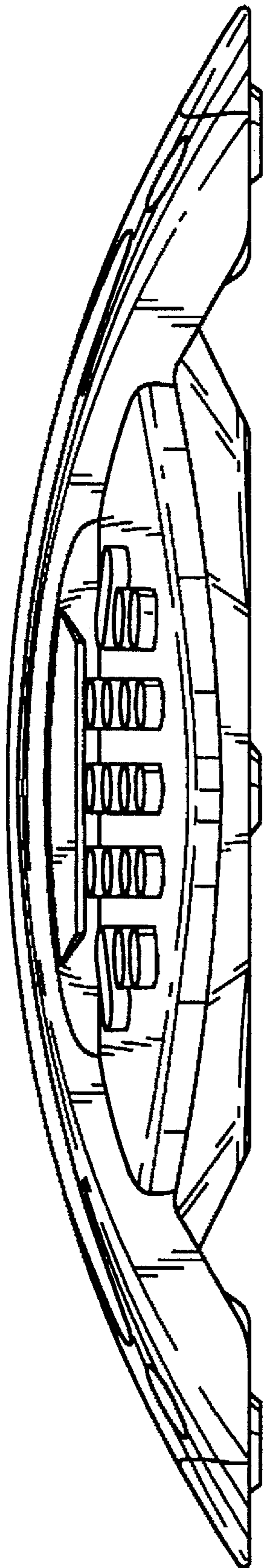


FIG. 3

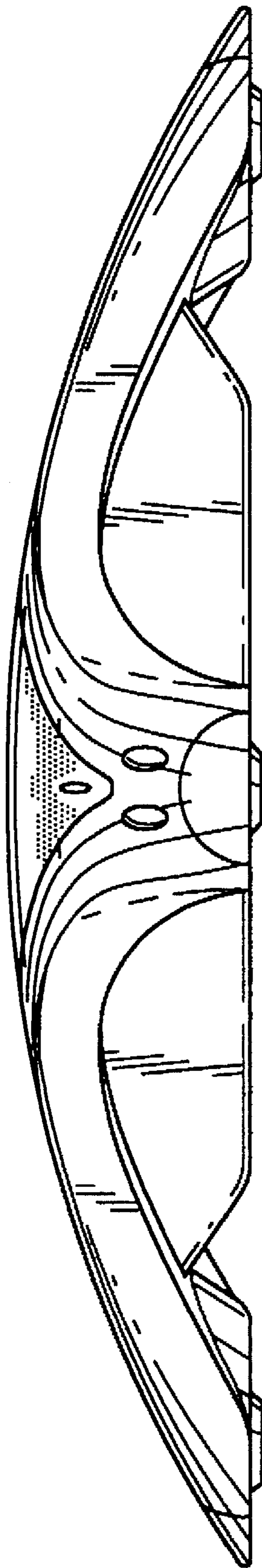


FIG. 4

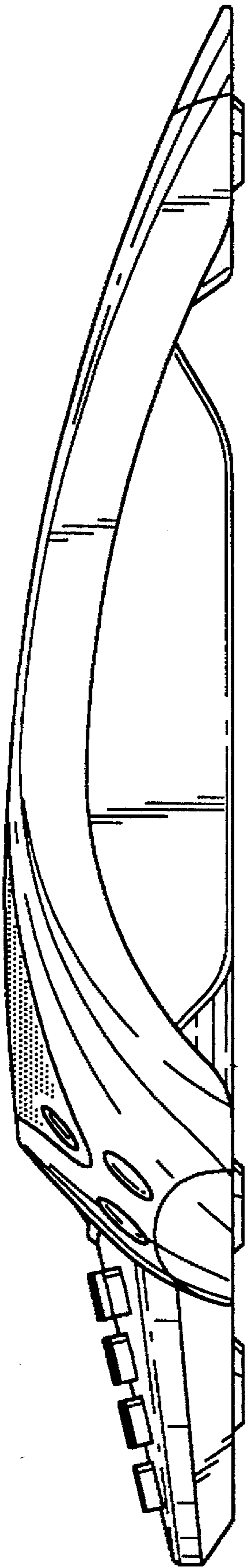


FIG. 5

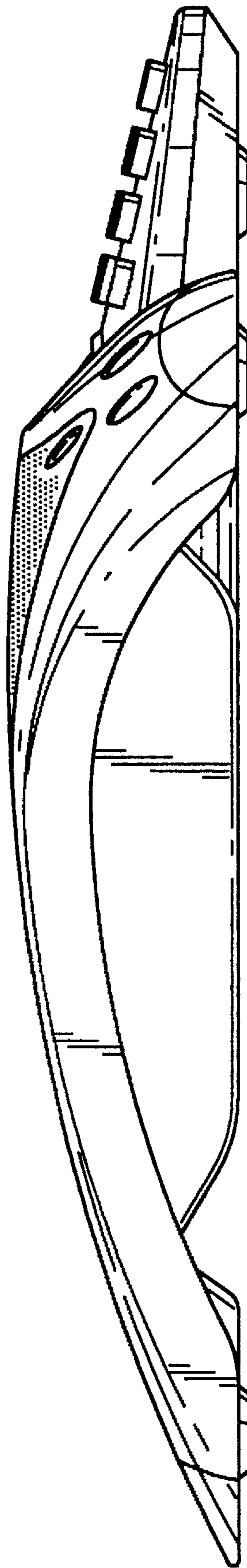


FIG. 6

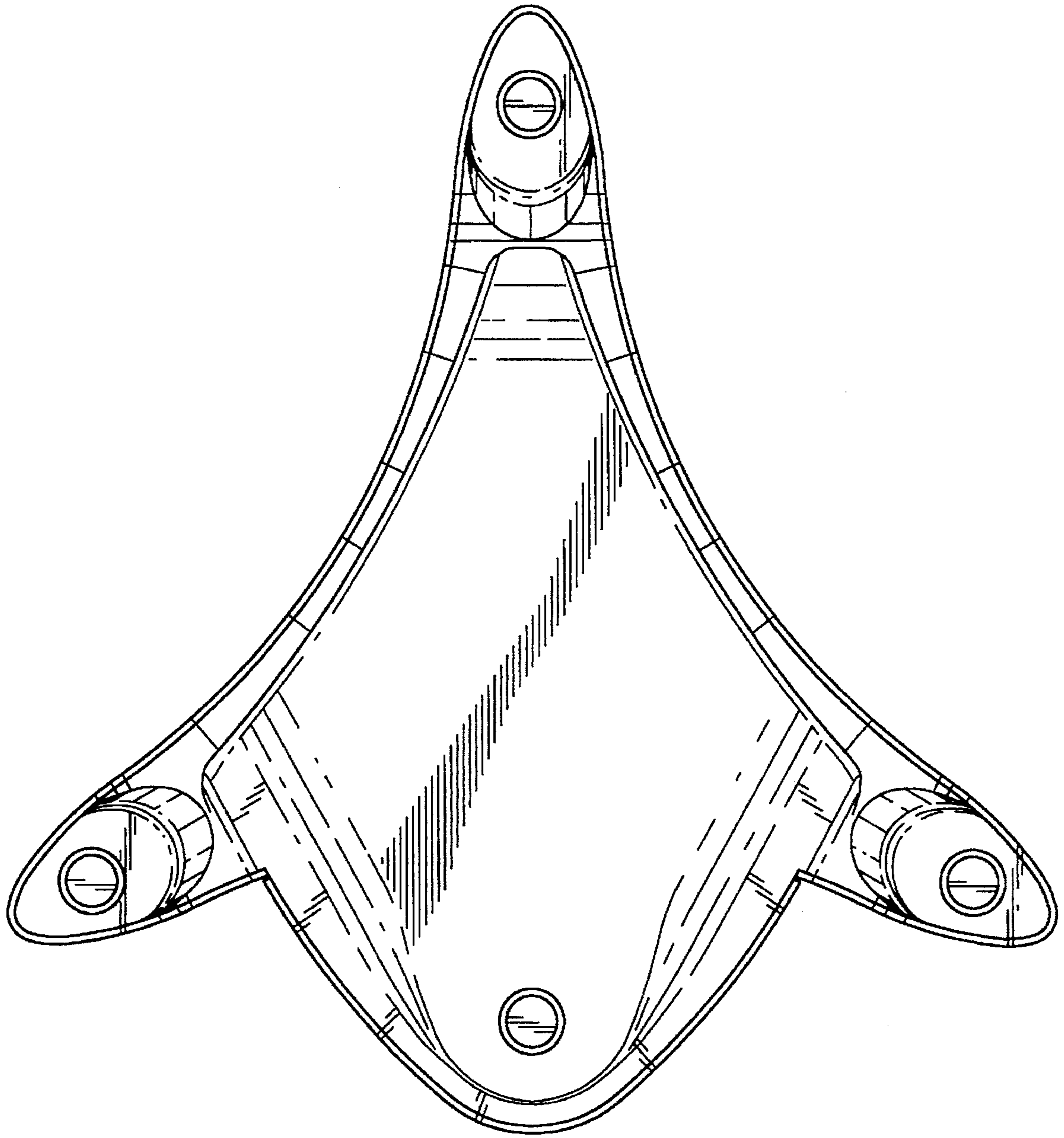


FIG. 7