



US00D382262S

United States Patent [19] Tien

[11] Patent Number: Des. 382,262

[45] Date of Patent: **Aug. 12, 1997

[54] SET OF KEYS FOR A KEYPAD

[76] Inventor: **Hsin Chen Tien**, 820 N. Capitol Ave.,
Lansing, Mich. 48906

[**] Term: 14 Years

[21] Appl. No.: 46,643

[22] Filed: Oct. 19, 1995

[51] LOC (6) Cl. 14-02

[52] U.S. Cl. D14/115; D14/114

[58] Field of Search D14/100, 101,
D14/106, 115; D18/1, 2, 7; 200/5 A, 5 R,
6 A, 6 R; 235/145 A, 145 R; 341/22, 23;
345/168; 364/708.1; 400/472, 484-486,
109, 110; 434/128

[56] References Cited

U.S. PATENT DOCUMENTS

- | | | | |
|------------|---------|-----------------------|-----------|
| D. 302,270 | 7/1989 | Liljenquist | D14/115 |
| D. 359,480 | 6/1995 | Levine | D14/115 |
| 4,180,337 | 12/1979 | Otey, III et al. | 400/486 |
| 4,375,922 | 3/1983 | Maegawa et al. | 400/472 X |

FOREIGN PATENT DOCUMENTS

0053374 3/1982 Japan 400/484

OTHER PUBLICATIONS

IBM Technical Disclosure Bulletin vol. 29 No. 12 May 1987
pp. 5383-5384.

Primary Examiner—Freda Nunn
Attorney, Agent, or Firm—Charles W. Chandler

[57] CLAIM

The ornamental design for a set of keys for a keypad, as shown and described.

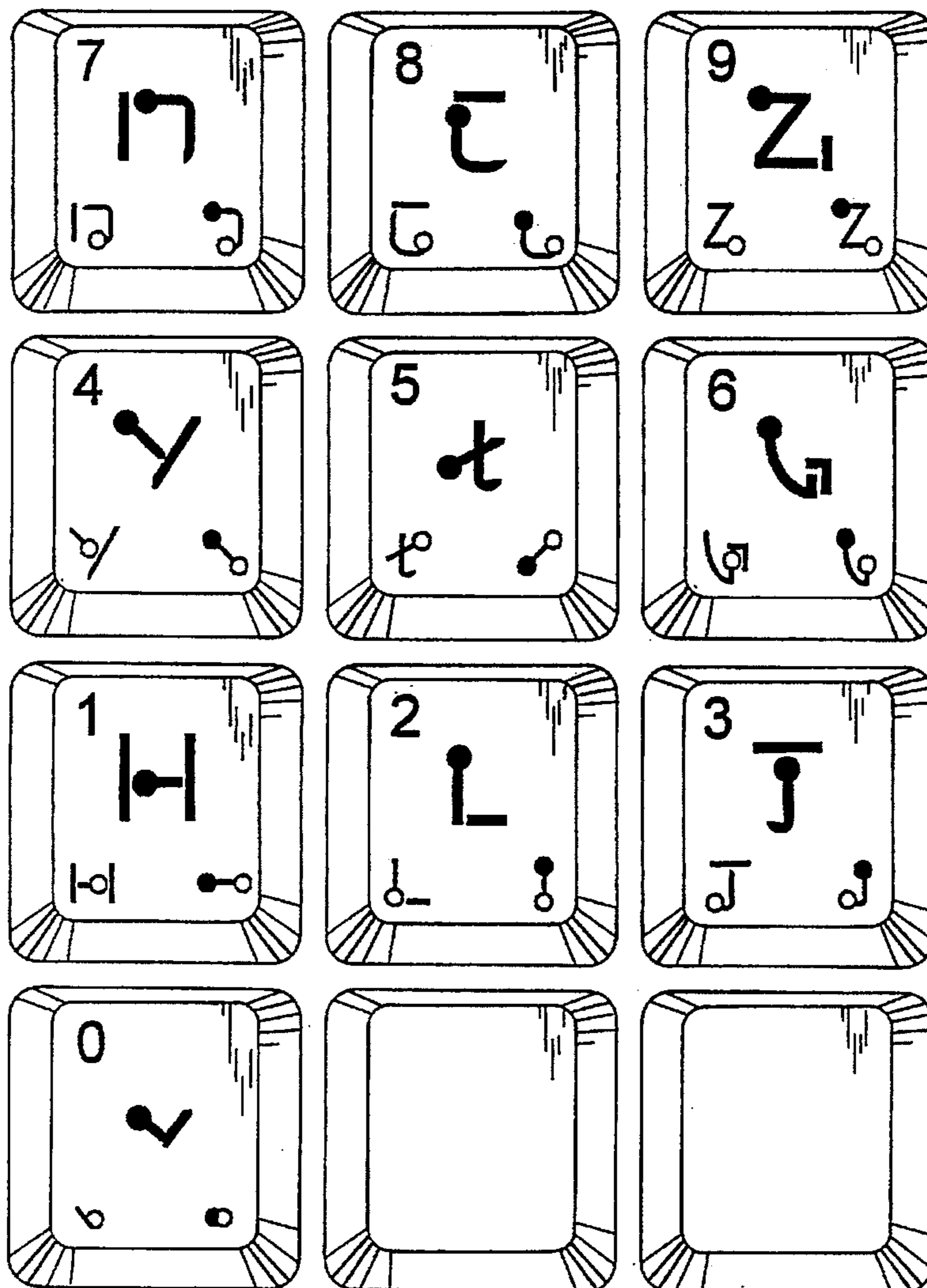
DESCRIPTION

FIG. 1 is a top plan view of a set of keys for a keypad showing my new design wherein numerical keys are disclosed; and,

FIG. 2 is a top plan view of a second embodiment thereof wherein the only difference is in the inclusion of alphabetical keys.

The undisclosed portions of the keys are identical to the contours shown in the figures.

1 Claim, 2 Drawing Sheets



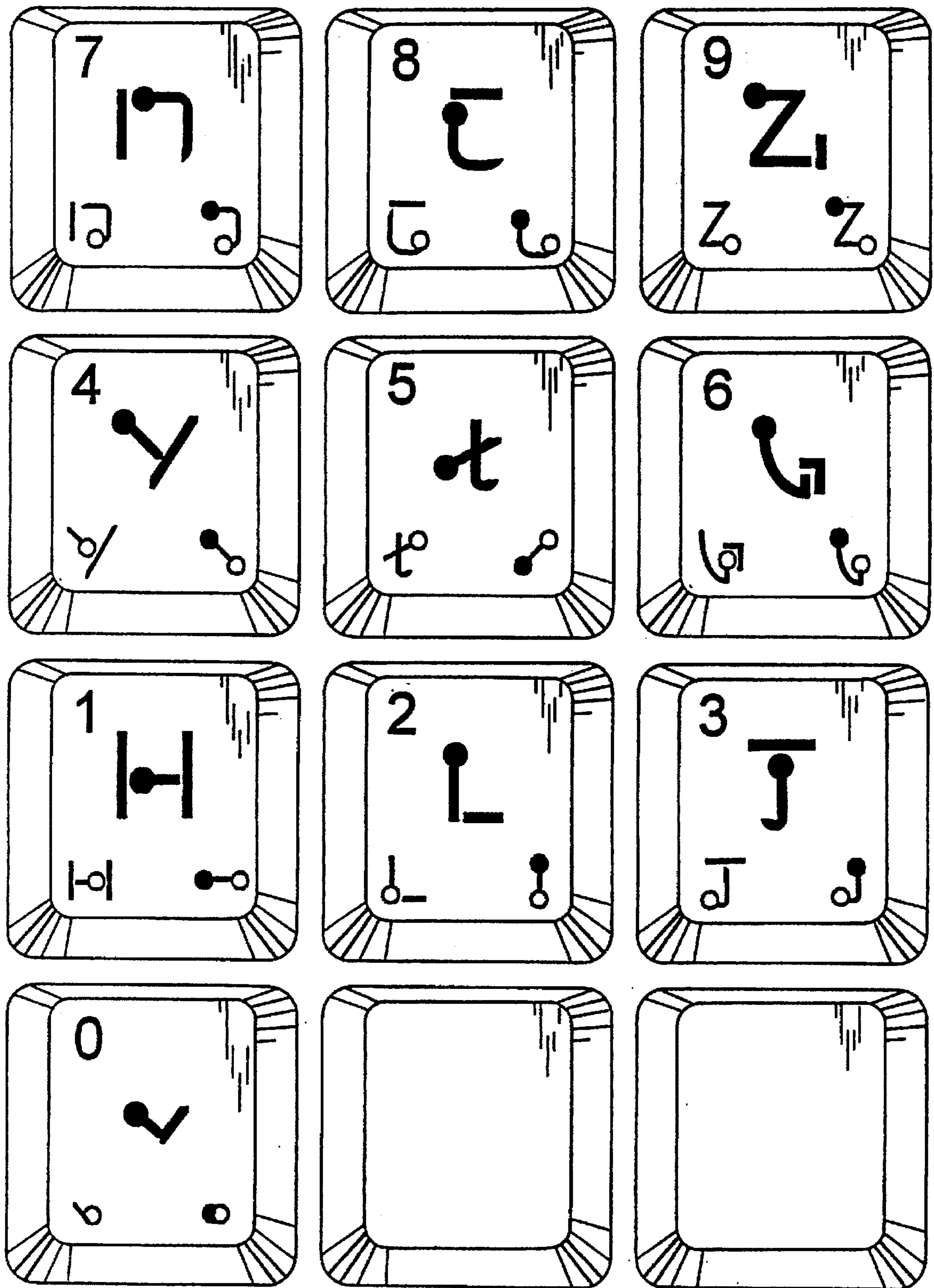


FIG. 1

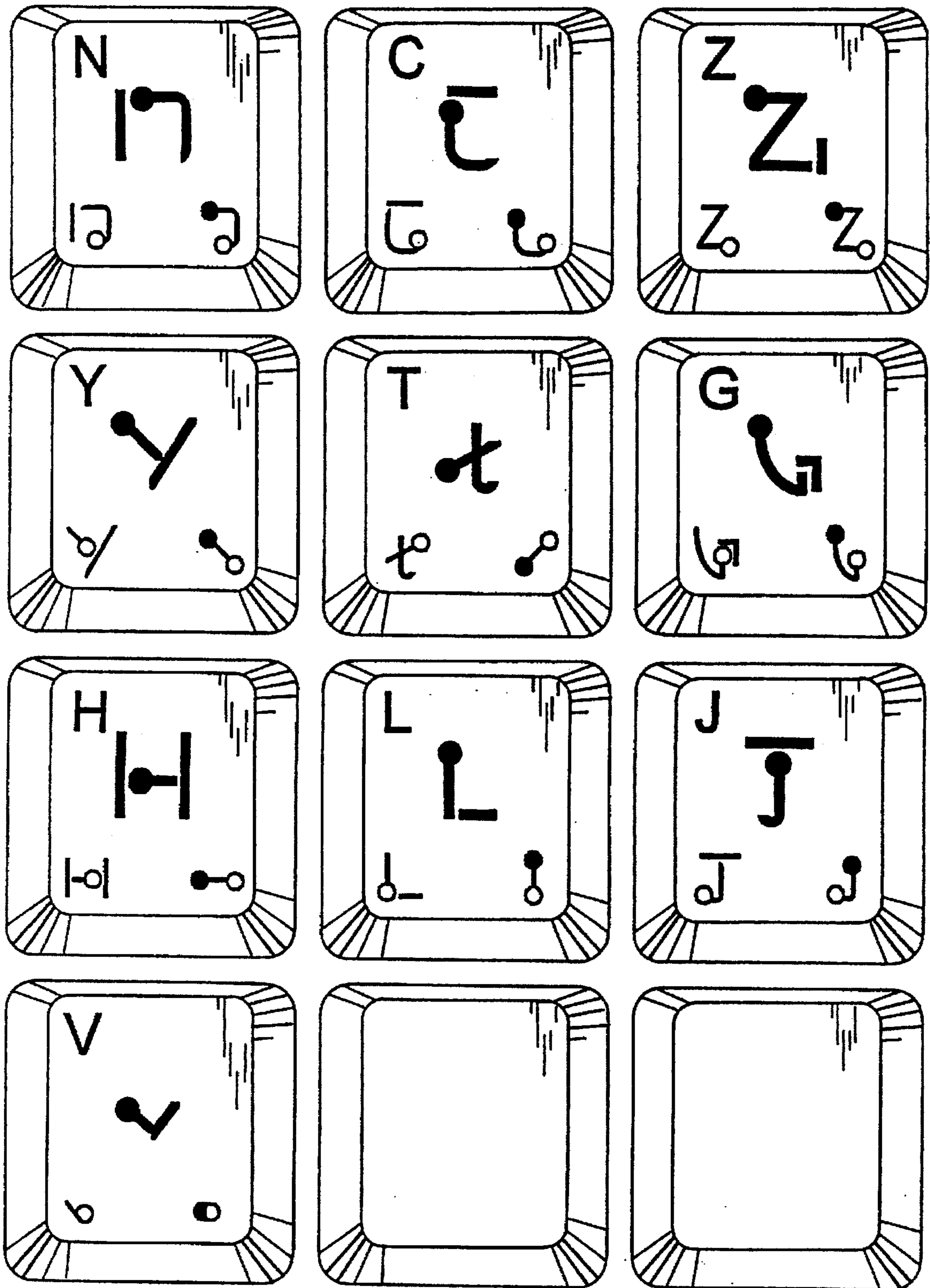


FIG. 2