



US00D382238S

United States Patent [19]

[11] Patent Number: Des. 382,238

Fink

[45] Date of Patent: **Aug. 12, 1997

[54] **ROOFTOP SPOILER**

[76] Inventor: **Kenneth M. Fink**, 425 W. 9th St., Kaukauna, Wis. 54130

[**] Term: **14 Years**

[21] Appl. No.: **44,187**

[22] Filed: **Sep. 20, 1995**

[51] LOC (6) Cl. **12-16**

[52] U.S. Cl. **D12/181**

[58] Field of Search D12/181, 190, D12/191; 180/903; 296/91, 95.1, 180.1, 180.2, 180.3, 180.4, 180.5

[56] **References Cited**

U.S. PATENT DOCUMENTS

D. 239,705	4/1976	Lund	D12/191
D. 254,907	5/1980	Envall et al.	D12/181
D. 273,672	5/1984	Lund	D12/191
D. 278,046	3/1985	Kerschbaum	D12/181
D. 286,143	10/1986	Lund	D12/181
D. 288,309	2/1987	Lund	D12/191
D. 288,310	2/1987	Lund	D12/191
D. 291,295	8/1987	Lund	D12/191
D. 303,948	10/1989	Bonstead et al.	D12/191
D. 305,017	12/1989	Lund	D12/181
D. 308,041	5/1990	Lund	D12/181
D. 312,238	11/1990	Lund	D12/191
D. 316,391	4/1991	Lund	D12/181
D. 319,209	8/1991	Miller et al.	D12/191
D. 328,274	7/1992	Lund	D12/181
D. 329,630	9/1992	Lund et al.	D12/181
D. 330,003	10/1992	Lund	D12/191
D. 330,534	10/1992	Fink	D12/191
4,966,404	10/1990	Lund	D12/95.1
5,018,779	5/1991	Lund	296/180.1

5,108,142	4/1992	Lund	296/95.1
5,112,095	5/1992	Lund et al.	296/91
5,130,906	7/1992	Lund	362/80.1

Primary Examiner—A. Hugo Word
Assistant Examiner—Lavone Tabor
Attorney, Agent, or Firm—Andrus, Scales, Starke & Sawall

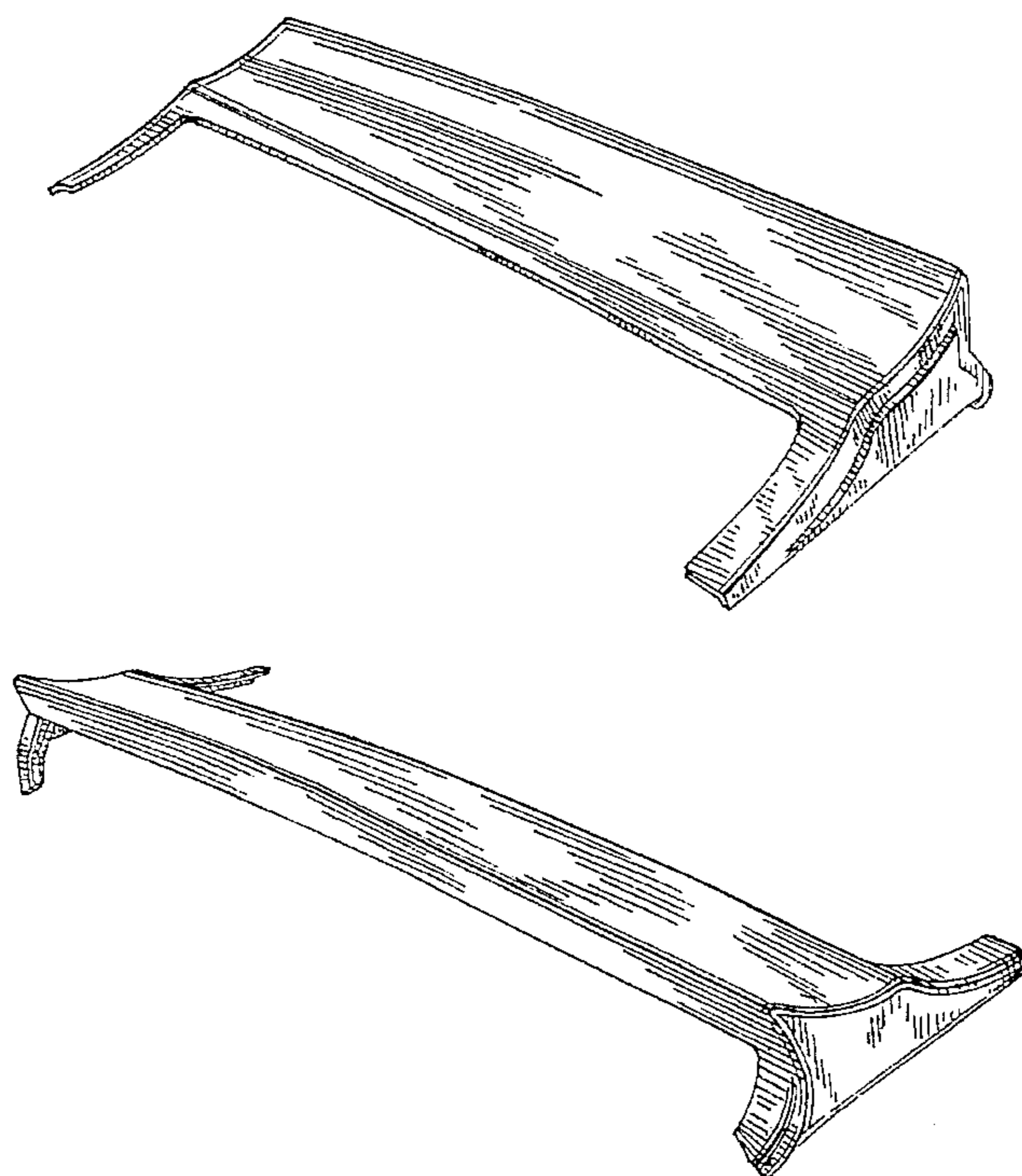
[57] **CLAIM**

The ornamental design for a rooftop spoiler, as shown and described.

DESCRIPTION

FIG. 1 is a front perspective view of a rooftop spoiler incorporating my new design;
FIG. 2 is a rear perspective view thereof;
FIG. 3 is an enlarged rear elevation view thereof;
FIG. 4 is an enlarged front elevation view thereof;
FIG. 5 is an enlarged side elevation view thereof;
FIG. 6 is an enlarged top plan view thereof;
FIG. 7 is an enlarged bottom plan view thereof;
FIG. 8 is a rear perspective view of a second embodiment of the rooftop spoiler that is shown in FIGS. 1-7, with the only difference residing in the smooth appearance of the sides;
FIG. 9 is an enlarged side elevation view of FIG. 8, the opposite side being a mirror image;
FIG. 10 is a rear elevation view of a third embodiment of the rooftop spoiler that is shown in FIGS. 1-9, with the sides being identical to the sides of the second embodiment; and,
FIG. 11 is a front elevation view of FIG. 10, with the top and bottom views, except for the differences in the appearance and contour of the front and sides that are shown in FIGS. 9-11, being the same in appearance as the top and bottom that is shown in FIGS. 7 and 8.

1 Claim, 4 Drawing Sheets



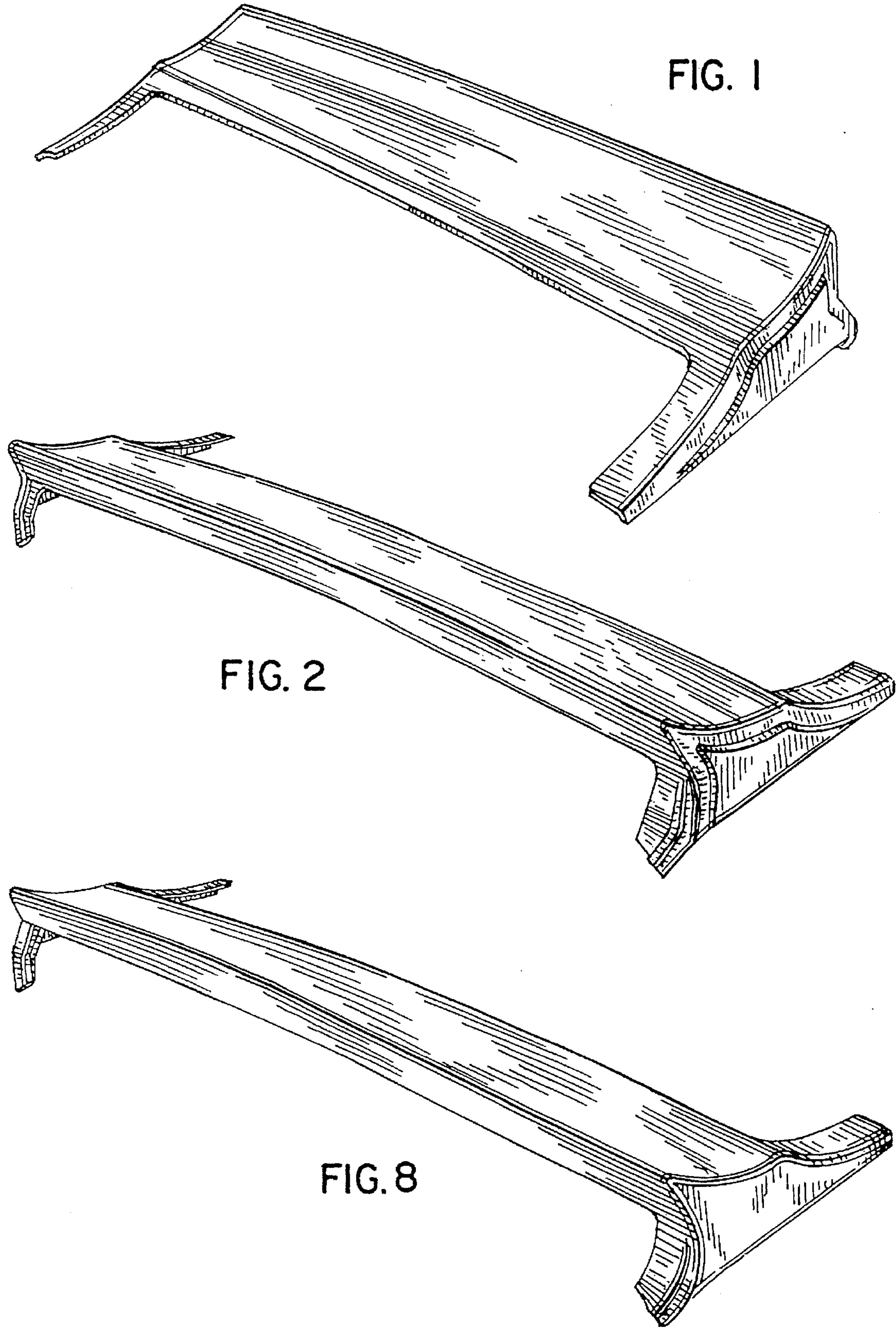


FIG. 1

FIG. 2

FIG. 8

FIG. 3




FIG. 4

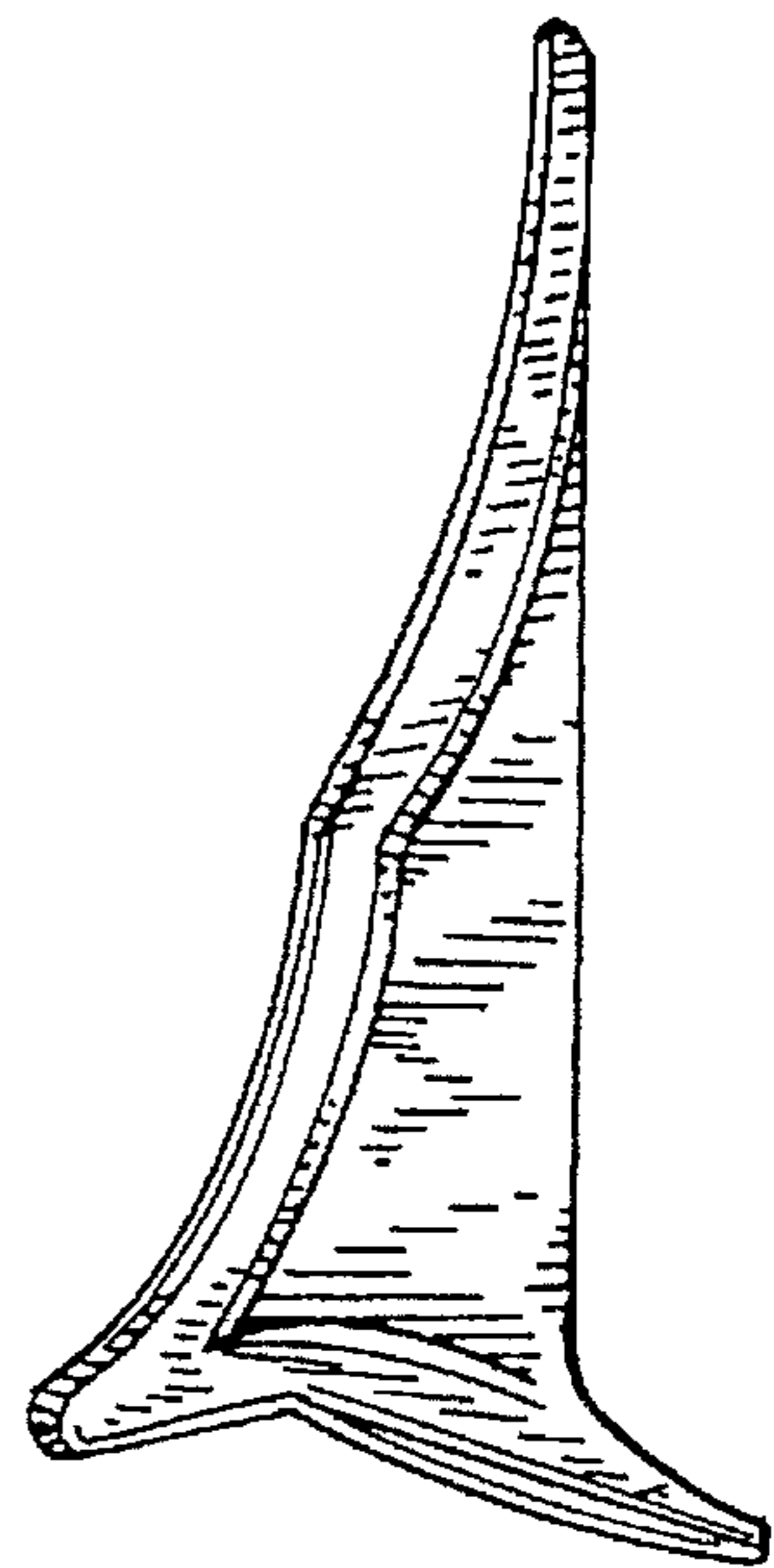



FIG. 5

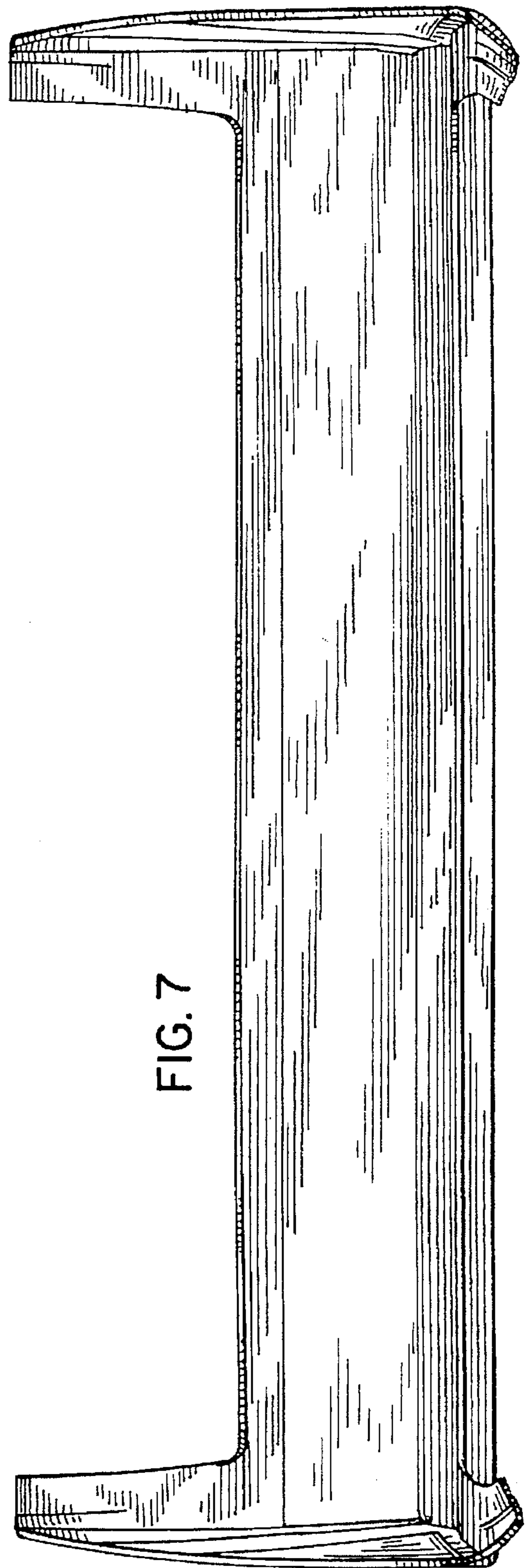



FIG. 10



FIG. 11

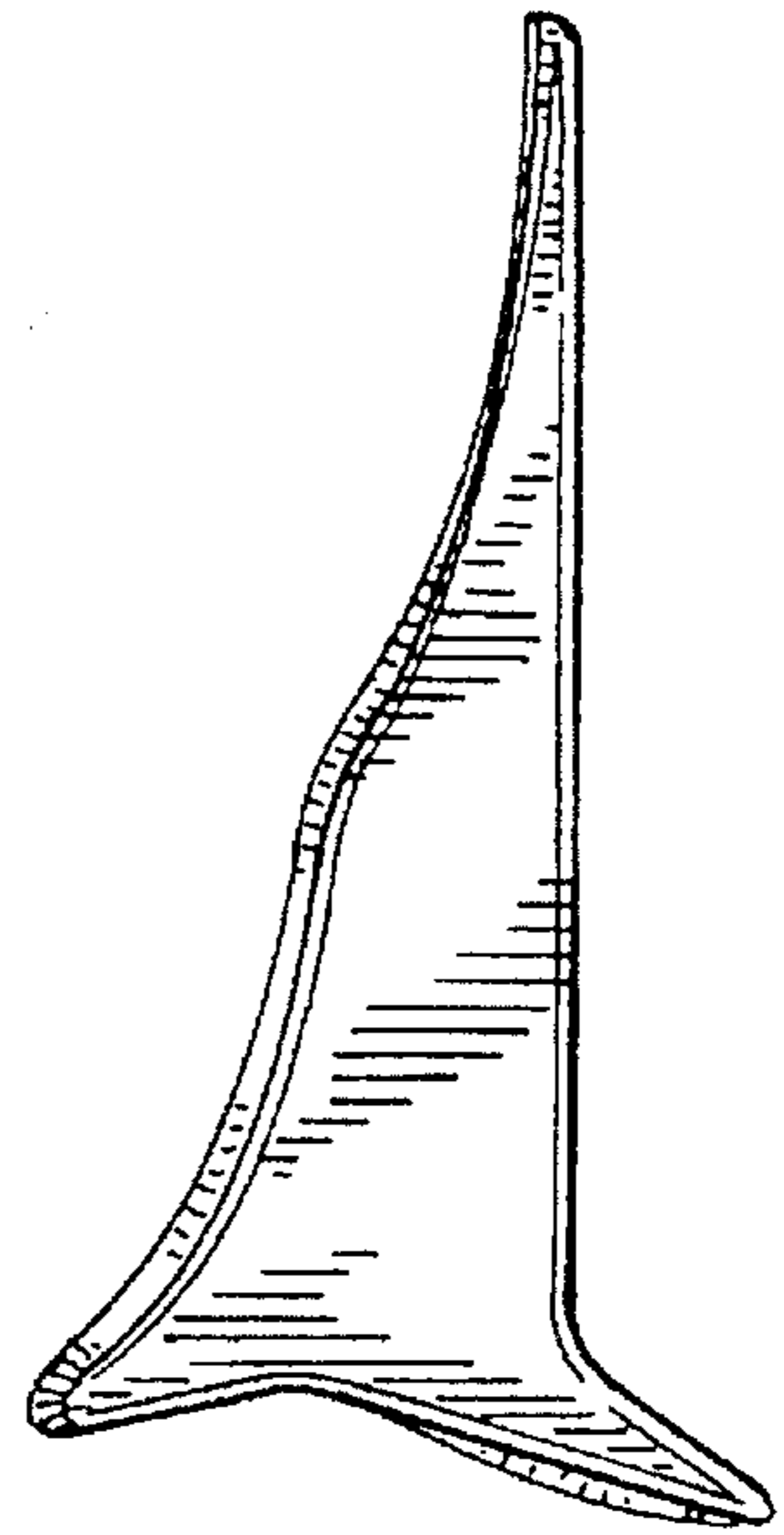



FIG. 9