



US00D382236S

United States Patent [19]

Kakegawa et al.

[11] Patent Number: Des. 382,236

[45] Date of Patent: **Aug. 12, 1997

[54] TIRE TREAD

D. 367,449 2/1996 Chin et al. D12/147

[75] Inventors: **Hiroki Kakegawa**, Kodaira, Japan;
James G. Guspodin, Akron; **Francis J. Bryne**, Olmstead, both of Ohio

OTHER PUBLICATIONS

Marshall Power Guard AT 822 tire, 1995 Tread Design Guide, p. 103, third row, second from left Jan. 1995.

[73] Assignee: **Bridgestone/Firestone, Inc.**, Akron, Ohio

Primary Examiner—James Gandy
Assistant Examiner—Robert M. Spear
Attorney, Agent, or Firm—Carmen S. Santa Maria

[**] Term: 14 Years

[57] CLAIM

[21] Appl. No.: 54,558

The ornamental design for a tire tread, as shown and described.

[22] Filed: May 16, 1996

DESCRIPTION

[51] LOC (6) Cl. 12-15

[52] U.S. Cl. D12/147

[58] Field of Search D12/141-143,
D12/146-148; 152/209 R, 209 D

FIG. 1 is a right side perspective view of a tire tread showing our new design, it being understood that the tread pattern is repeated throughout the circumference of the tire tread, the opposite side being substantially the same as that shown; FIG. 2 is a front elevational view thereof; FIG. 3 is a right side elevational view of the right side thereof, the opposite side being a mirror image thereof; and, FIG. 4 is an enlarged fragmentary front elevational view thereof.

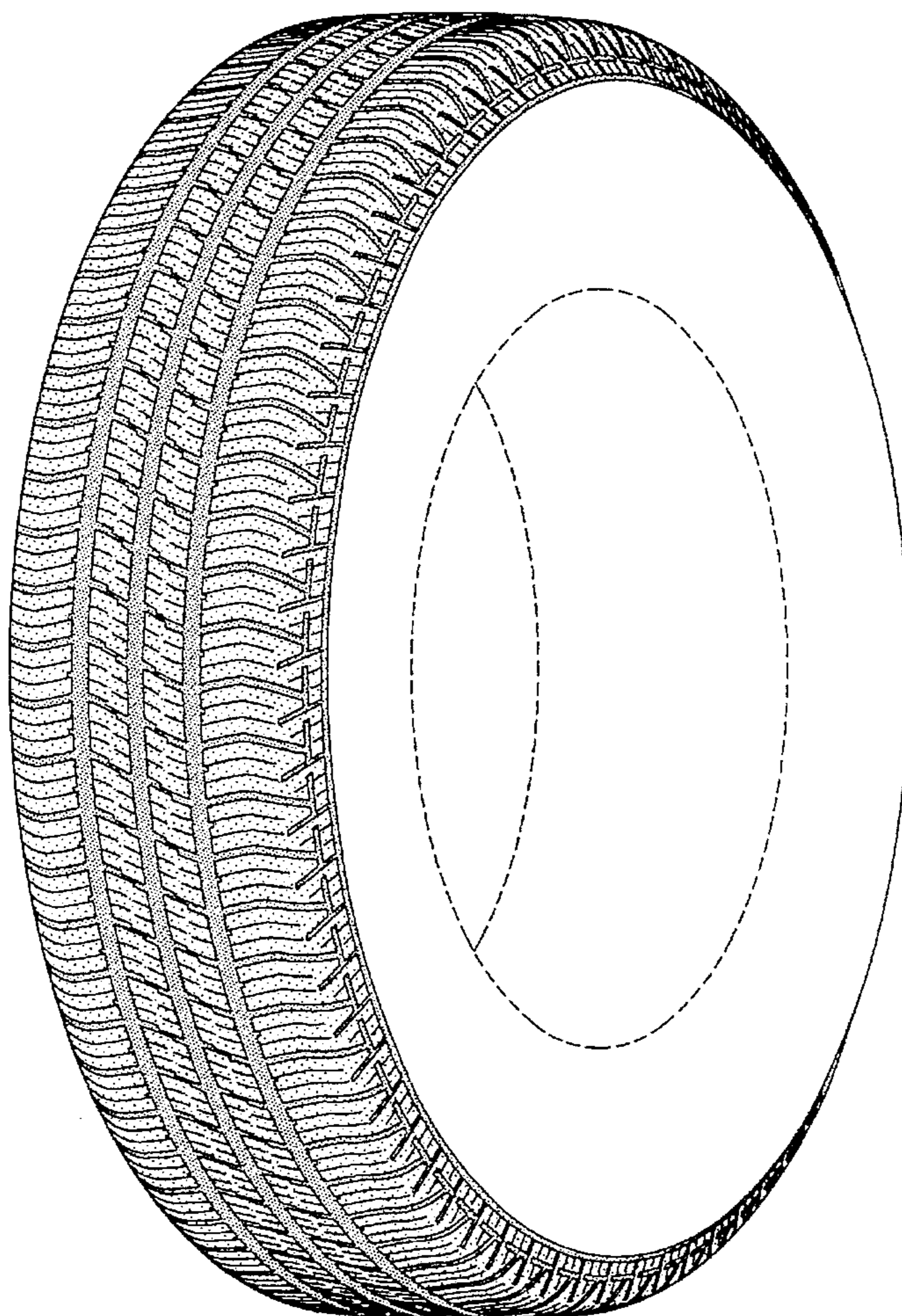
[56] References Cited

U.S. PATENT DOCUMENTS

D. 271,755	12/1983	Ricquet	D12/147
D. 303,363	9/1989	Graas	D12/147
D. 306,989	4/1990	Demaret et al.	D12/147
D. 332,767	1/1993	Tsuda et al.	D12/147
D. 335,845	5/1993	Lurois	D12/147
D. 354,026	1/1995	McKisson	D12/146

The broken line showing of a tire sidewall is for illustrative purposes only and forms no part of the claimed design.

1 Claim, 4 Drawing Sheets



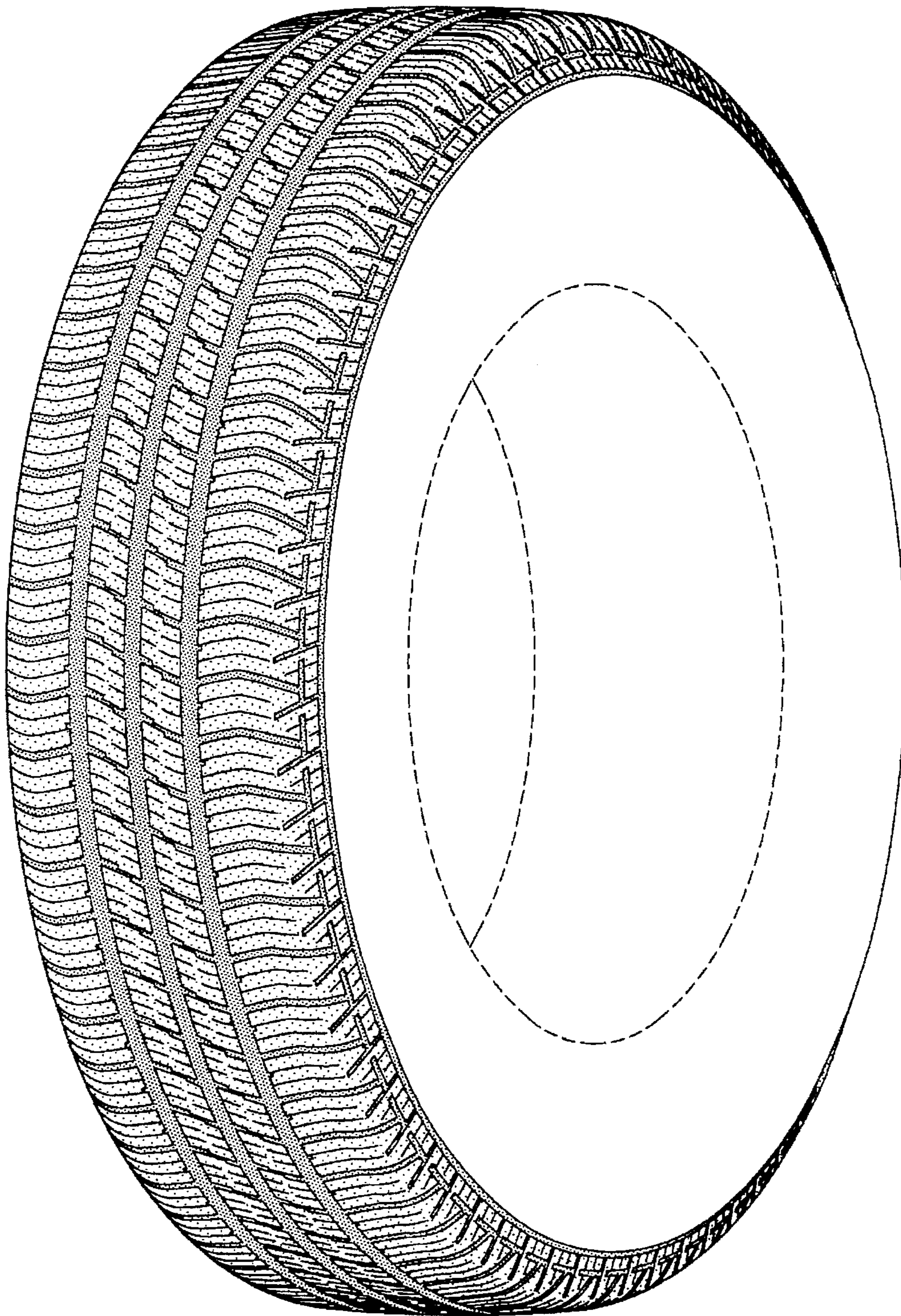


FIG-1

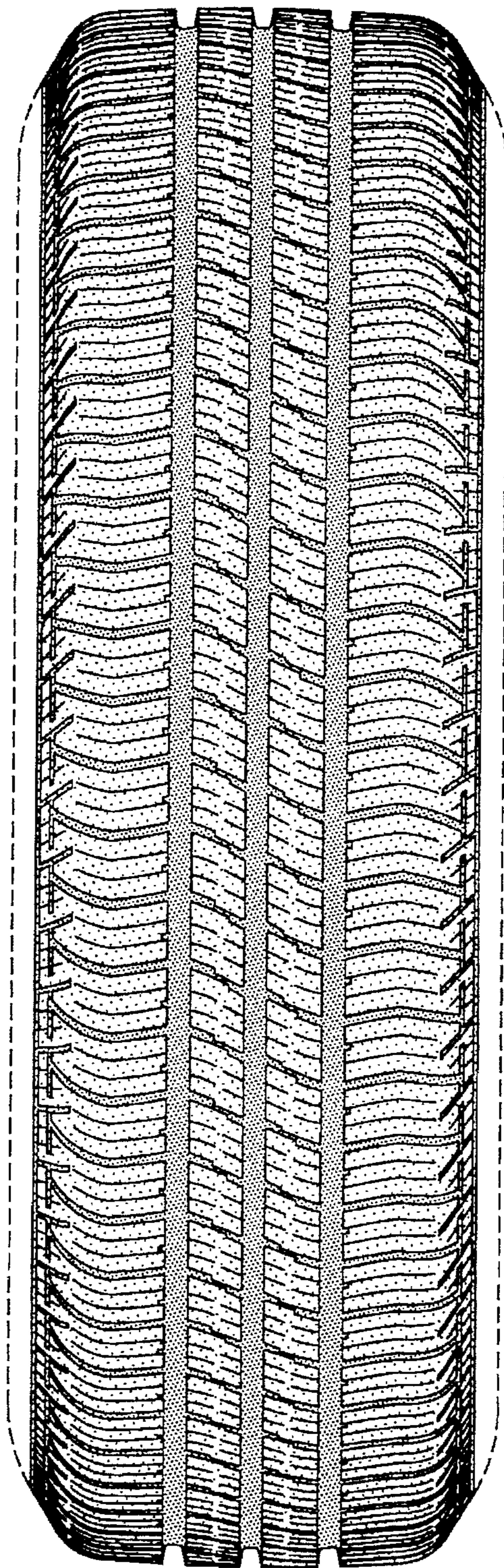


FIG-2




FIG-3




FIG-4