



US00D382223S

United States Patent [19] Harrison

[11] Patent Number: Des. 382,223
[45] Date of Patent: **Aug. 12, 1997

[54] MEDICAL LOCKET

[75] Inventor: Gary Harrison, Harrington Park, N.J.

[73] Assignee: Harrison-Daniels, Inc.

[**] Term: 14 Years

[21] Appl. No.: 54,817

[22] Filed: May 22, 1996

[51] LOC (6) Cl. 11-01

[52] U.S. Cl. D11/80

[58] Field of Search D11/79, 80, 81,
D11/82, 83, 84, 95-99; 40/642; 63/1.1,
3, 18, 19; 206/38

[56] **References Cited**

U.S. PATENT DOCUMENTS

D. 172,505	6/1954	Katz	D11/80
D. 302,957	8/1989	Saxon	D11/80
919,983	4/1909	Walsh	.	
1,655,341	1/1928	Snellgrove	D11/80
1,838,489	12/1931	Kirshner	63/2
1,910,476	5/1933	Rulong	.	
2,129,491	9/1938	Chilson	D11/80
2,863,307	12/1958	Donle	.	
3,079,771	3/1963	Donle	.	
3,372,500	3/1968	Claude	.	
3,402,808	9/1968	Yannuzzi	.	

3,624,939	12/1971	Gossard	.
3,660,916	5/1972	McDermott et al.	.
3,999,317	12/1976	Owens	.
4,197,665	4/1980	Siiter	.
4,215,497	8/1980	Levy	.
4,984,683	1/1991	Eller	.

Primary Examiner—Ralf Seifert
Attorney, Agent, or Firm—Weingram & Associates, P.C.

[57] **CLAIM**

The ornamental design for a medical locket, as shown and described.

DESCRIPTION

FIG. 1 is a front perspective view showing my new design for a medical locket;
FIG. 2 is a front elevational view;
FIG. 3 is a rear elevational view;
FIG. 4 is a right side view;
FIG. 5 is a left side view;
FIG. 6 is a top plan view;
FIG. 7 is a bottom plan view; and
FIG. 8 is a perspective open view.
The broken line showing of a partial necklace and attachment loop in FIG. 1, a folded paper in FIG. 8 and indicia in FIGS. 1-3 and 8 is for illustrative purposes only and forms no part of the claimed design.

1 Claim, 2 Drawing Sheets

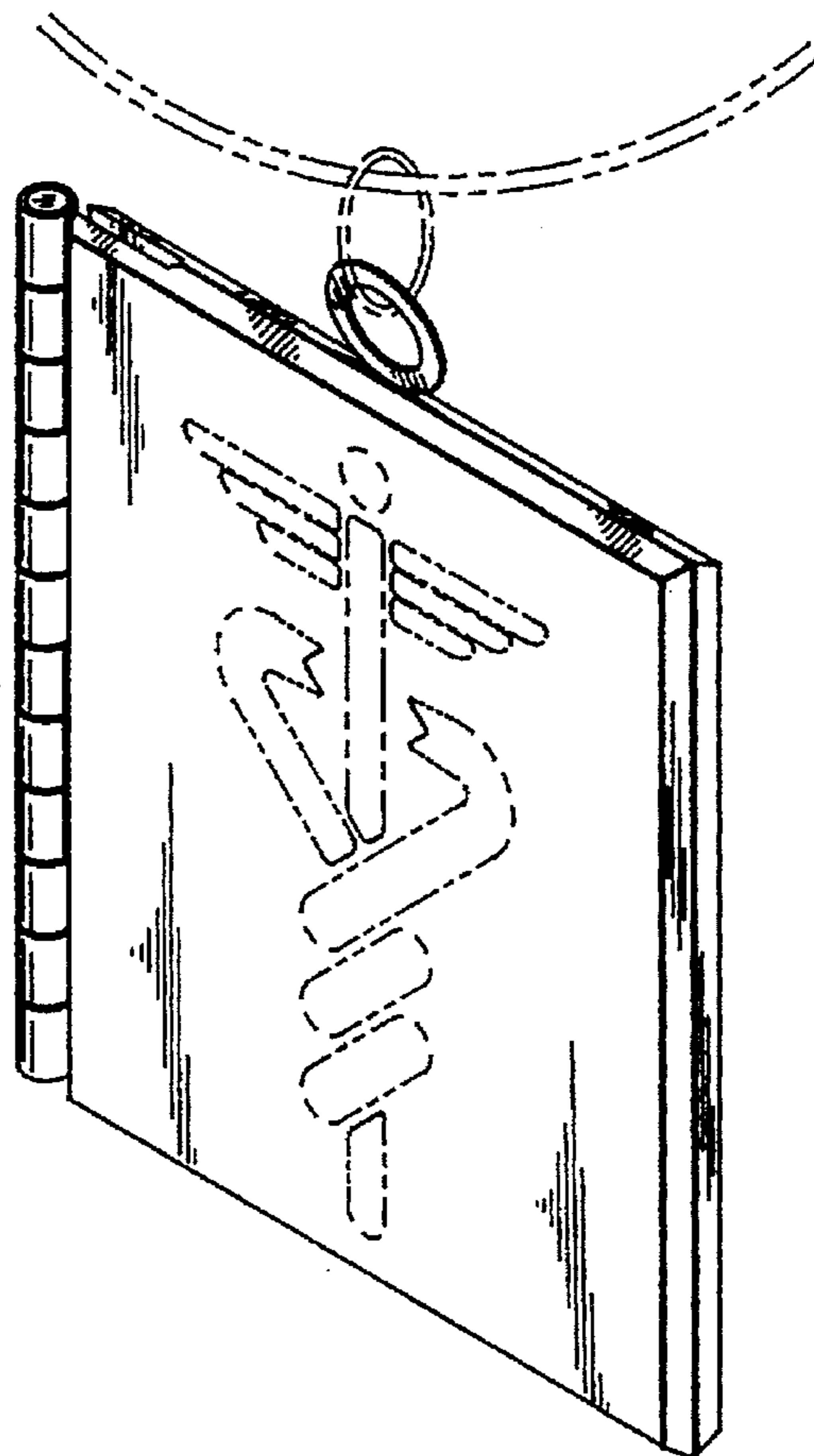


FIG. 1

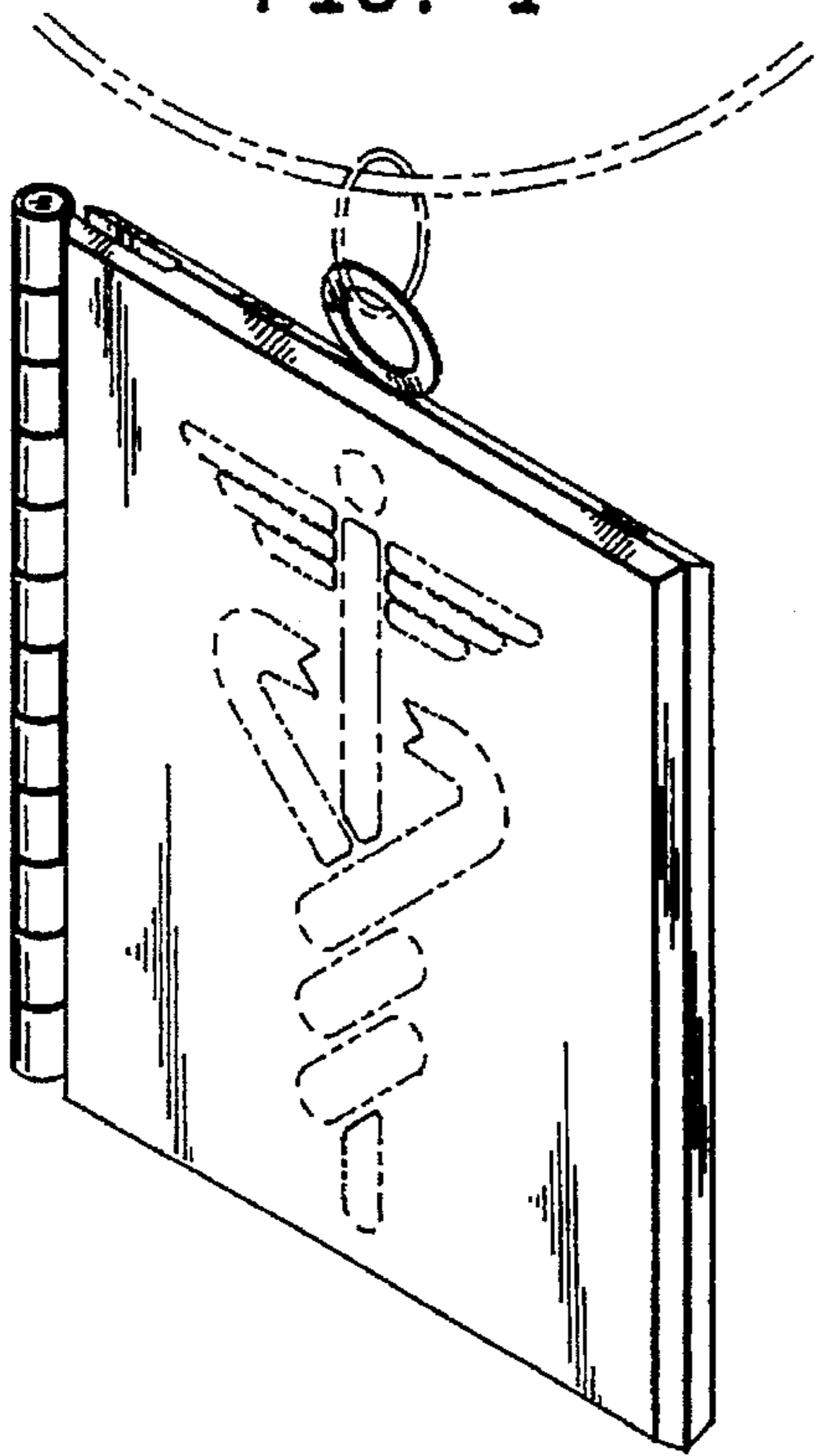


FIG. 2

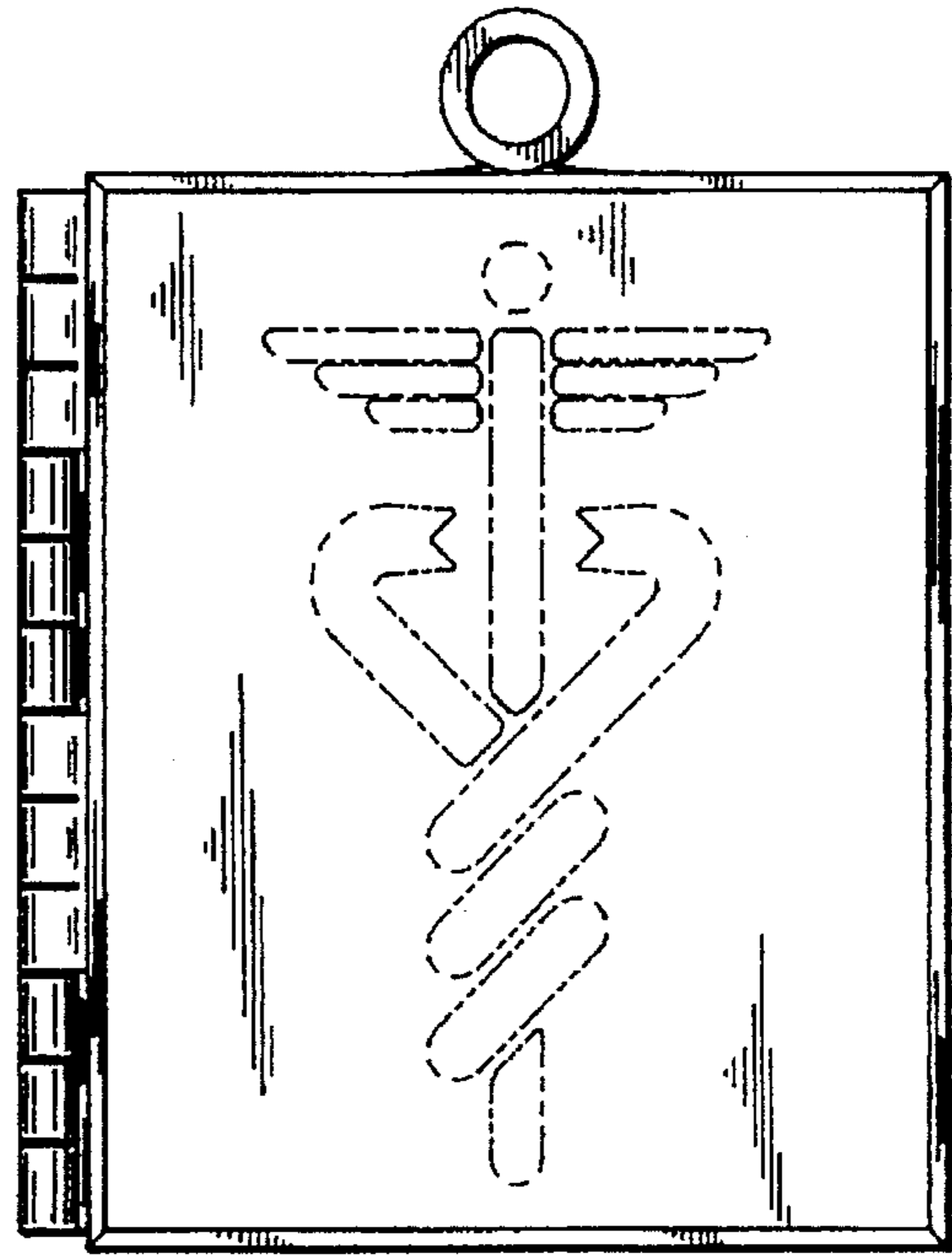


FIG. 3




FIG. 4



FIG. 5



FIG. 6



FIG. 7



FIG. 8

