



US00D382218S

# United States Patent [19] Hall

[11] Patent Number: **Des. 382,218**

[45] Date of Patent: **\*\*Aug. 12, 1997**

[54] **HAND HELD STOP SIGN**

D. 330,686 11/1992 Campagna ..... D10/109  
D. 351,807 10/1994 Smith et al. .... D10/109

[76] Inventor: **Patrick S. Hall**, 14207 Cholla Dr.,  
Moreno Valley, Calif. 92553

*Primary Examiner*—Marcus A. Jackson

[\*\*] Term: **14 Years**

[57] **CLAIM**

[21] Appl. No.: **51,822**

The ornamental design for a hand-held stop sign, as shown and described.

[22] Filed: **Mar. 19, 1996**

### DESCRIPTION

[51] LOC (6) Cl. .... **10-05**

[52] U.S. Cl. .... **D10/109**

[58] Field of Search ..... D10/109, 111,  
D10/114, 115; 116/63 P, 63 T, 63 C; 362/811,  
812; 40/584, 610, 611, 612; D20/10, 41

FIG. 1 is a front elevational view of the hand-held stop sign including side illumination means showing my new design, with the broken line showing for illustrative purposes only and forming no part of the claimed design, and with the wire broken away to indicate indeterminate length;

FIG. 2 is a rear elevational view thereof;

FIG. 3 is a right view thereof;

FIG. 4 is a left view thereof;

FIG. 5 is a top plan view thereof; and,

FIG. 6 is a bottom plan view thereof.

### [56] References Cited

#### U.S. PATENT DOCUMENTS

D. 236,444 8/1975 Nelson ..... D10/109  
D. 306,706 3/1990 Hansel ..... D10/109

**1 Claim, 3 Drawing Sheets**




FIG. 1




FIG. 2




FIG. 3

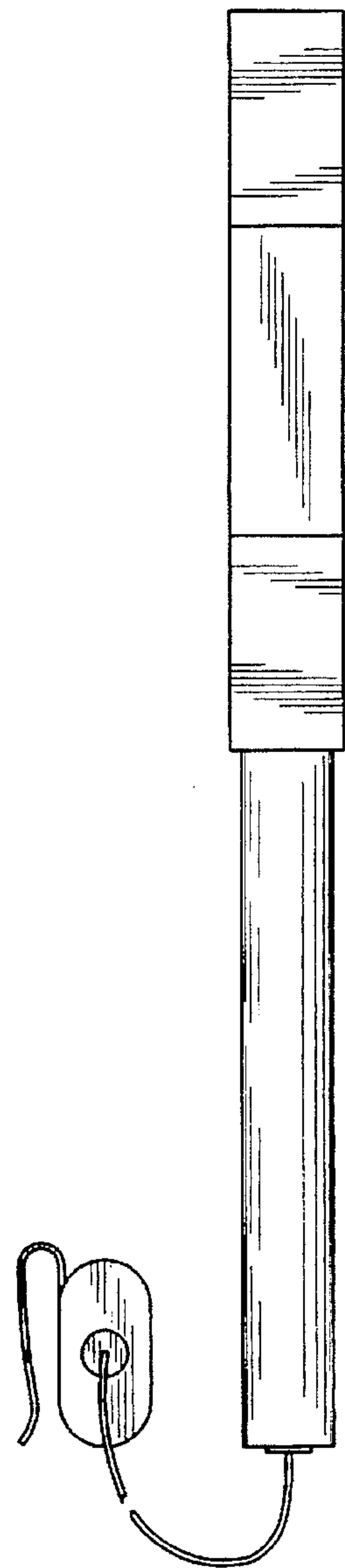


FIG. 4

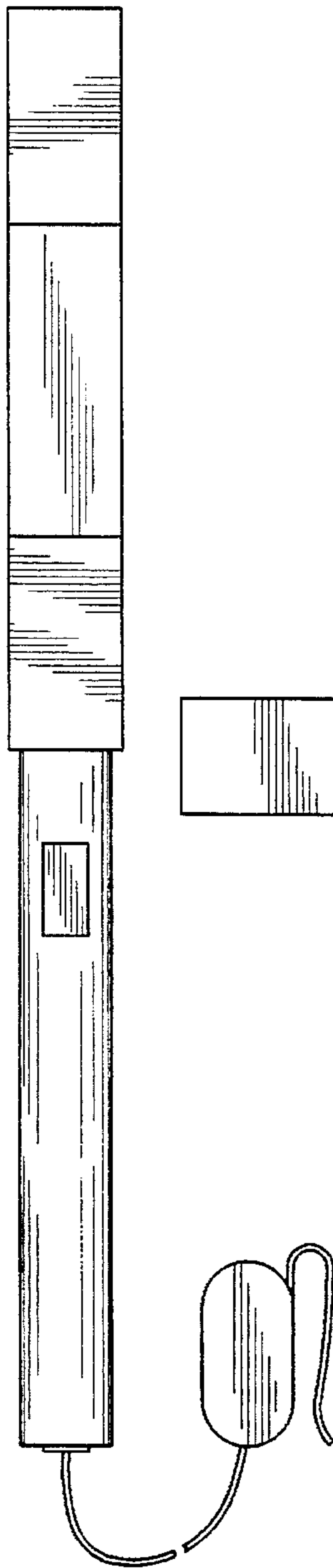


FIG. 5

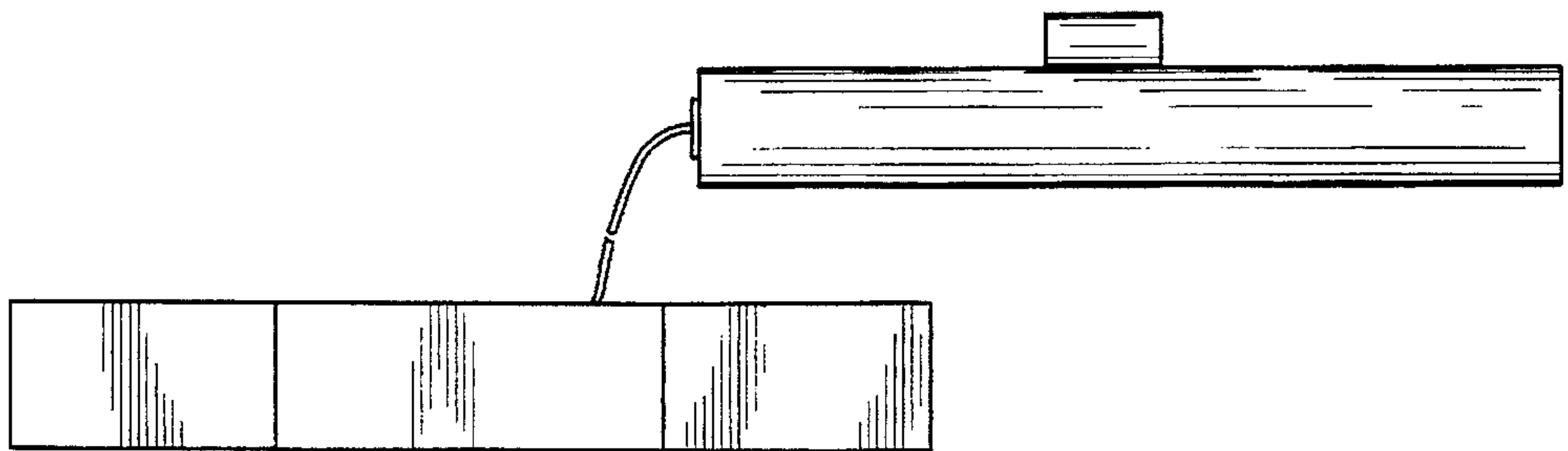


FIG. 6

