



US00D382216S

United States Patent [19] Dore

[11] Patent Number: Des. 382,216

[45] Date of Patent: **Aug. 12, 1997

[54] CONTROL PANEL FOR A SPEED VARIATOR WITH REMOVABLE DIALOG BOX

D. 155,718 10/1949 Lewis D10/96
D. 305,531 1/1990 Suzuki et al. D13/126
5,043,640 8/1991 Orton 318/16

[75] Inventor: Christophe Dore, Fontenay le Fleury, France

Primary Examiner—Antoine Duval Davis
Attorney, Agent, or Firm—William A. Drucker

[73] Assignee: Schneider Electric S.A., France

[**] Term: 14 Years

[57] CLAIM

[21] Appl. No.: 24,484

The ornamental design for a control panel for a speed variator with removable dialog box, as shown and described.

[22] Filed: Jun. 14, 1994

DESCRIPTION

[30] Foreign Application Priority Data

Dec. 15, 1993 [FR] France 936583

FIG. 1 is a perspective view from the front with dialog box inserted in accordance with the present invention wherein the invention relates only to the front; and,

[51] LOC (6) Cl. 10-04

[52] U.S. Cl. D10/96

[58] Field of Search D10/46, 96, 98;
D13/122, 123, 126; 318/16, 721, 807, 139,
254, 809, 727, 812, 772; 363/124, 47; 388/833,
809, 903, 906, 826, 910, 915, 916, 934

FIG. 2 is a perspective view from the front with dialog box removed in accordance with the present invention wherein the invention relates only to the front.

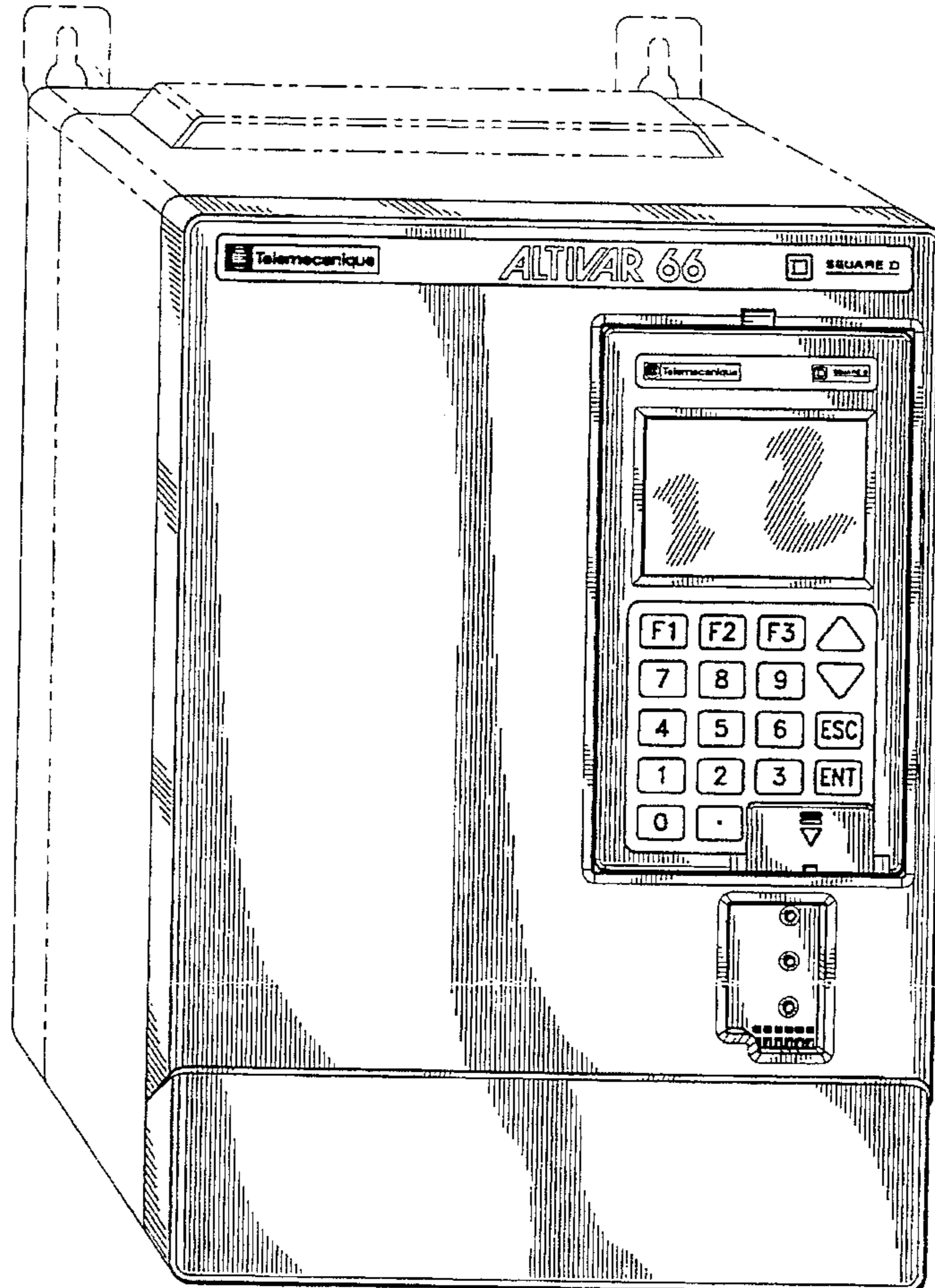
The broken line showing of the variator is for illustrative purposes only and forms no part of the claimed design.

[56] References Cited

U.S. PATENT DOCUMENTS

D. 102,948 1/1937 Hayes D10/96

1 Claim, 2 Drawing Sheets



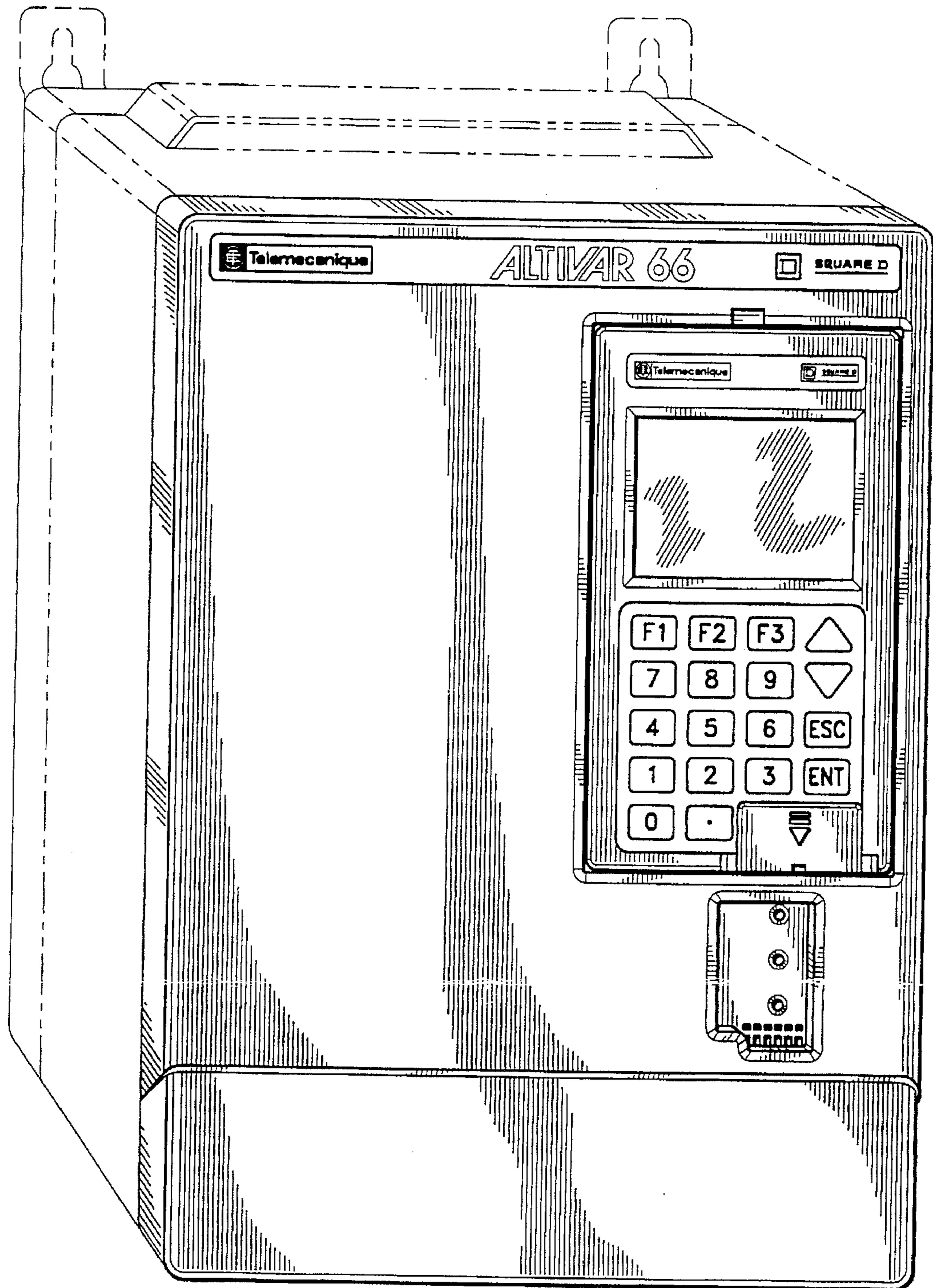


FIG. 1

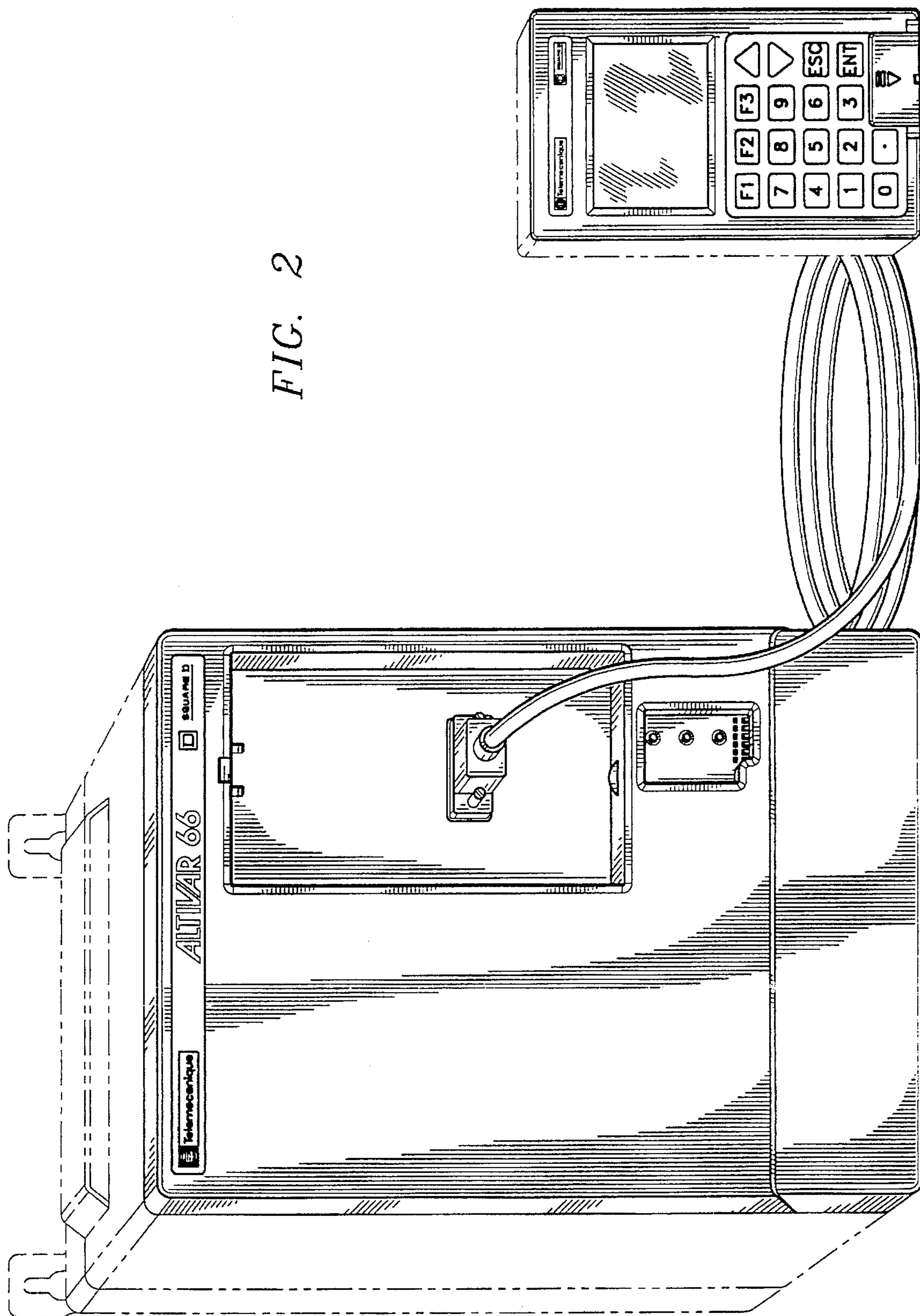


FIG. 2