



US00D382213S

United States Patent [19] Schick

[11] Patent Number: **Des. 382,213**
[45] Date of Patent: ****Aug. 12, 1997**

[54] **WRISTWATCH**
[75] Inventor: **Herve Schick**, Besançon, France
[73] Assignee: **Eurl Herve Schick**, Besancon, France
[**] Term: **14 Years**

D. 316,229 4/1991 Rabolini D10/30
D. 323,122 1/1992 Wunderman D10/32
D. 328,870 8/1992 Chodat D10/30
D. 352,464 11/1994 Hysek D10/39 X
D. 354,241 1/1995 Chodat D10/39
D. 372,431 8/1996 Nguyen D10/32

[21] Appl. No.: **53,495**
[22] Filed: **Apr. 24, 1996**

Primary Examiner—Nelson C. Holtje
Attorney, Agent, or Firm—Sughrue, Mion, Zinn, Macpeak & Seas

[30] **Foreign Application Priority Data**
Dec. 22, 1995 [WO] WIPO DMA/003187

[57] **CLAIM**
The ornamental design for a wristwatch, as shown.

[51] **LOC (6) Cl.** **10-02**
[52] **U.S. Cl.** **D10/32; D10/39**
[58] **Field of Search** D10/1-40, 122-132;
368/276-277, 280-282, 285; D11/3-4,
12, 14, 19-25; 63/1.1, 3, 5.1, 11

DESCRIPTION

FIG. 1 is a perspective view of the top and one side of a wristwatch showing my new design;
FIG. 2 is a top plan view thereof;
FIG. 3 is a bottom plan view thereof;
FIG. 4 is a side elevational view of said one side thereof;
FIG. 5 is a side elevational view of an opposite side thereof;
FIG. 6 is an end elevational view of one side thereof; and,
FIG. 7 is an end elevational view of an opposite side thereof.

[56] **References Cited**
U.S. PATENT DOCUMENTS
D. 293,302 12/1987 Schoepfer D11/3

1 Claim, 4 Drawing Sheets



FIG. 1



FIG. 2




FIG. 3



FIG. 4




FIG. 5




FIG. 6




FIG. 7

