



US00D382212S

# United States Patent [19] Kennedy

[11] Patent Number: Des. 382,212  
[45] Date of Patent: \*\*Aug. 12, 1997

[54] **CASE FOR ANALOG WRISTWATCH**

[75] Inventor: **Amelia Kennedy**, Woodbury, Conn.

[73] Assignee: **Timex Corporation**, Middlebury, Conn.

[\*\*] Term: **14 Years**

[21] Appl. No.: **56,733**

[22] Filed: **Jul. 8, 1996**

[51] LOC (6) Cl. .... **10-02**

[52] U.S. Cl. .... **D10/30; D10/39**

[58] Field of Search ..... D10/1-40, 122-132;  
368/280-282, 276-277, 285

[56] **References Cited**

**U.S. PATENT DOCUMENTS**

D. 301,983	7/1989	Benoit-Pequignet .....	D10/32
D. 319,984	9/1991	Cuomer .....	D10/39
D. 326,418	5/1992	Rousseau .....	D10/30
D. 362,632	9/1995	Riley .....	D10/30
D. 366,426	1/1996	Kujima .....	D10/39

**OTHER PUBLICATIONS**

*Swiss Watch & Jewelry Journal*—Feb. 1982—p. 305—watches in center.

*European Jeweler (U.Z)*—Sep. 1986—p. 132—watch at right.

*European Jeweler*—Sep. 1983—p. 90—watch at second from left.

*Primary Examiner*—Nelson C. Holtje  
*Attorney, Agent, or Firm*—William C. Crutcher

[57] **CLAIM**

The ornamental design for “case for analog wristwatch”, as shown and described.

**DESCRIPTION**

FIG. 1 is a top plan view of my improved case for digital wristwatch;

FIG. 2 is a left side elevational view thereof;

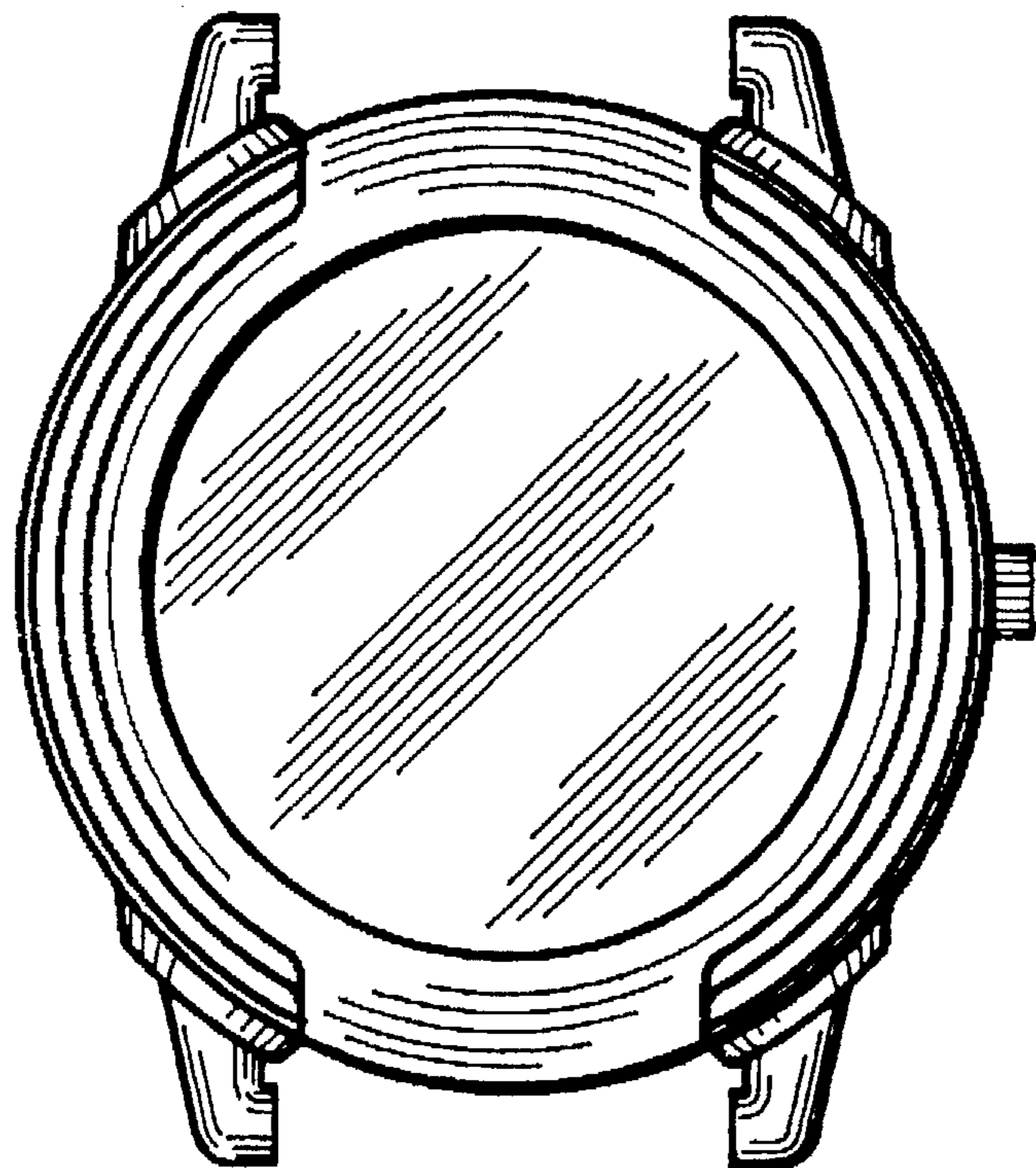
FIG. 3 is a right side elevational view thereof;

FIG. 4 is an inverted rear end elevational view thereof;

FIG. 5 is a front end elevational view thereof; and,

FIG. 6 is a bottom plan view thereof.

**1 Claim, 1 Drawing Sheet**

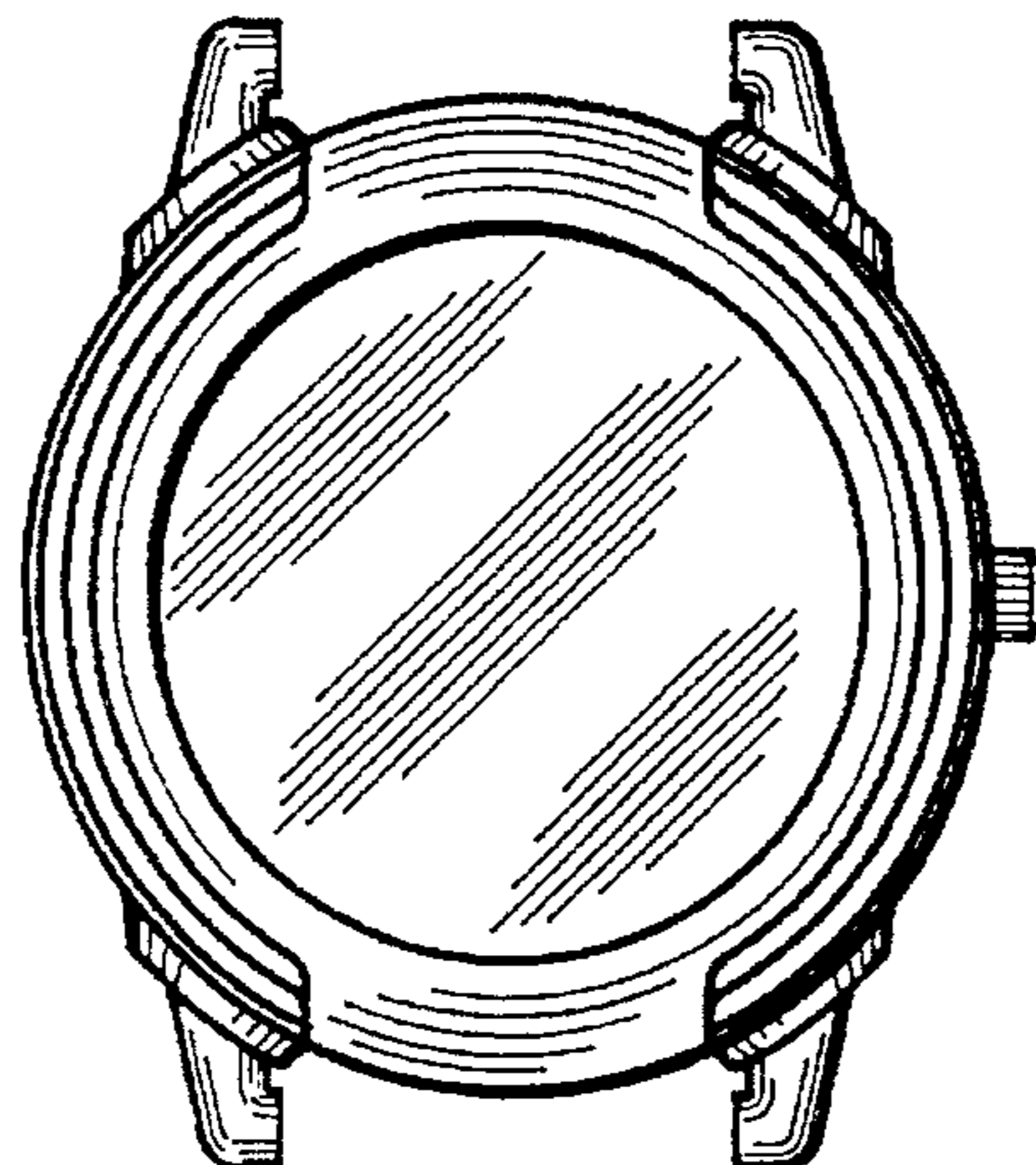




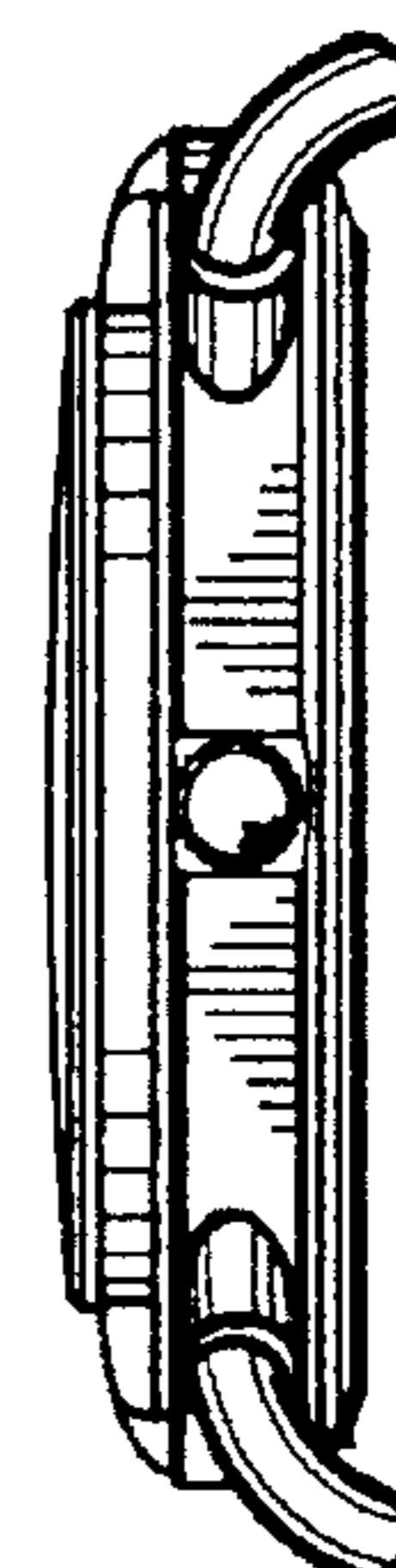
*Fig. 4*




*Fig. 2*



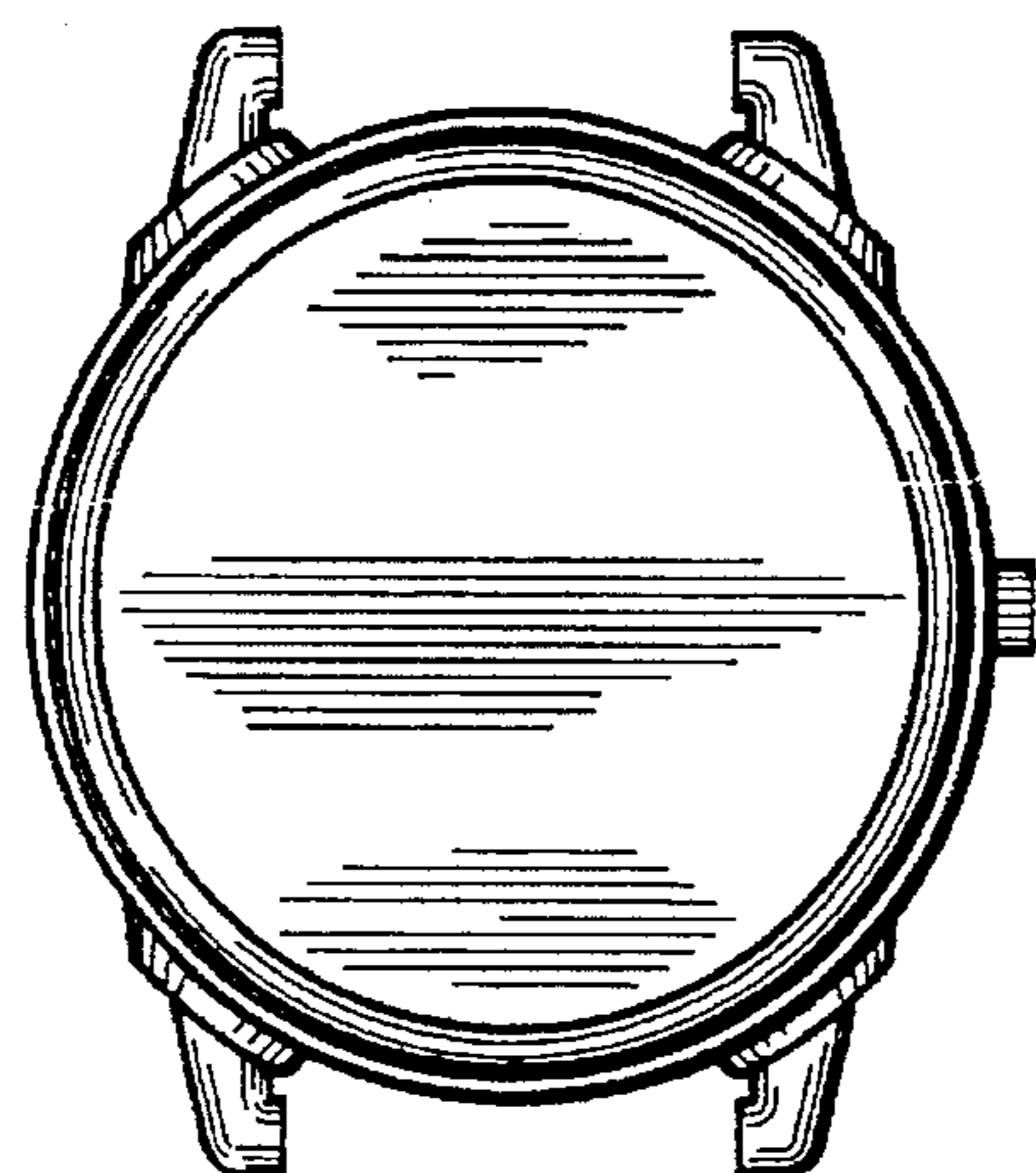
*Fig. 1*



*Fig. 3*



*Fig. 5*



*Fig. 6*