



US00D382211S

United States Patent [19] Bodino

[11] Patent Number: **Des. 382,211**
[45] Date of Patent: ****Aug. 12, 1997**

[54] WATCH CASE

[75] Inventor: **Giampiero M. Bodino**, Milan, Italy

[73] Assignee: **Baume & Mercier S.A.**, Geneva, Switzerland

[**] Term: **14 Years**

[21] Appl. No.: **44,167**

[22] Filed: **Sep. 19, 1995**

[30] Foreign Application Priority Data

Apr. 20, 1995 [XH] Hague Agreement DMA/002887

[51] LOC (6) Cl. **10-02**

[52] U.S. Cl. **D10/30; D10/39**

[58] Field of Search D10/1-40, 122-132;
368/276-277, 280-282, 285; D11/3-4,
12, 14, 19-25; 63/1.1, 3, 5.1, 11

[56] References Cited

U.S. PATENT DOCUMENTS

D. 112,797 1/1939 Stegeman D10/38
D. 352,471 11/1994 Besson D10/39
D. 355,371 2/1995 Strasser D10/30

FOREIGN PATENT DOCUMENTS

027306 9/1993 WIPO .

OTHER PUBLICATIONS

Jeweler's-Circular Keystone—Mar. 1979—p. 34—watch at left of lower-right quarter.

European Jeweler(D.G.Z.)—Apr. 1979—p. 38—watch #6 at lower left.

Jeweler's Circular Keystone—Sep. 1978—p. 143—2 watches at right.

Swiss Watch Jewelry Journal—Jun. 1982—p. 635—watch.

Primary Examiner—Nelson C. Holtje

Attorney, Agent, or Firm—Young & Thompson

[57] CLAIM

The ornamental design for a watch case, as shown and described.

DESCRIPTION

FIG. 1 is a top plan view of a watch case showing my new design;

FIG. 2 is a bottom plan view thereof.

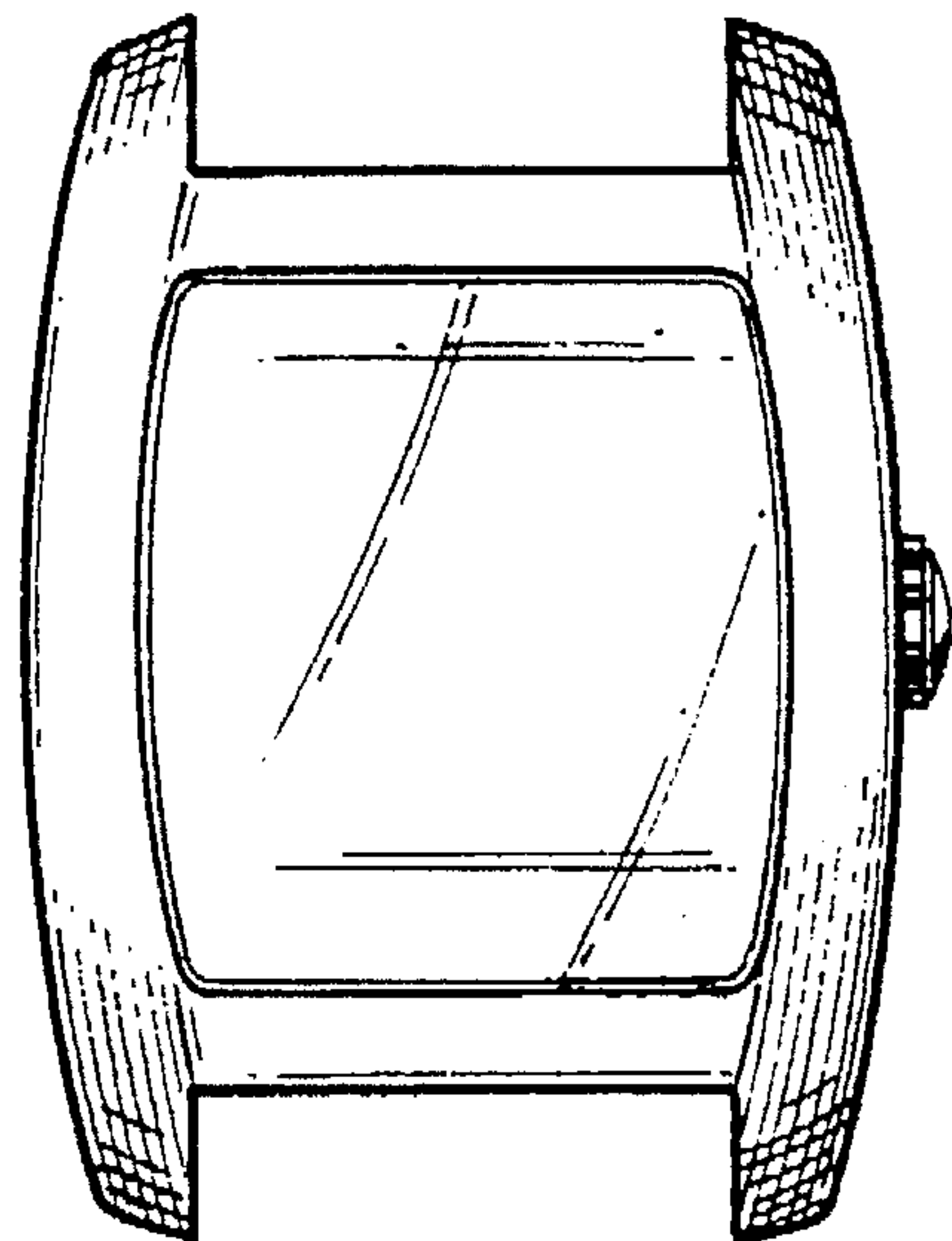
FIG. 3 is a side view from 6 o'clock;

FIG. 4 is a side view from 12 o'clock;

FIG. 5 is a view thereof from the right side of FIG. 1; and,

FIG. 6 is a view thereof from the left side of FIG. 1.

1 Claim, 1 Drawing Sheet



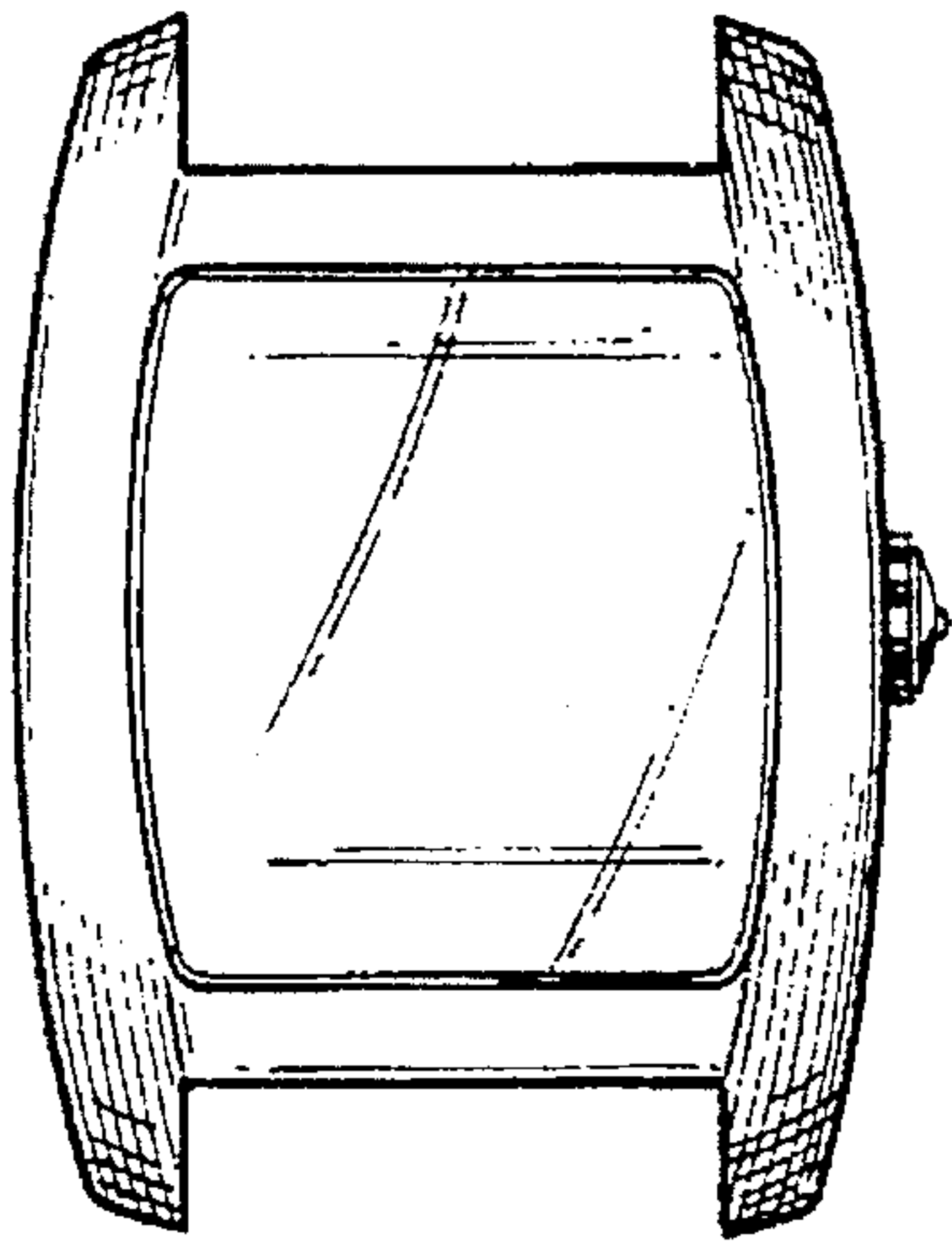


FIG. 1

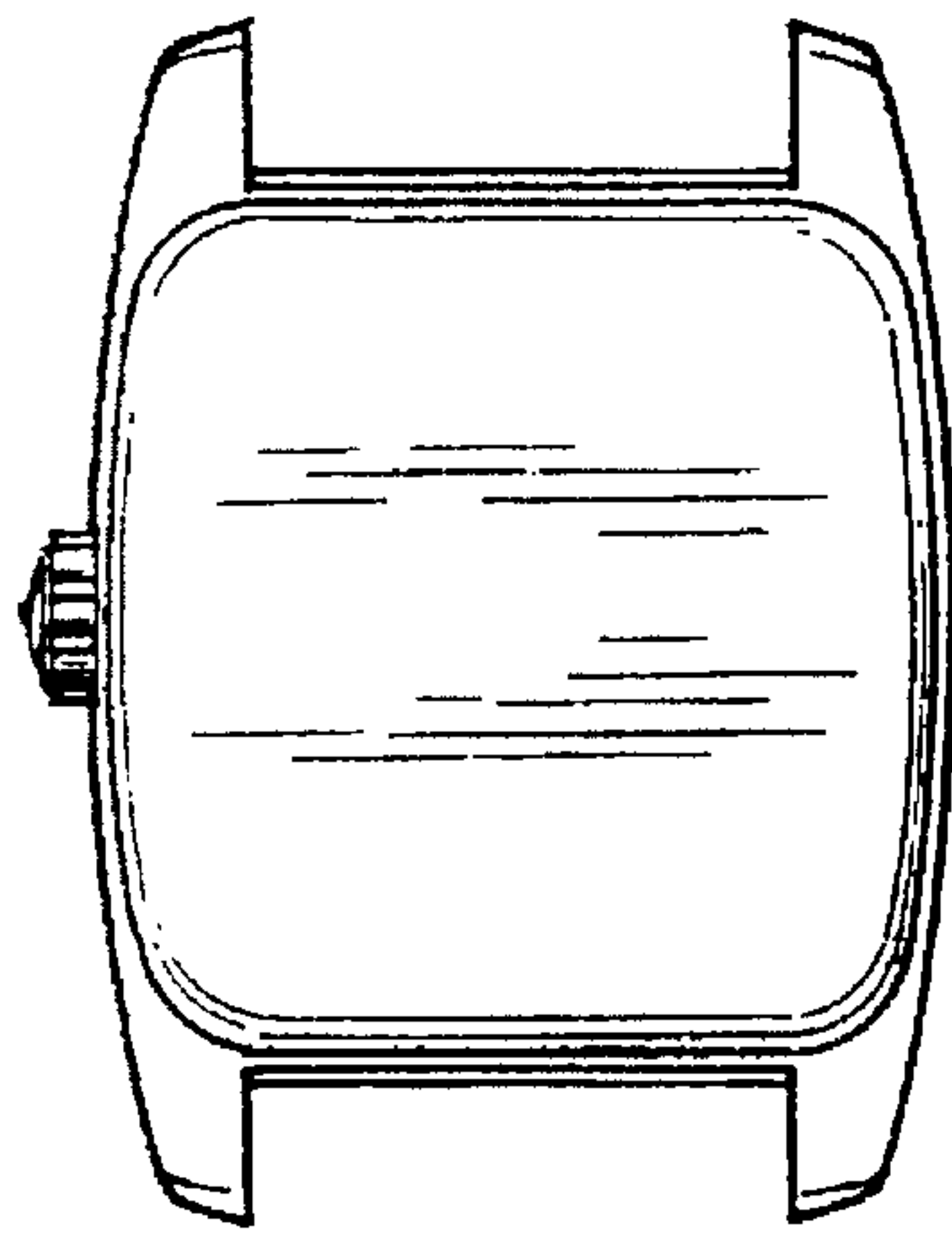


FIG. 2




FIG. 3




FIG. 4

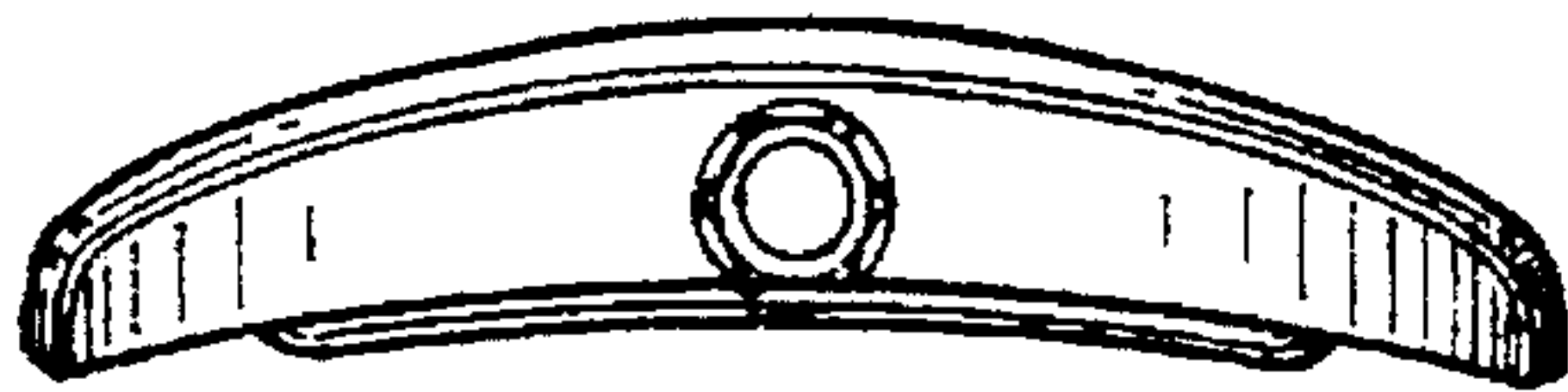


FIG. 5




FIG. 6