



US00D382208S

**United States Patent** [19]  
**Goettner et al.**

[11] **Patent Number: Des. 382,208**  
[45] **Date of Patent: \*\*Aug. 12, 1997**

[54] **BOTTLE**  
[75] Inventors: **Michael K. Goettner**, Sylvania, Ohio;  
**Jeffrey V. Boley**, Westport, Conn.  
[73] Assignee: **Joh. A. Benckiser, GmbH**, Germany  
[\*\*] Term: **14 Years**  
[21] Appl. No.: **52,623**  
[22] Filed: **Mar. 29, 1996**  
[51] **LOC (6) Cl. .... 09-01**  
[52] **U.S. Cl. .... D9/543; D9/569; D9/571**  
[58] **Field of Search .... D9/543, 530, 571,**  
**D9/569, 563, 575, 556, 540, 544; 215/382,**  
**383, 384**

D. 228,382 9/1973 Sterges .  
D. 229,543 12/1973 Weckman .  
D. 229,546 12/1973 Plummer .  
D. 235,245 6/1975 McDonald .  
D. 236,432 8/1975 O'Brien .  
D. 247,022 1/1978 Turnbull .  
D. 251,111 2/1979 Furlong .  
D. 254,711 4/1980 Shortino .  
D. 255,543 6/1980 Shortino .  
D. 274,604 7/1984 Jeruchim .  
D. 275,736 10/1984 Aldrich, III .  
D. 316,969 5/1991 Wiseman et al. .  
D. 321,131 10/1991 Wiseman et al. .  
D. 333,433 2/1993 Segati .  
D. 354,000 1/1995 Hoyt .  
D. 354,230 1/1995 Hoyt ..... D9/543

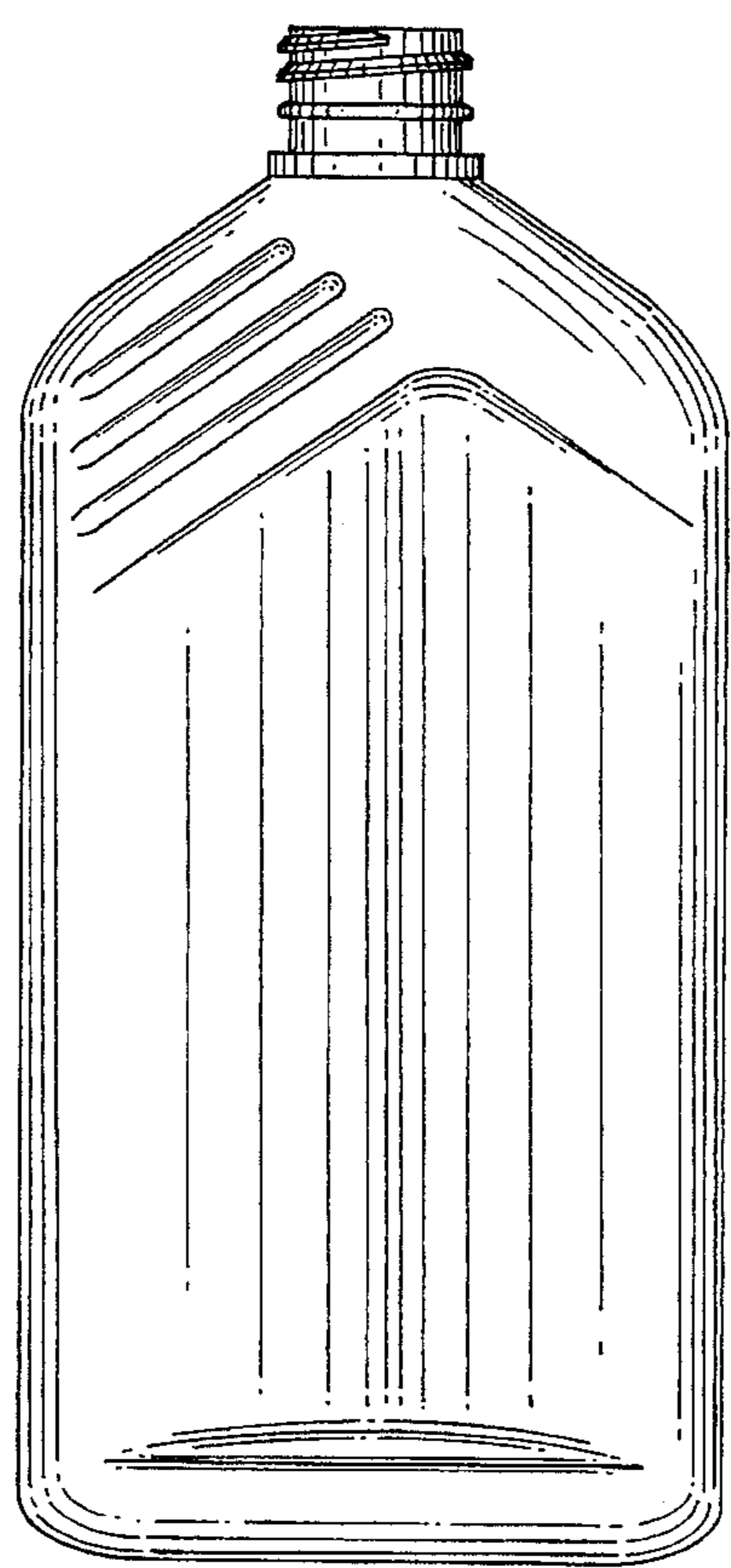
*Primary Examiner*—Lucy Lieberman  
*Attorney, Agent, or Firm*—Janal M. Kalis

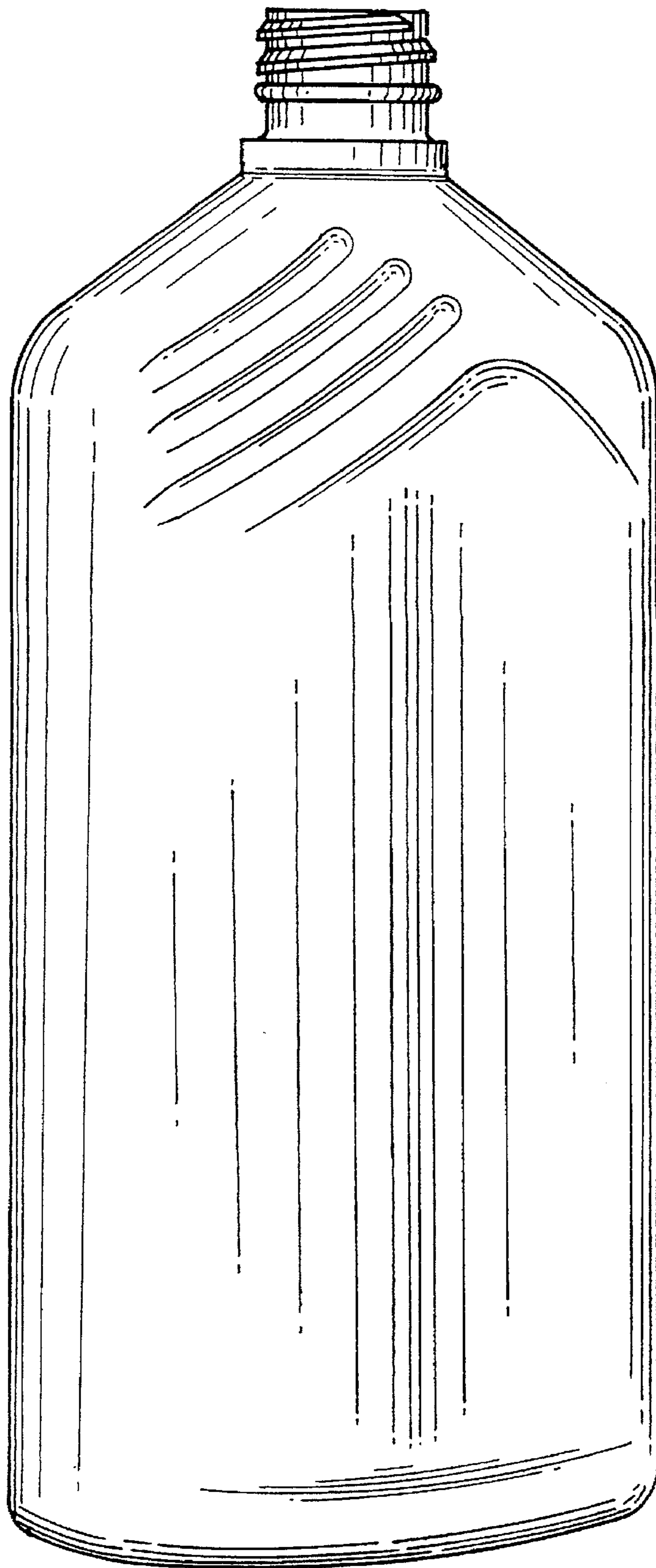
[56] **References Cited**  
**U.S. PATENT DOCUMENTS**  
D. 87,478 6/1932 Nash .  
D. 95,462 2/1935 Smith .  
D. 95,672 3/1935 Fuerst .  
D. 105,797 1/1937 Kihn .  
D. 167,637 9/1952 Knight ..... D9/569 X  
D. 183,809 10/1958 Roberts .  
D. 189,631 1/1961 Vanderhyde .  
D. 193,030 6/1962 Douglas .  
D. 209,781 1/1968 Douglas .  
D. 215,700 10/1969 Thompson .  
D. 218,221 8/1970 Coghill .  
D. 227,344 6/1973 Lerner .

[57] **CLAIM**  
The ornamental design for a bottle, as shown and described.

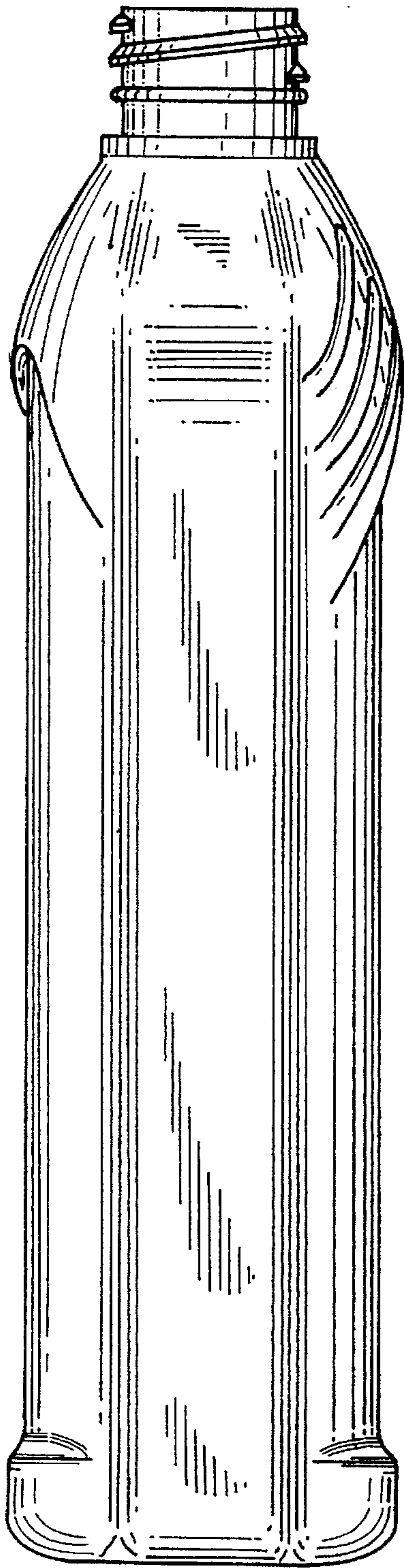
**DESCRIPTION**  
FIG. 1 is a front and right side perspective view of a bottle showing our new design;  
FIG. 2 is a front elevational view thereof;  
FIG. 3 is a right side elevational view thereof;  
FIG. 4 is a rear elevational view thereof;  
FIG. 5 is a left side elevational view thereof;  
FIG. 6 is a top plan view thereof; and,  
FIG. 7 is a bottom plan view.

**1 Claim, 4 Drawing Sheets**

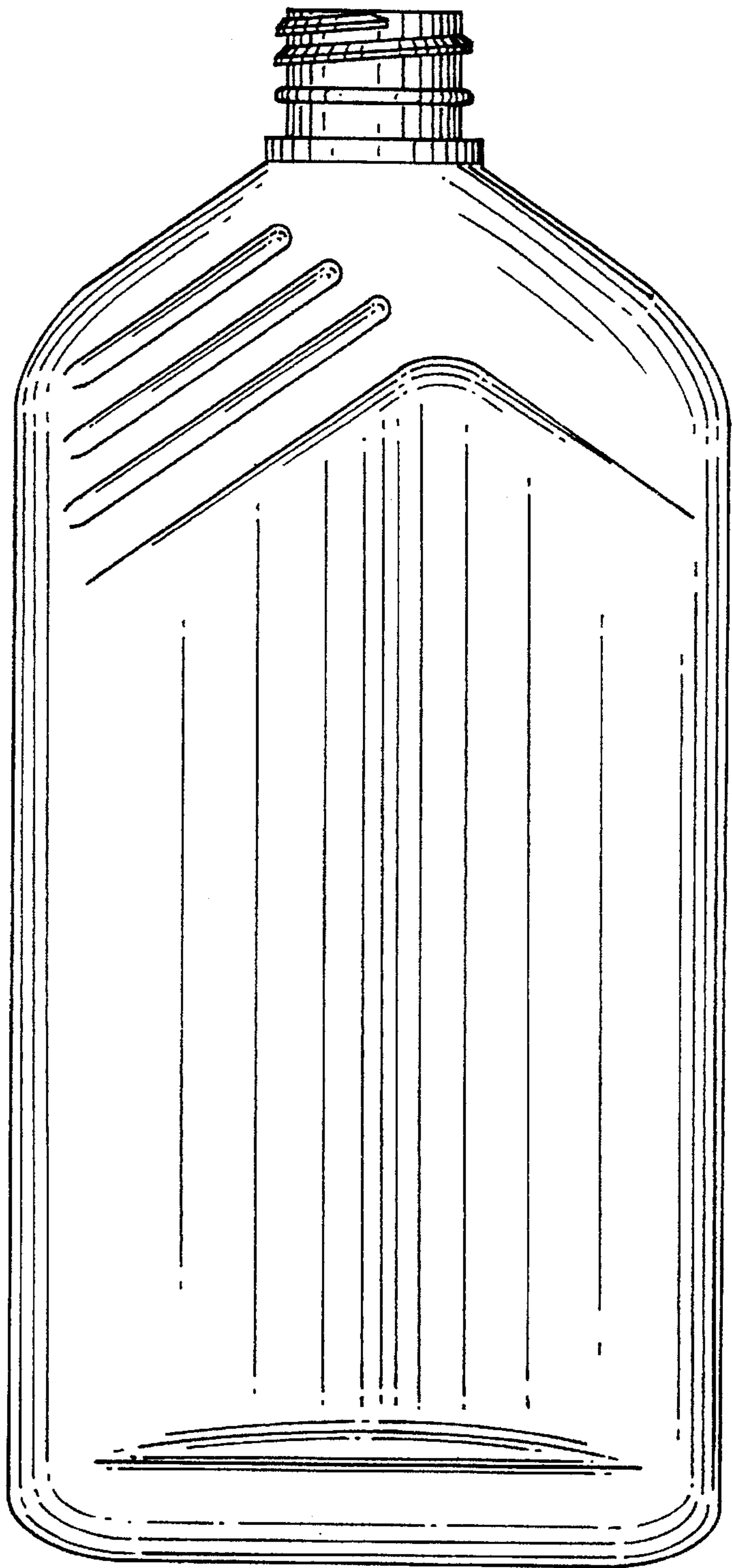




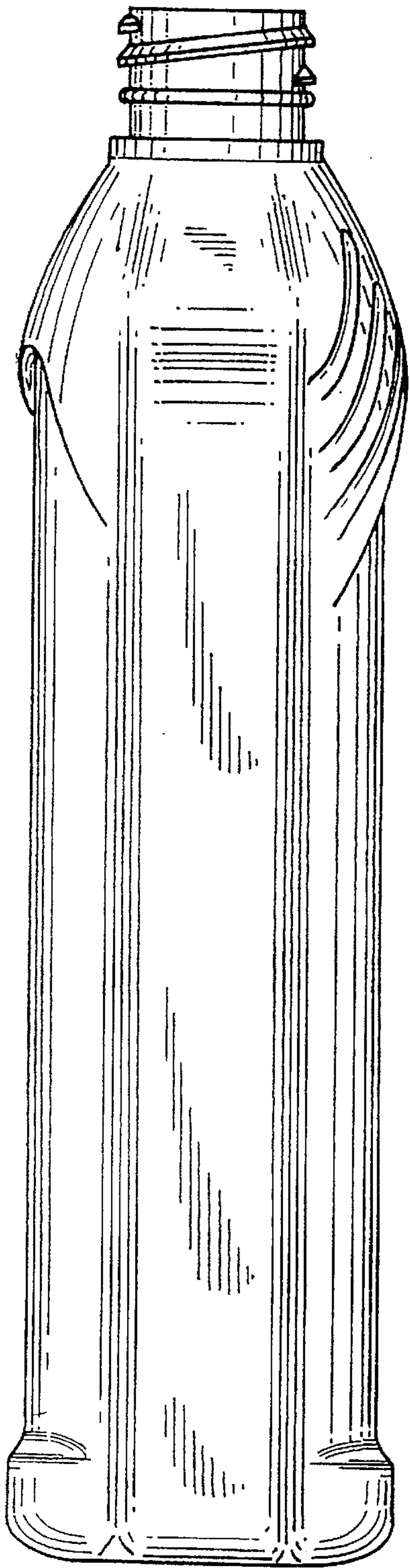
*Fig. 1*




*Fig. 2*



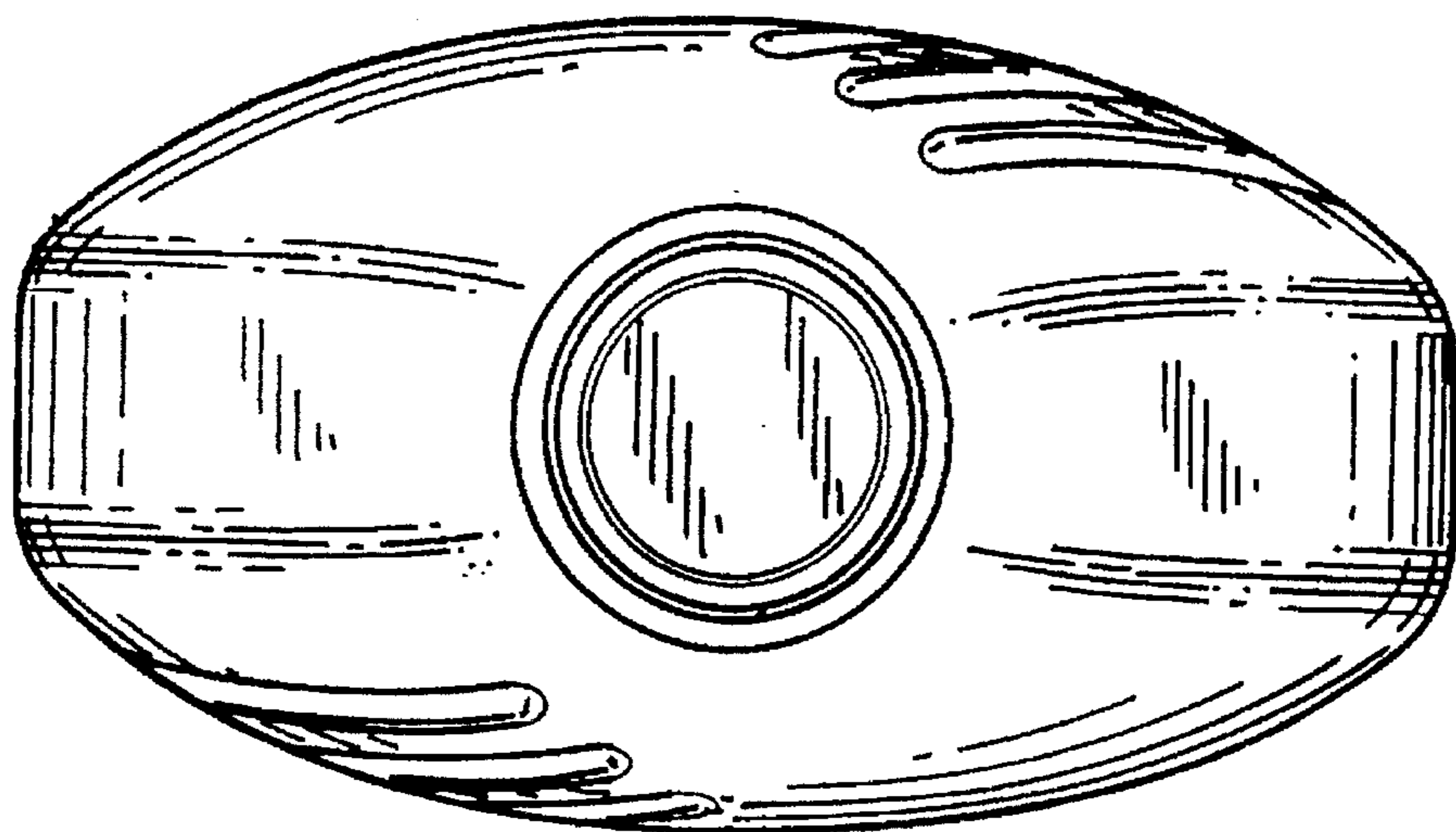
*Fig. 3*



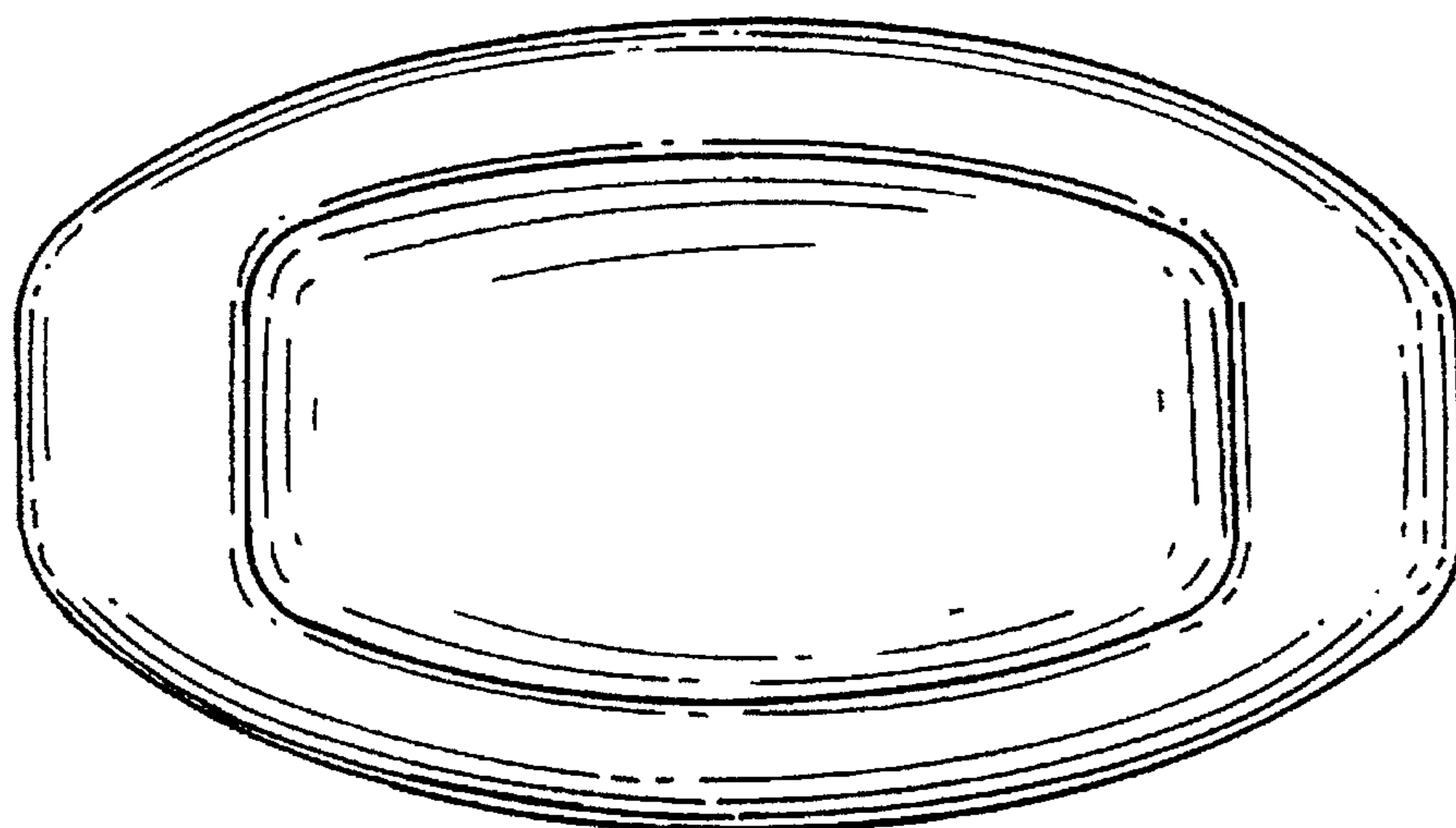
*Fig. 4*



*Fig. 5*



*Fig. 6*



*Fig. 7*