



US00D382205S

United States Patent [19]

[11] Patent Number: **Des. 382,205**

Goettner et al.

[45] Date of Patent: ****Aug. 12, 1997**

[54] **BOTTLE**

[75] Inventors: **Michael K. Goettner**, Sylvania, Ohio;
Jeffrey V. Boley, Westport, Conn.

[73] Assignee: **Joh A. Benckiser, GmbH**, Germany

[**] Term: **14 Years**

[21] Appl. No.: **52,630**

[22] Filed: **Mar. 29, 1996**

[51] **LOC (6) Cl.** **09-01**

[52] **U.S. Cl.** **D9/526; D9/543; D9/569**

[58] **Field of Search** **D9/526, 543, 523;**
215/382, 383, 384, 400; 222/213, 212,
210, 206, 215

- D. 236,432 8/1975 O'Brien .
- D. 247,022 1/1978 Turnbull .
- D. 251,111 2/1979 Furlong .
- D. 254,711 4/1980 Shortino .
- D. 255,543 6/1980 Shortino .
- D. 264,811 6/1982 Weckman D9/523
- D. 274,604 7/1984 Jeruchim .
- D. 275,736 10/1984 Aldrich, III .
- D. 308,481 6/1990 Thompson D9/526
- D. 316,969 5/1991 Weiseman et al. .
- D. 321,131 10/1991 Wieseman et al. .
- D. 333,433 2/1993 Segati .
- D. 350,484 9/1994 Addis et al. D9/526
- D. 352,904 11/1994 Kearse et al. D9/543 X
- D. 354,000 1/1995 Hoyt .
- D. 354,230 1/1995 Hoyt D9/543
- D. 373,956 9/1996 Terwilleger et al. D9/526
- D. 375,049 10/1996 Vollborth D9/526

[56] **References Cited**

U.S. PATENT DOCUMENTS

- D. 87,478 6/1932 Nash .
- D. 95,462 2/1935 Smith .
- D. 95,672 3/1935 Fuerst .
- D. 105,797 1/1937 Kihn .
- D. 183,809 10/1958 Roberts .
- D. 189,631 1/1961 Vanderhyde .
- D. 193,030 6/1962 Douglas .
- D. 209,781 1/1968 Douglas .
- D. 215,700 10/1969 Thompson .
- D. 218,221 8/1970 Coghill .
- D. 227,344 6/1973 Lerner .
- D. 228,382 9/1973 Sterges .
- D. 229,543 12/1973 Weckman .
- D. 229,546 12/1973 Plummer .
- D. 235,245 6/1975 McDonald .

Primary Examiner—Lucy Lieberman
Attorney, Agent, or Firm—Janal M. Kalis

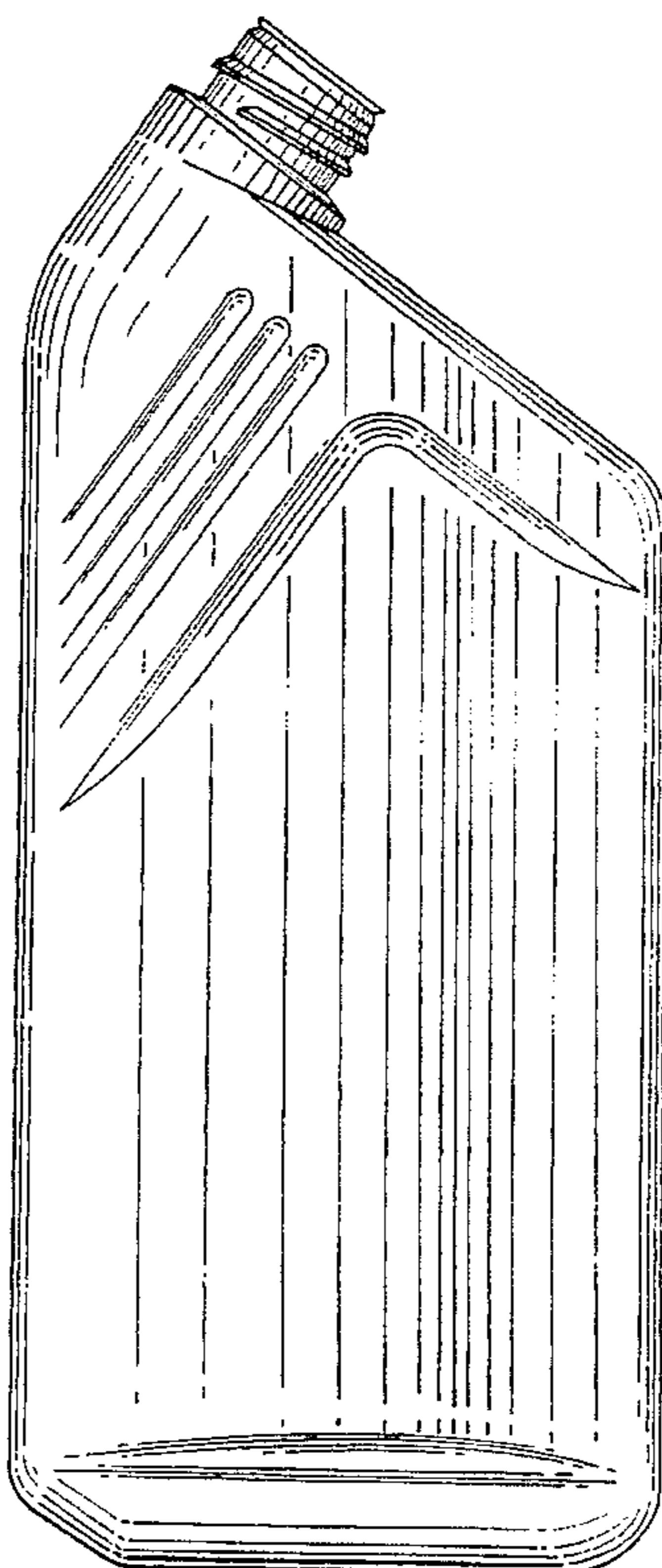
[57] **CLAIM**

The ornamental design for a bottle, as shown and described.

DESCRIPTION

FIG. 1 is a left side perspective view of a bottle showing our new design;
FIG. 2 is a rear elevation thereof;
FIG. 3 is a right side elevational view thereof;
FIG. 4 is a front elevation thereof;
FIG. 5 is a left side elevational view thereof;
FIG. 6 is a top plan view thereof; and,
FIG. 7 is a bottom plan view.

1 Claim, 4 Drawing Sheets



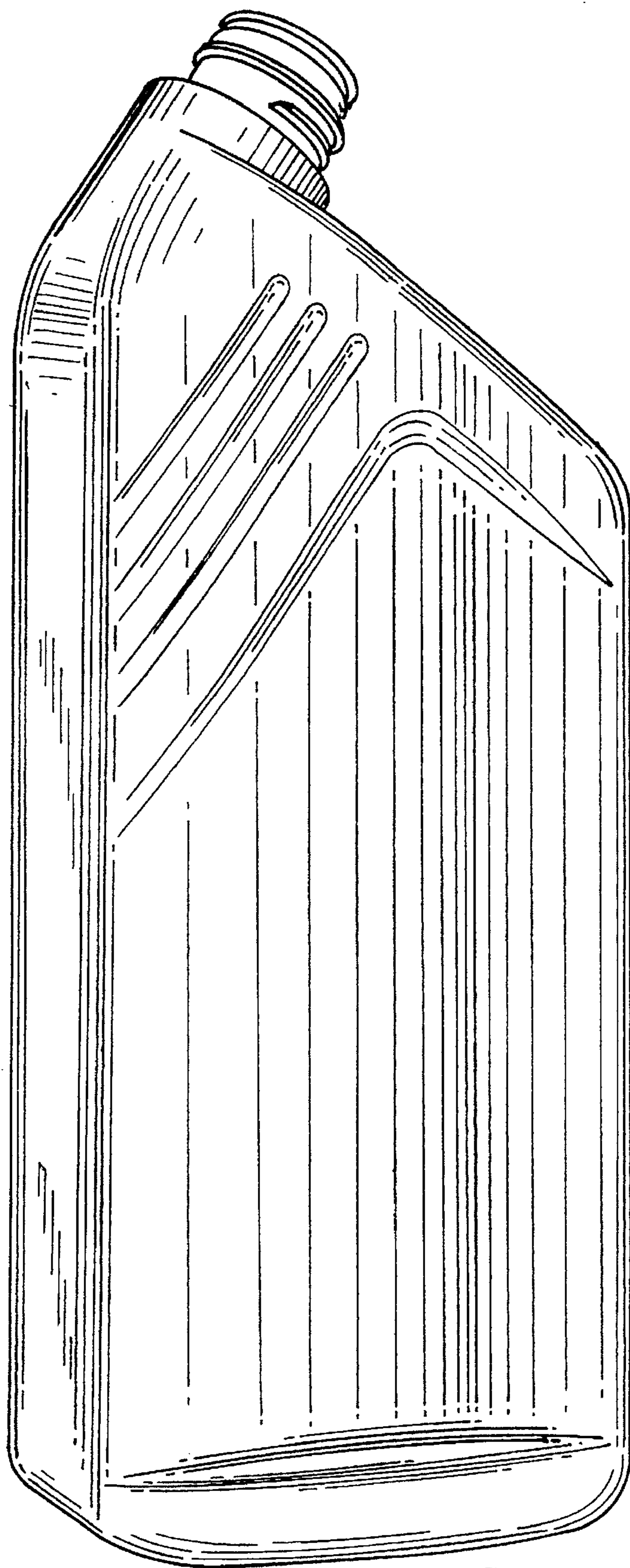


Fig. 1

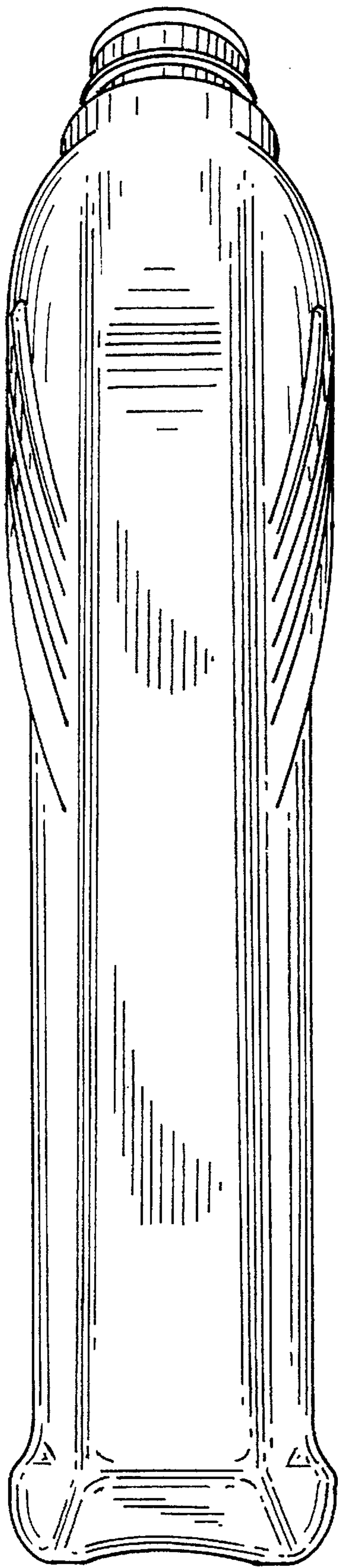


Fig. 2

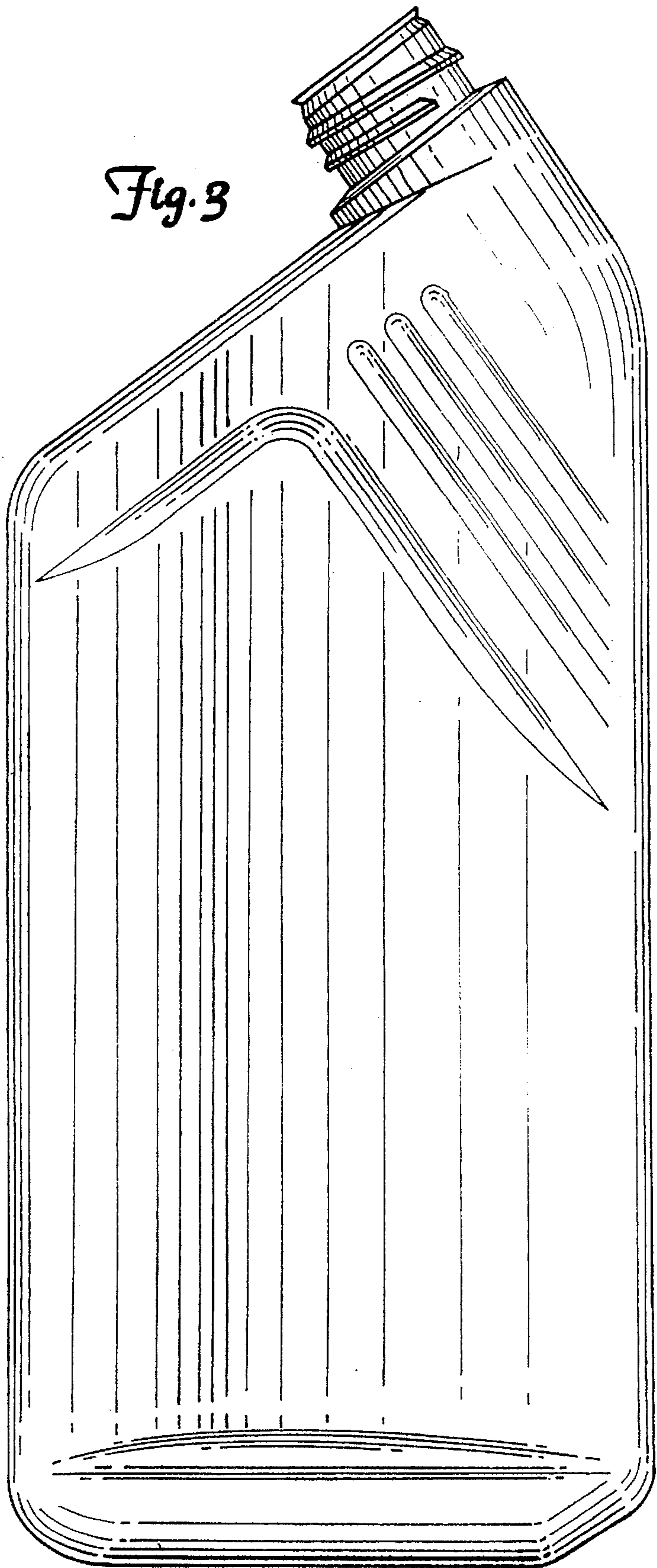


Fig. 3

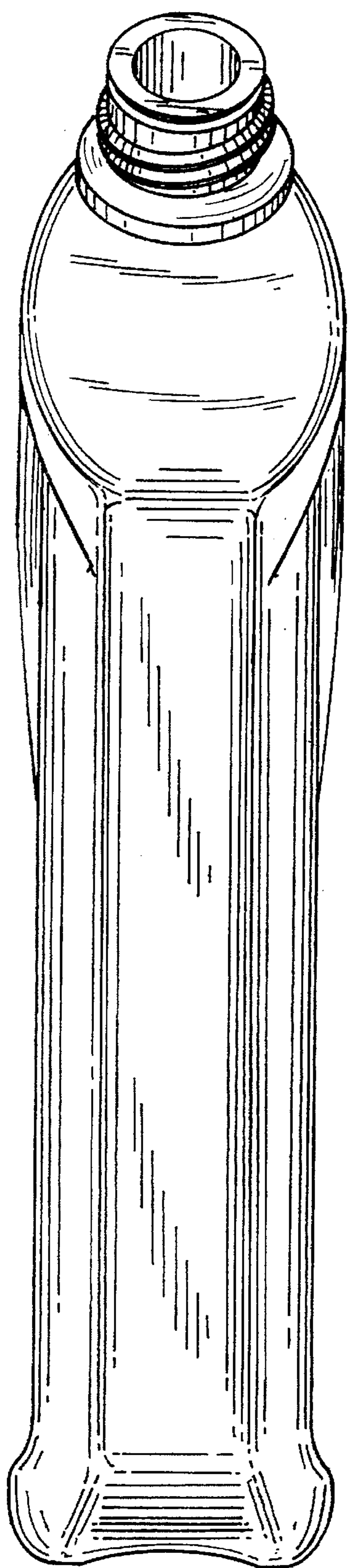


Fig. 4

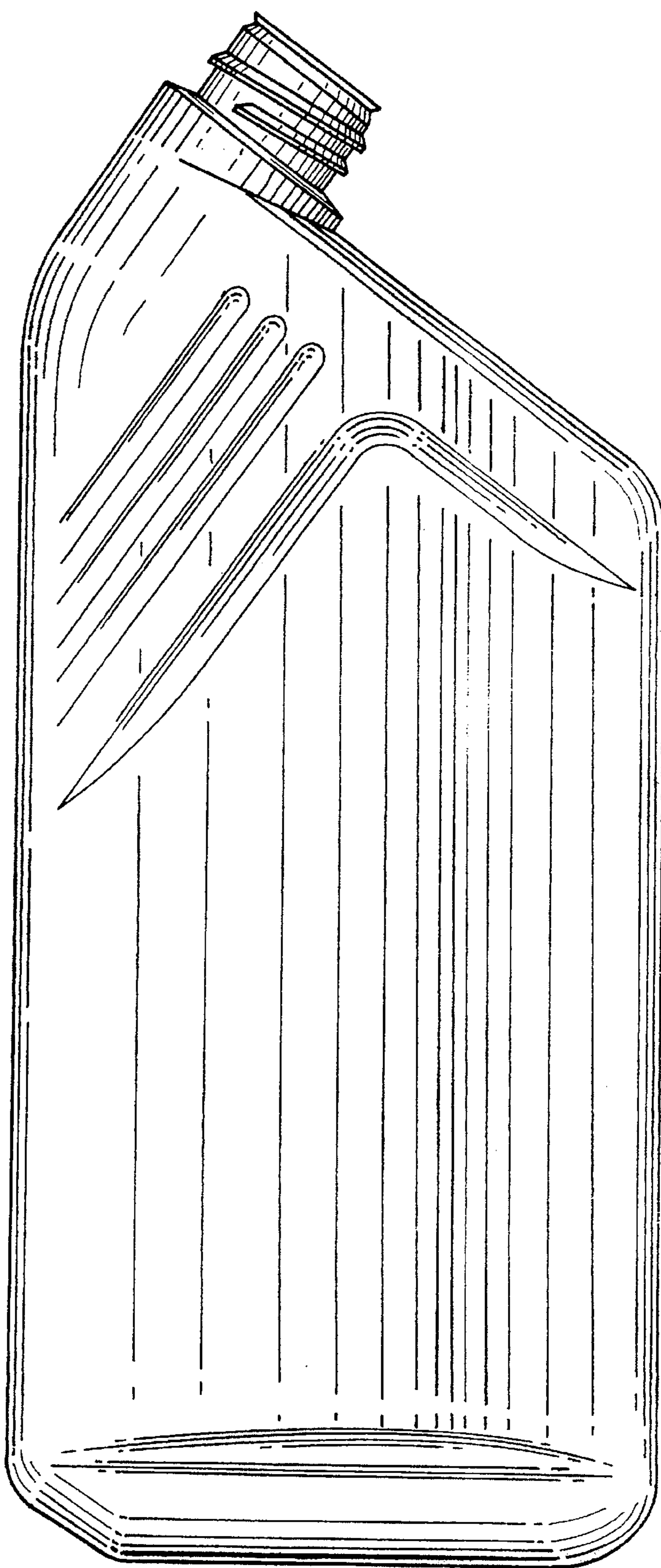


Fig. 5

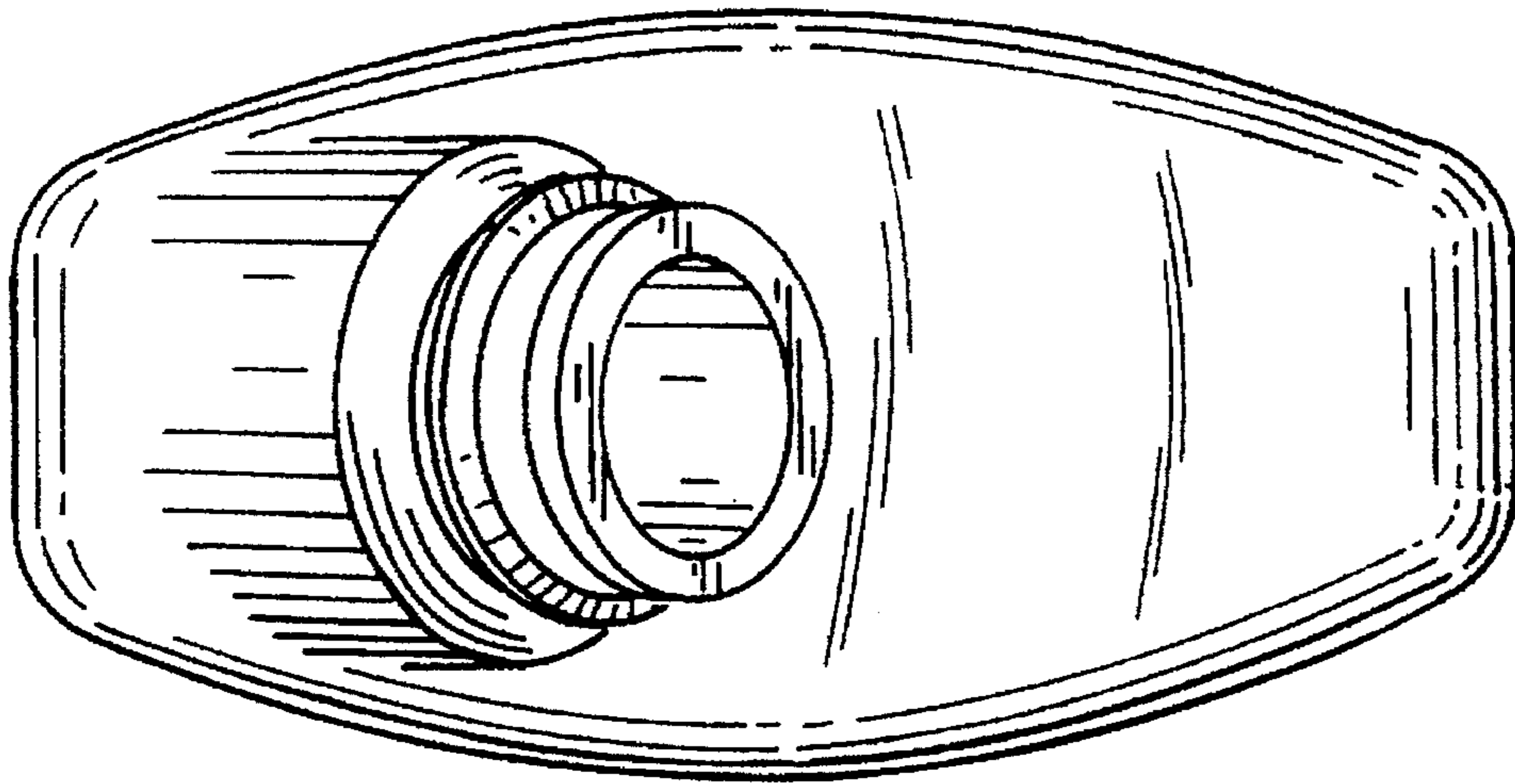


Fig. 6

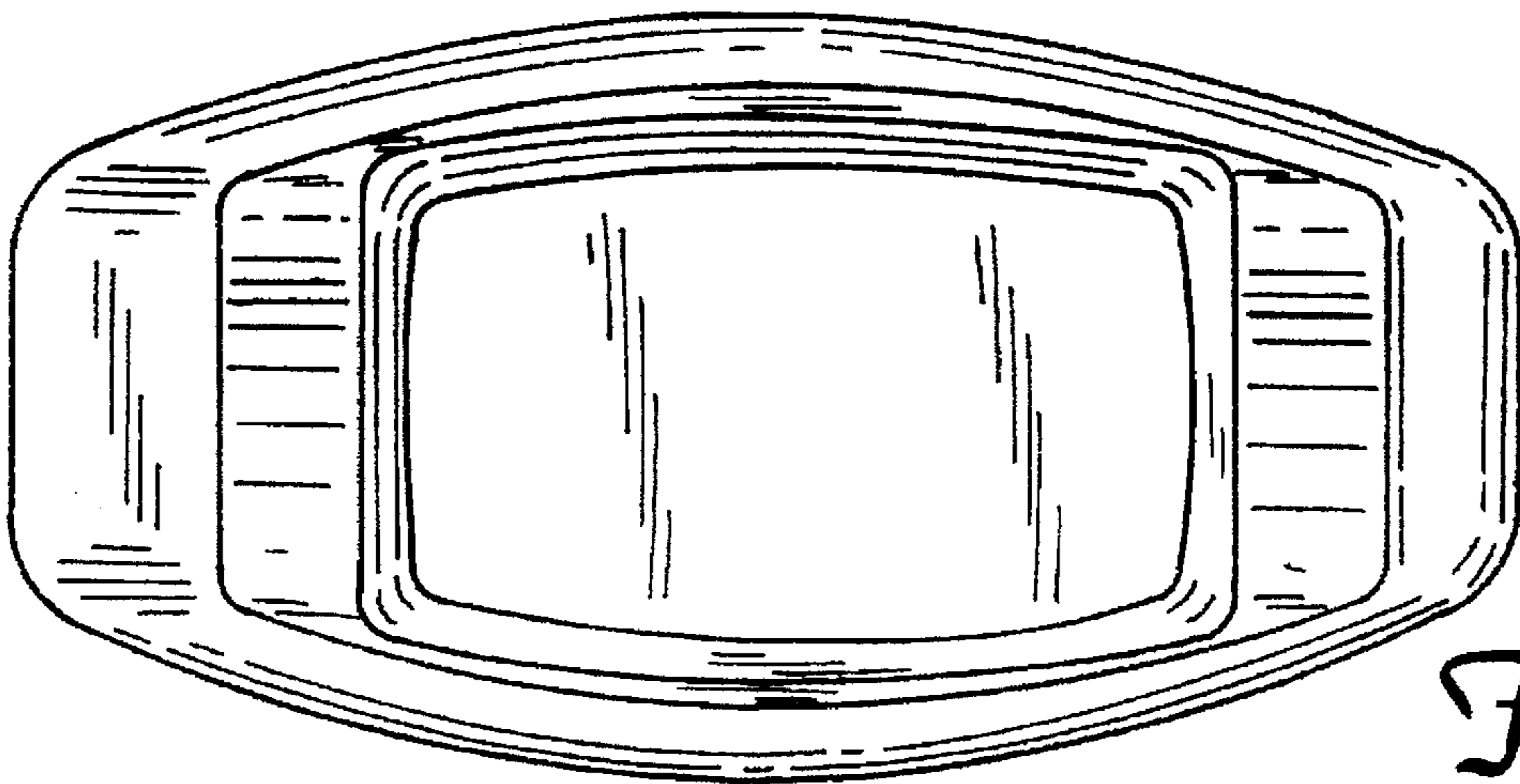


Fig 7