



US00D382202S

United States Patent [19]
Setty et al.

[11] **Patent Number: Des. 382,202**
[45] **Date of Patent: **Aug. 12, 1997**

[54] **CONTAINER CLOSURE STRIP**
[75] **Inventors: Thomas J. Setty, Florence; William C. Suski, Hartsville; Travis Selph, Darlington, all of S.C.**

3,676,271 7/1972 Hake et al. .
3,690,997 9/1972 Bofinger et al. .
3,812,993 5/1974 Yoshioka et al. 220/269 X
4,501,375 2/1985 Katsura et al. 220/270

[73] **Assignee: Sonoco Products Company, Hartsville, S.C.**

FOREIGN PATENT DOCUMENTS

269762 10/1950 Switzerland 220/270
637454 5/1950 United Kingdom 220/270

[**] **Term: 14 Years**

Primary Examiner—James Gandy
Assistant Examiner—Cathron B. Matta
Attorney, Agent, or Firm—Bell, Seltzer, Park & Gibson, P.A.

[21] **Appl. No.: 51,092**

[22] **Filed: Mar. 4, 1996**

[51] **LOC (6) Cl. 09-07**

[52] **U.S. Cl. D9/438**

[58] **Field of Search D9/434, 438, 499, D9/518; 220/269, 270, 276**

[57] **CLAIM**

The ornamental design for container closure strip, as shown and described.

DESCRIPTION

[56] **References Cited**

U.S. PATENT DOCUMENTS

D. 208,222 8/1967 Slomski D9/518
D. 263,563 3/1982 Ito D9/518
3,142,433 7/1964 Balocca .
3,189,214 6/1965 Henchert D9/438 X
3,211,323 10/1965 Foster D9/518 X
3,330,436 7/1967 Slomski .
3,366,269 1/1968 Slomski .
3,367,531 2/1968 Ellis .
3,409,200 11/1968 Balocca et al. .
3,469,727 9/1969 Acton D9/438 X
3,519,159 7/1970 Foss et al. D9/438 X
3,562,050 2/1971 Hake et al. .
3,598,675 8/1971 Bofinger et al. .

FIG. 1 is a front perspective view of a container closure strip showing the new design in its operative configuration mounted on a container;

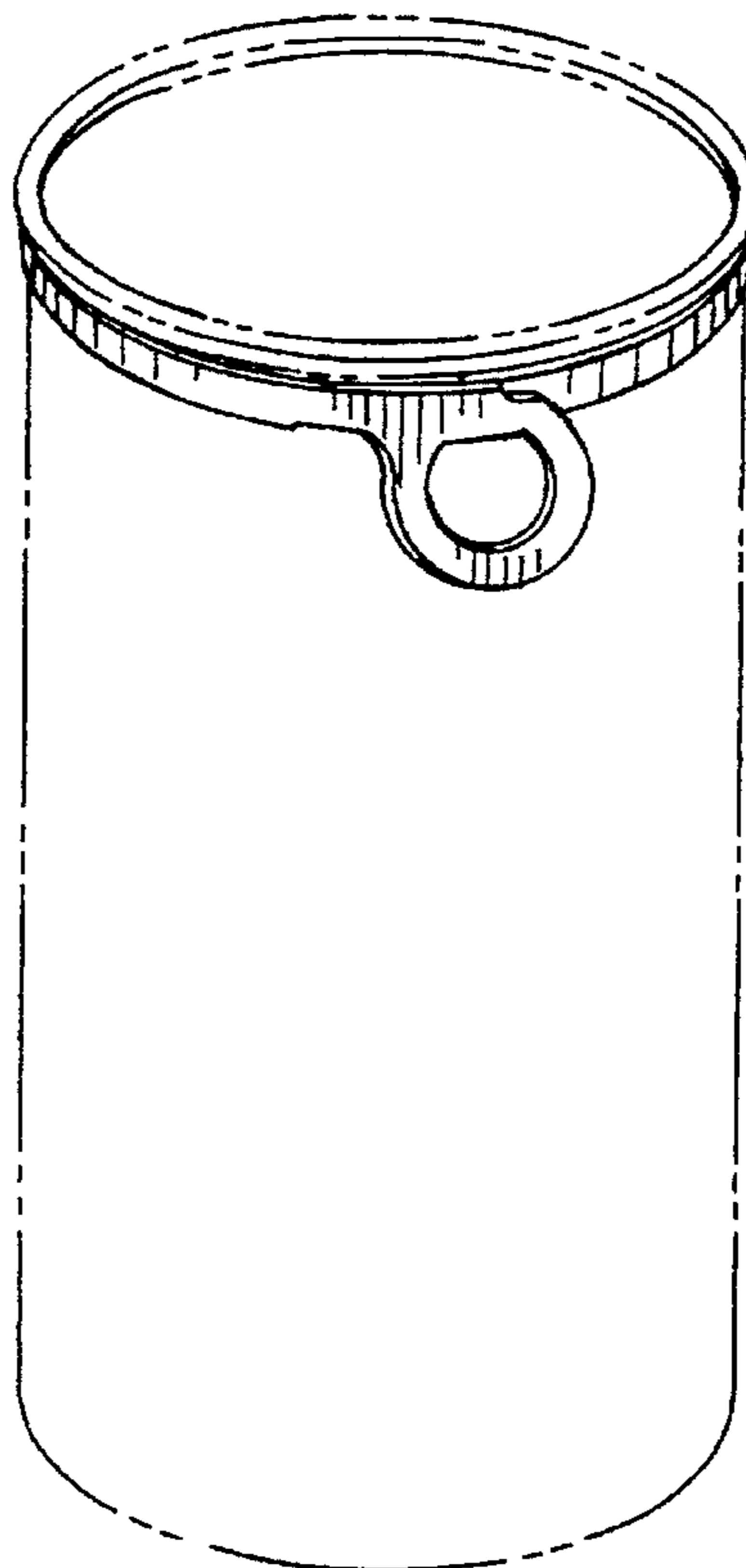
FIG. 2 is a rear perspective view of the container closure strip in its operative configuration as seen in FIG. 1;

FIG. 3 is a front elevation view of the container closure strip of FIGS. 1 and 2 in a flat configuration; and,

FIG. 4 is a side elevation view of the container closure strip of FIGS. 1 and 2 in a flat configuration.

The broken line showing of a container upon which the container closure strip of the present invention is mounted is for illustrative purposes only and forms no part of the claimed design.

1 Claim, 1 Drawing Sheet



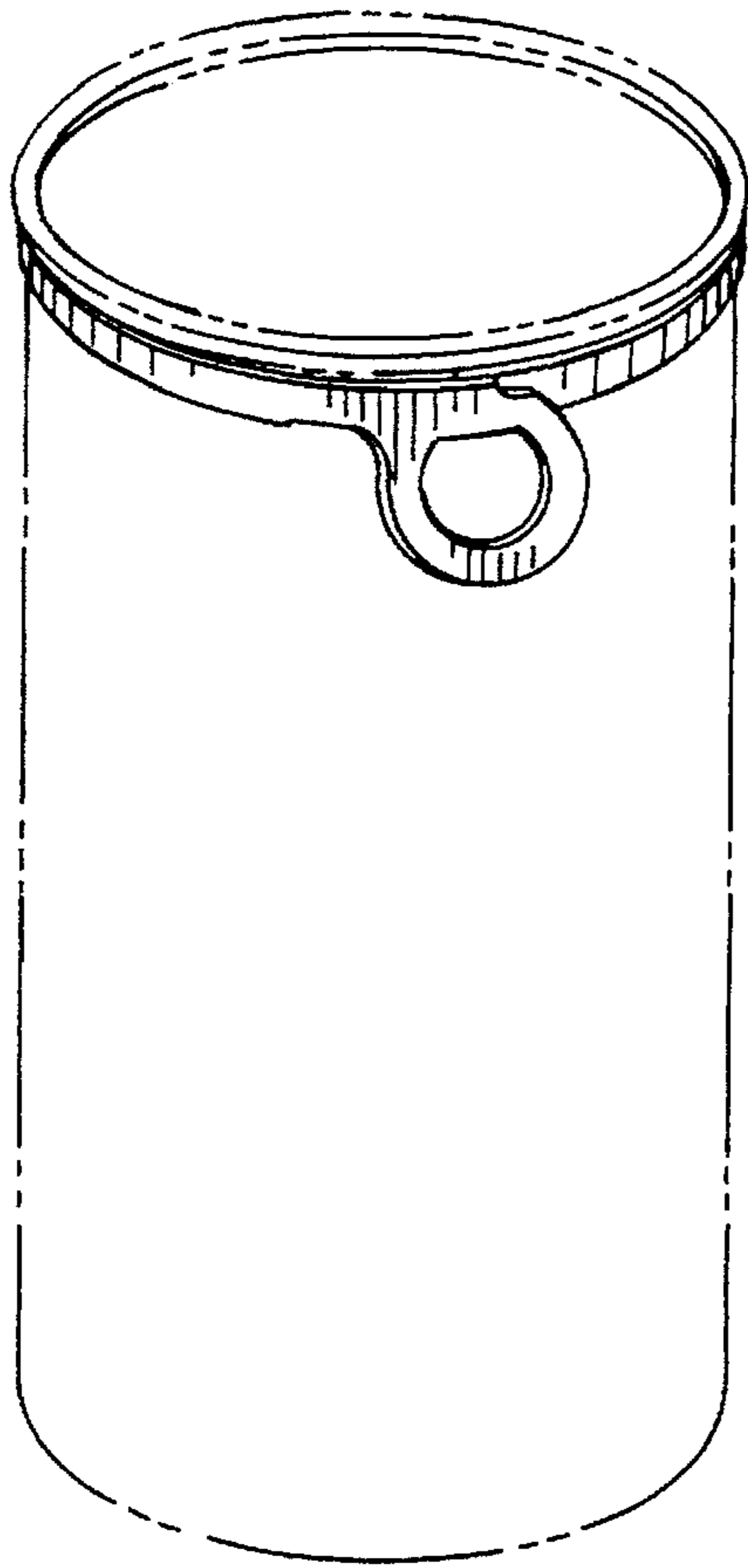


FIG. 1.




FIG. 2.

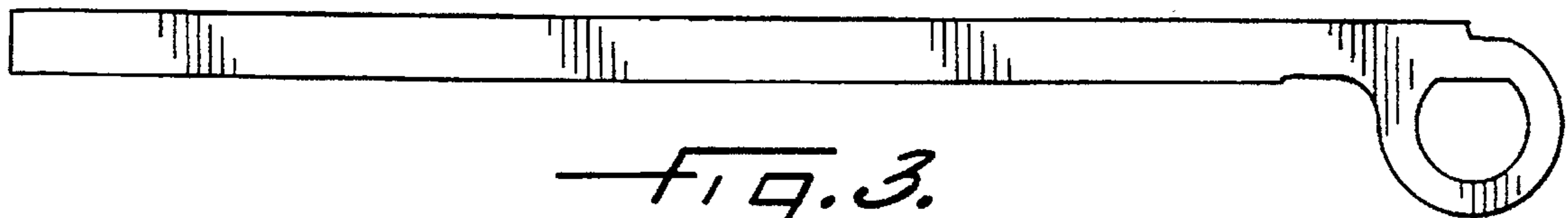


FIG. 3.



FIG. 4.