



US00D382190S

United States Patent [19]

[11] Patent Number: **Des. 382,190**

Blackston et al.

[45] Date of Patent: ****Aug. 12, 1997**

[54] HANDLE FOR A FOLDING HAND TOOL SET

5,450,774 9/1995 Chang 81/440
5,495,942 3/1996 Izhak 206/372

[75] Inventors: **Michael D. Blackston**, Plymouth;
Dennis A. Burda, Buffalo; **Mark L. Petroske**, Becker, all of Minn.

OTHER PUBLICATIONS

Time Motion Tools Catalog, 1993, Hex Key Set at top left corner of p. 50.

[73] Assignee: **Bondhus Corporation**, Monticello, Minn.

Primary Examiner—Philip S. Hyder
Attorney, Agent, or Firm—Mueting, Raasch, Gebhardt & Schwappach, P.A.

[**] Term: **14 Years**

[21] Appl. No.: **50,291**

[57] CLAIM

[22] Filed: **Feb. 14, 1996**

The ornamental design for a handle for a folding hand tool set, as shown and described.

[51] LOC (6) Cl. **08-03**

DESCRIPTION

[52] U.S. Cl. **D8/107; D8/105; D8/85**

[58] Field of Search D8/107, 21, 29,
D8/105, 99, 85; 81/440; 7/168, 170, 118

FIG. 1 is a front, top and right end perspective view of a handle for a folding hand tool set showing my new design, wherein the broken line showing of the tools are for illustrative purposes only and form no part of the claimed design; FIG. 2 is a top plan view of the handle for a folding hand tool set of FIG. 1;

[56] References Cited

U.S. PATENT DOCUMENTS

D. 332,211	1/1993	Scott, III	D8/107
D. 342,433	12/1993	Sorenson	D8/107
D. 364,327	11/1995	Graham	D8/99
647,528	4/1900	Schmidt	.	
1,337,769	4/1920	Hemming	.	
1,398,583	11/1921	Bovee	.	
1,500,852	7/1924	Shephard	.	
2,332,656	10/1943	Mirando	30/22
3,061,927	11/1962	Von Frankenberg et al.	30/156
4,384,499	5/1983	Shockley	81/440
4,882,841	11/1989	Margolis	30/125
5,062,173	11/1991	Collins et al.	7/118
5,320,004	6/1994	Hsiao	81/440

FIG. 3 is a front view of the handle for a folding hand tool set of FIG. 1;

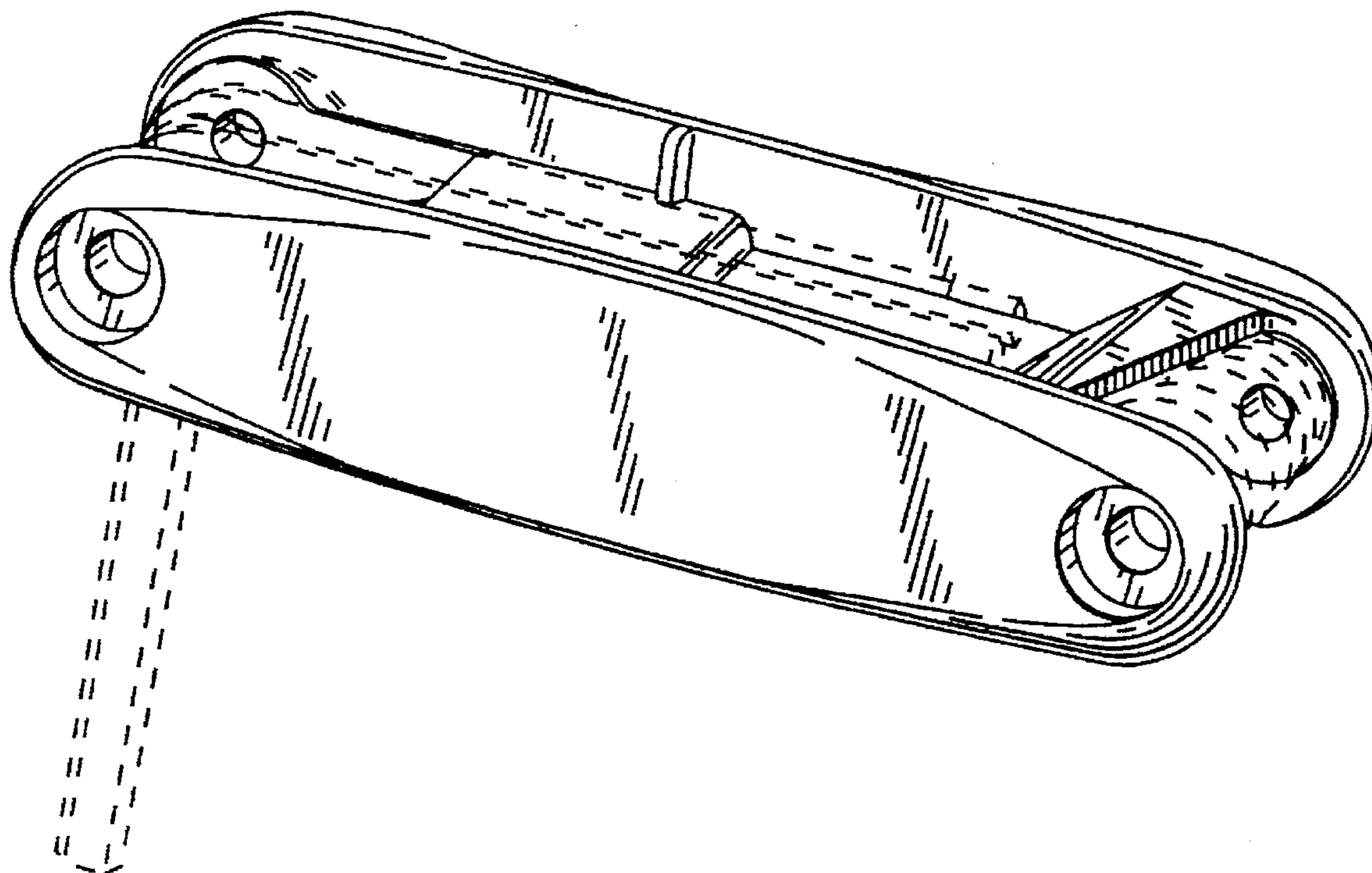
FIG. 4 is a bottom plan views of the handle for a folding hand tool set of FIG. 1;

FIG. 5 is a rear view of the handle for a folding hand tool set of FIG. 1;

FIG. 6 is a left end view of the handle for a folding hand tool set of FIG. 1; and,

FIG. 7 is a right end view of the handle for a folding hand tool set of FIG. 1.

1 Claim, 2 Drawing Sheets



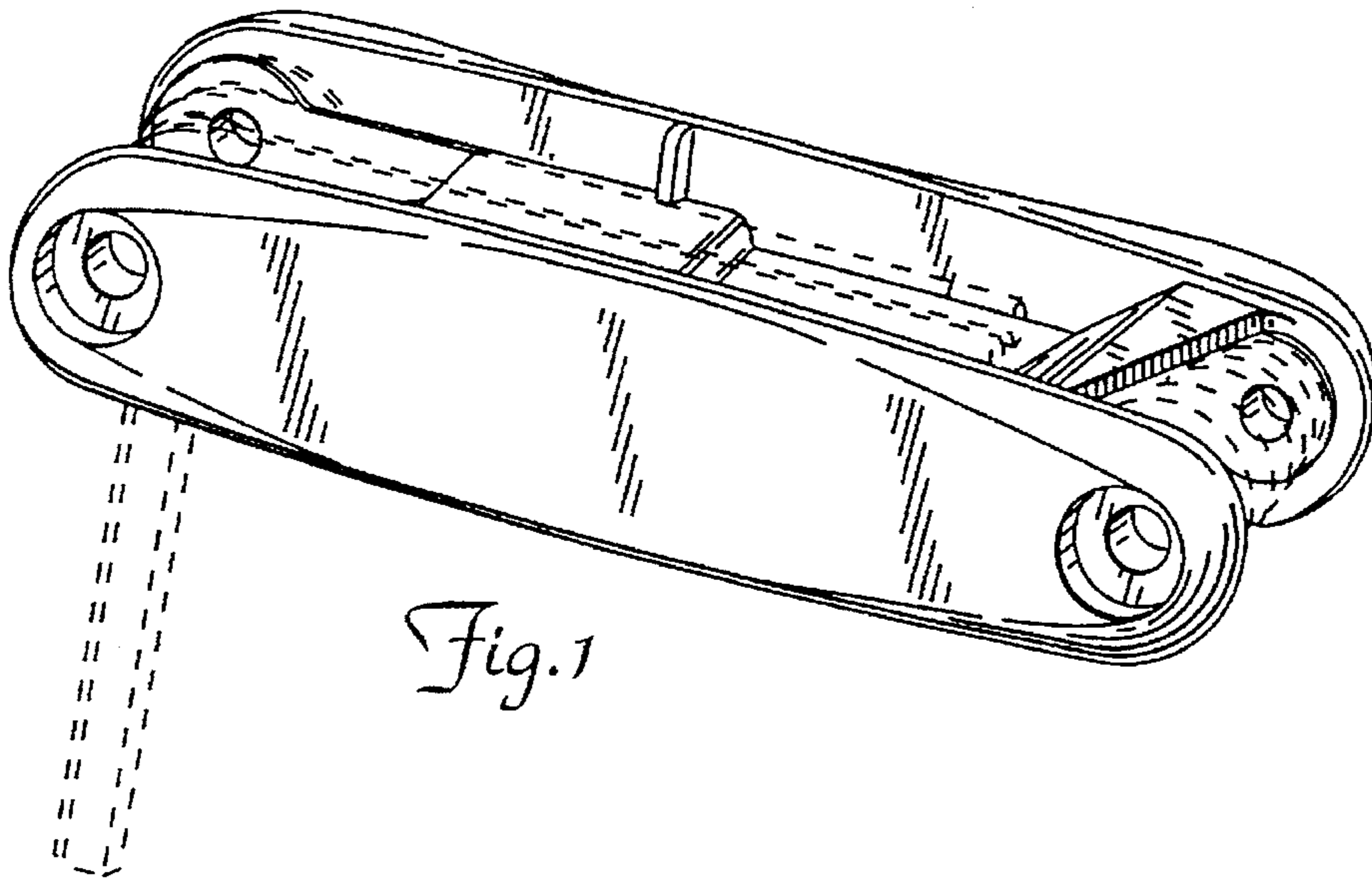


Fig. 1

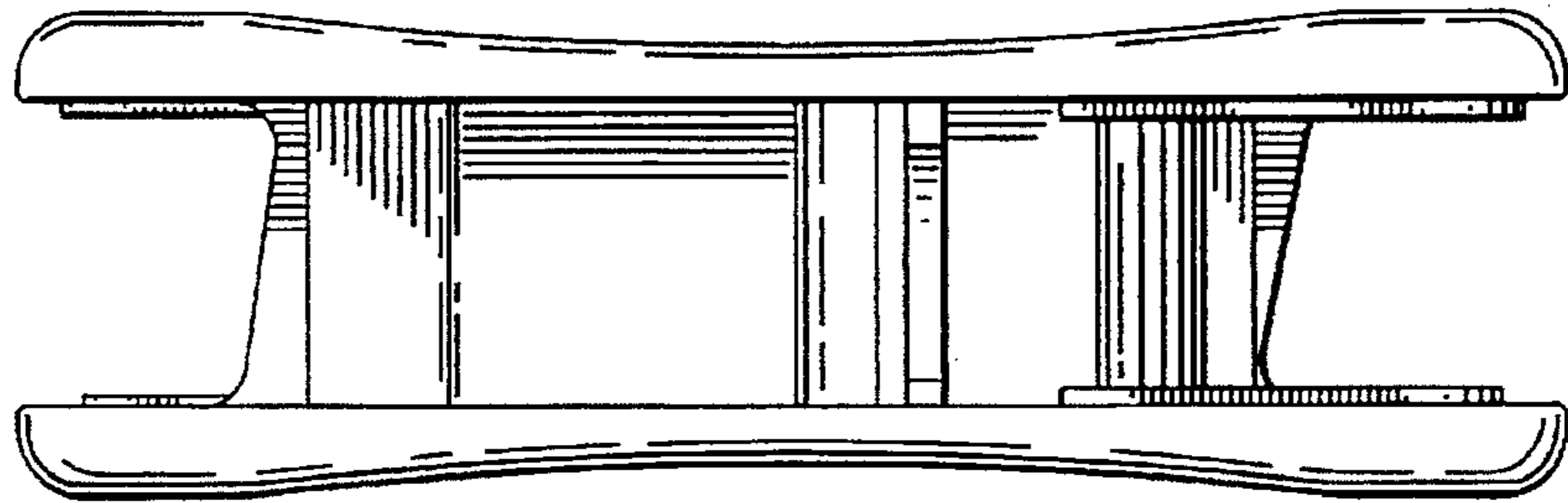


Fig. 2

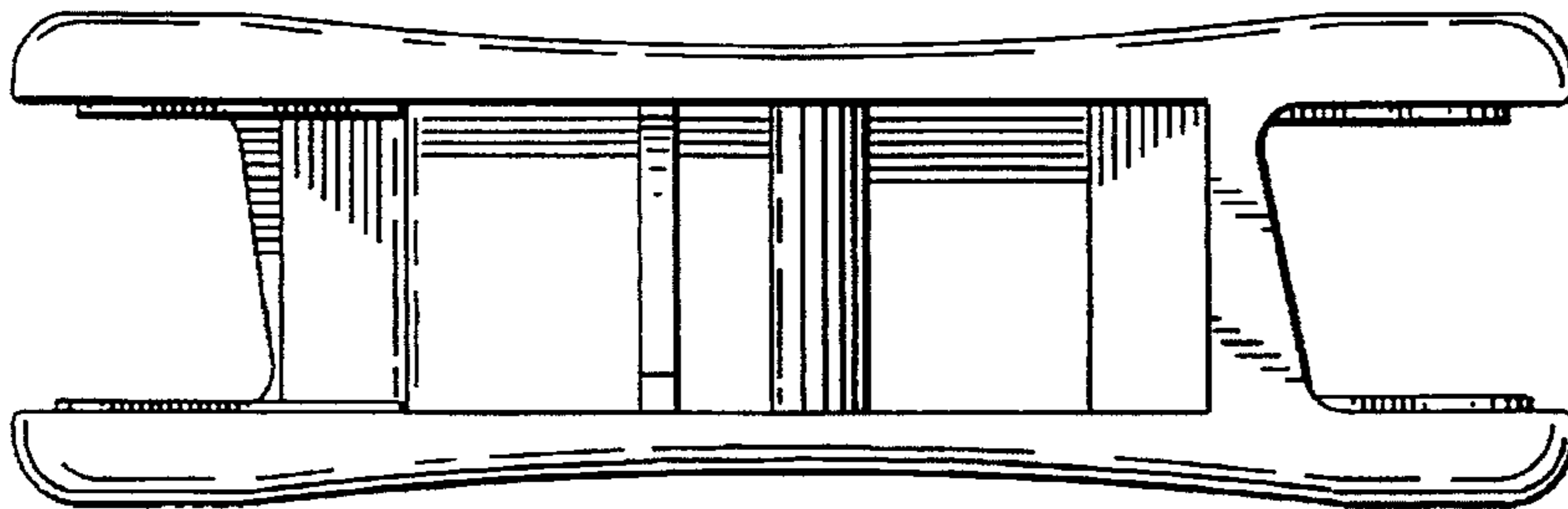


Fig. 4



Fig. 5

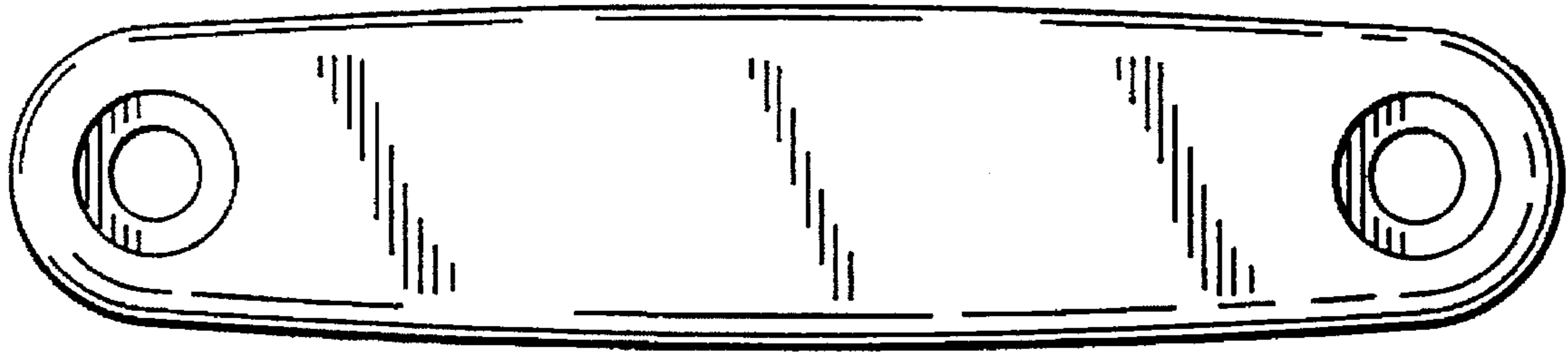


Fig. 3

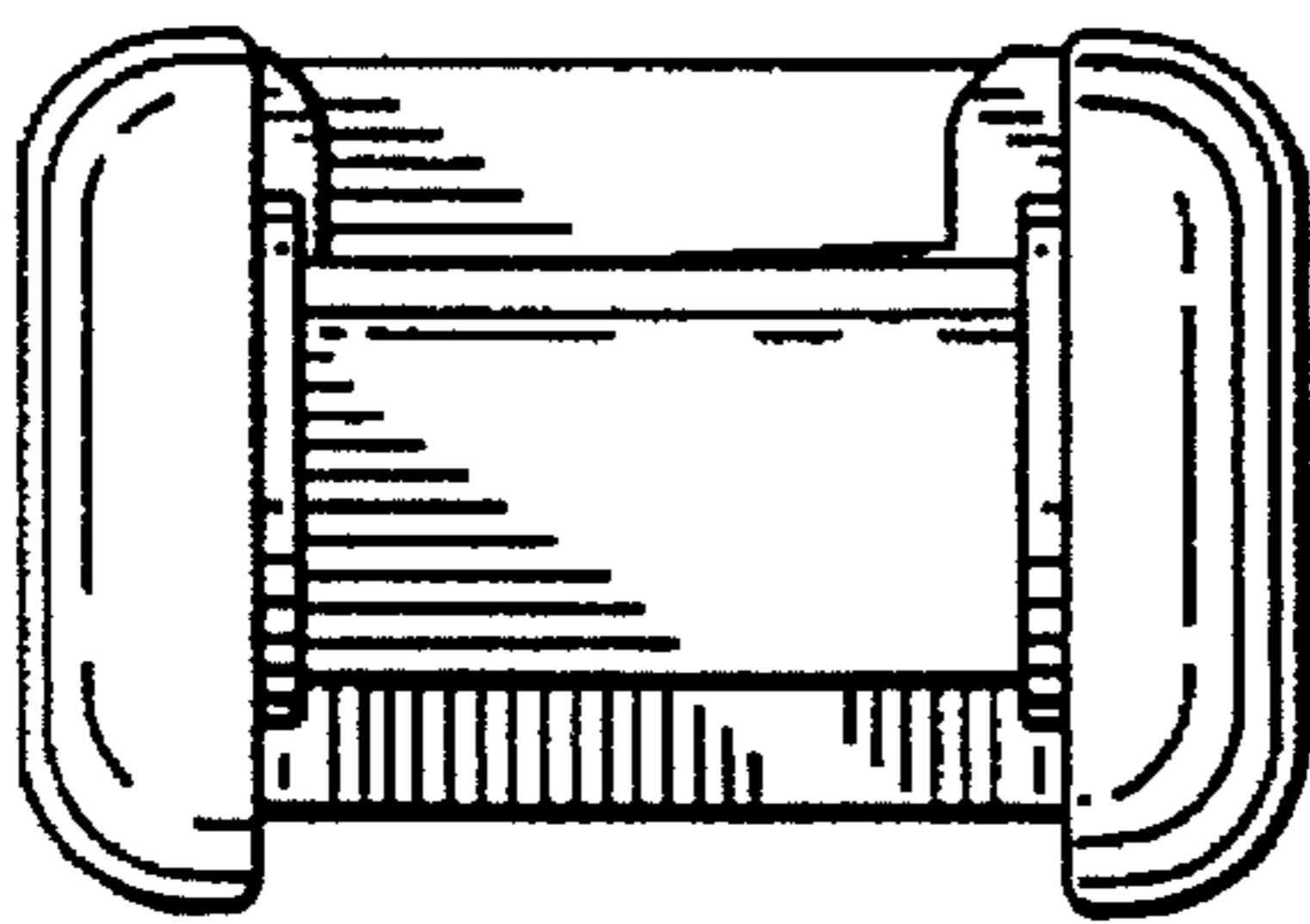


Fig. 6




Fig. 7