



US00D382189S

United States Patent [19]
Viele

[11] **Patent Number: Des. 382,189**

[45] **Date of Patent: **Aug. 12, 1997**

[54] **FOLDING KNIFE**

[75] **Inventor: Howard J. Viele, Westwood, N.J.**

[73] **Assignee: Spyderco, Inc., Golden, Colo.**

[**] **Term: 14 Years**

[21] **Appl. No.: 48,512**

[22] **Filed: Jan. 2, 1996**

[51] **LOC (6) Cl. 08-03**

[52] **U.S. Cl. D8/99**

[58] **Field of Search** D8/98, 99; D22/118;
30/151, 152, 153, 154, 155, 156, 157, 158,
159, 160, 161, 162

[56] **References Cited**

U.S. PATENT DOCUMENTS

D. 321,820	11/1991	Russel	D8/99
D. 344,006	2/1994	Glesser	D8/99
D. 356,723	3/1995	Sakai	D8/99
D. 366,408	1/1996	Sessions et al.	D8/99
4,985,998	1/1991	Howard	30/158
5,060,379	10/1991	Neely	30/157

OTHER PUBLICATIONS

Atlanta Cutlery Catalog, 1994, p. 7, Benchmade Knives.

Primary Examiner—Philip S. Hyder
Attorney, Agent, or Firm—Sheridan Ross P.C.

[57] **CLAIM**

The ornamental design for a folding knife, as shown and described.

DESCRIPTION

FIG. 1 is a rear elevational view of a knife showing my new design;

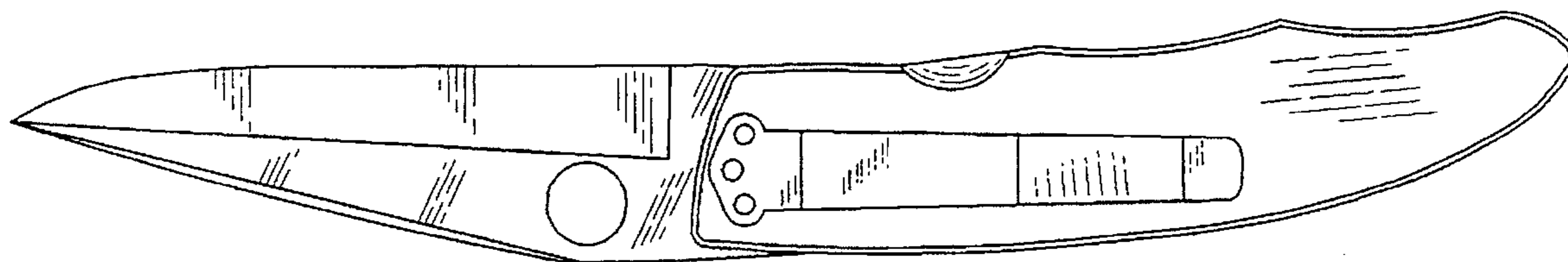
FIG. 2 is a top plan view of the knife illustrated in FIG. 1; FIG. 3 is a front elevational view of the knife illustrated in FIG. 1;

FIG. 4 is a bottom plan view of the knife illustrated in FIG. 1;

FIG. 5 is a left side view of the knife illustrated in FIG. 1; FIG. 6 is a right side view of the knife illustrated in FIG. 1; and,

FIG. 7 is a perspective view of the knife illustrated in FIG. 1.

1 Claim, 3 Drawing Sheets



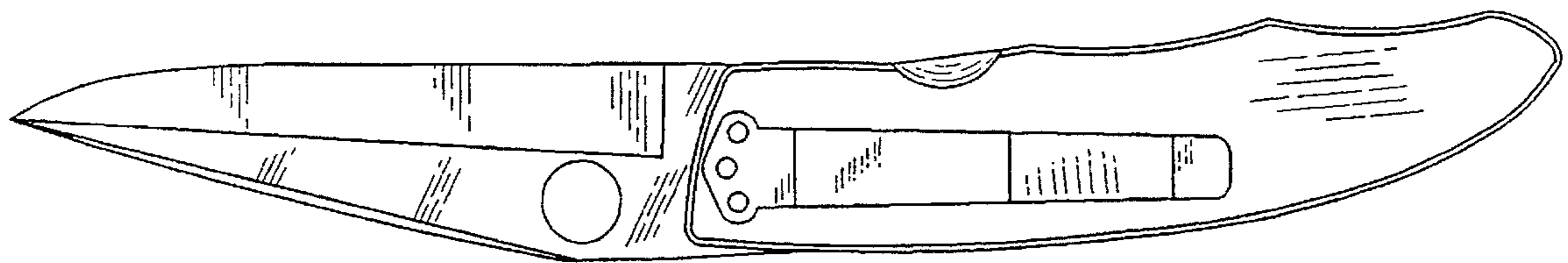


Fig. 1

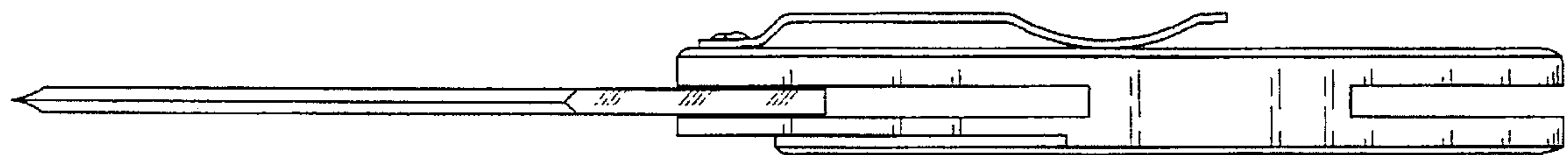


Fig. 2




Fig. 3

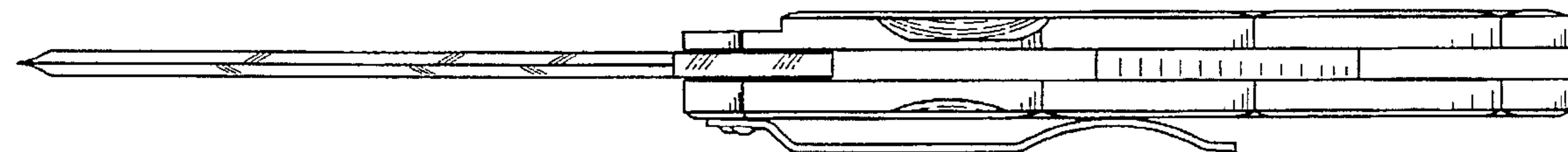


Fig. 4

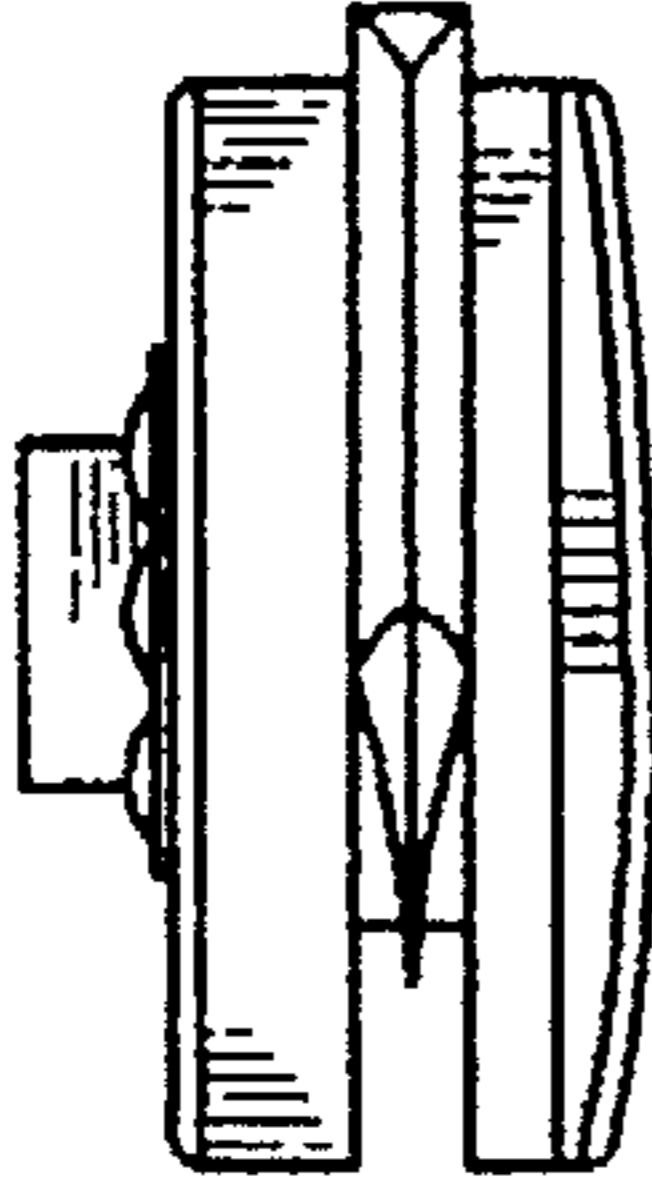


Fig. 5

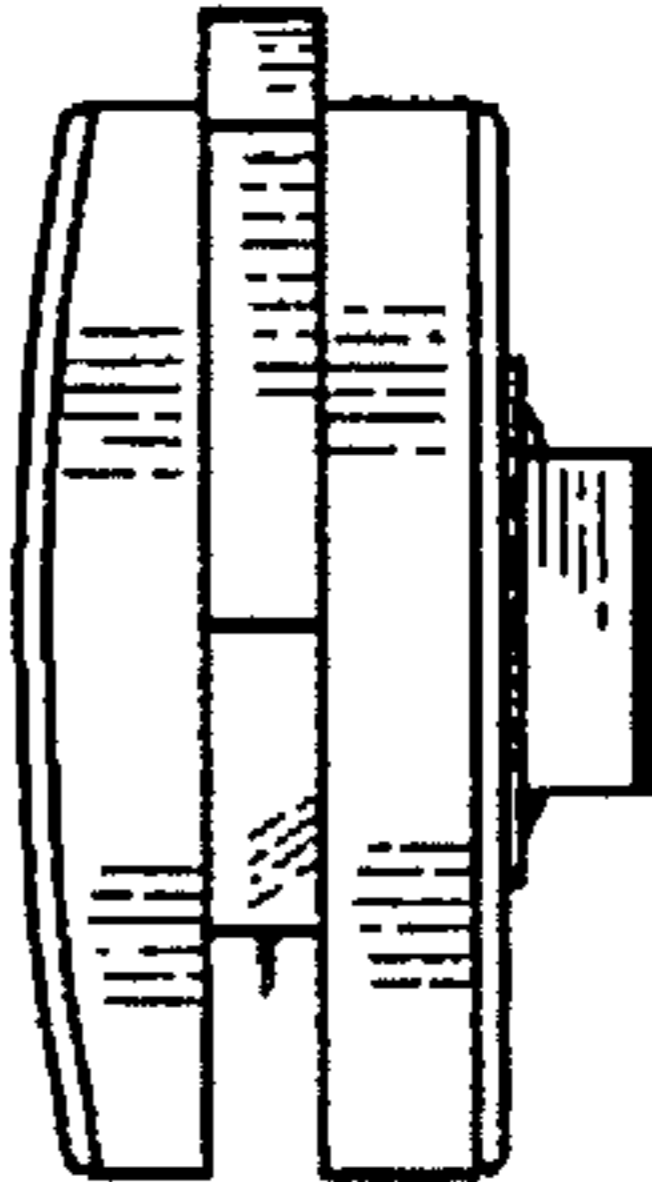


Fig. 6

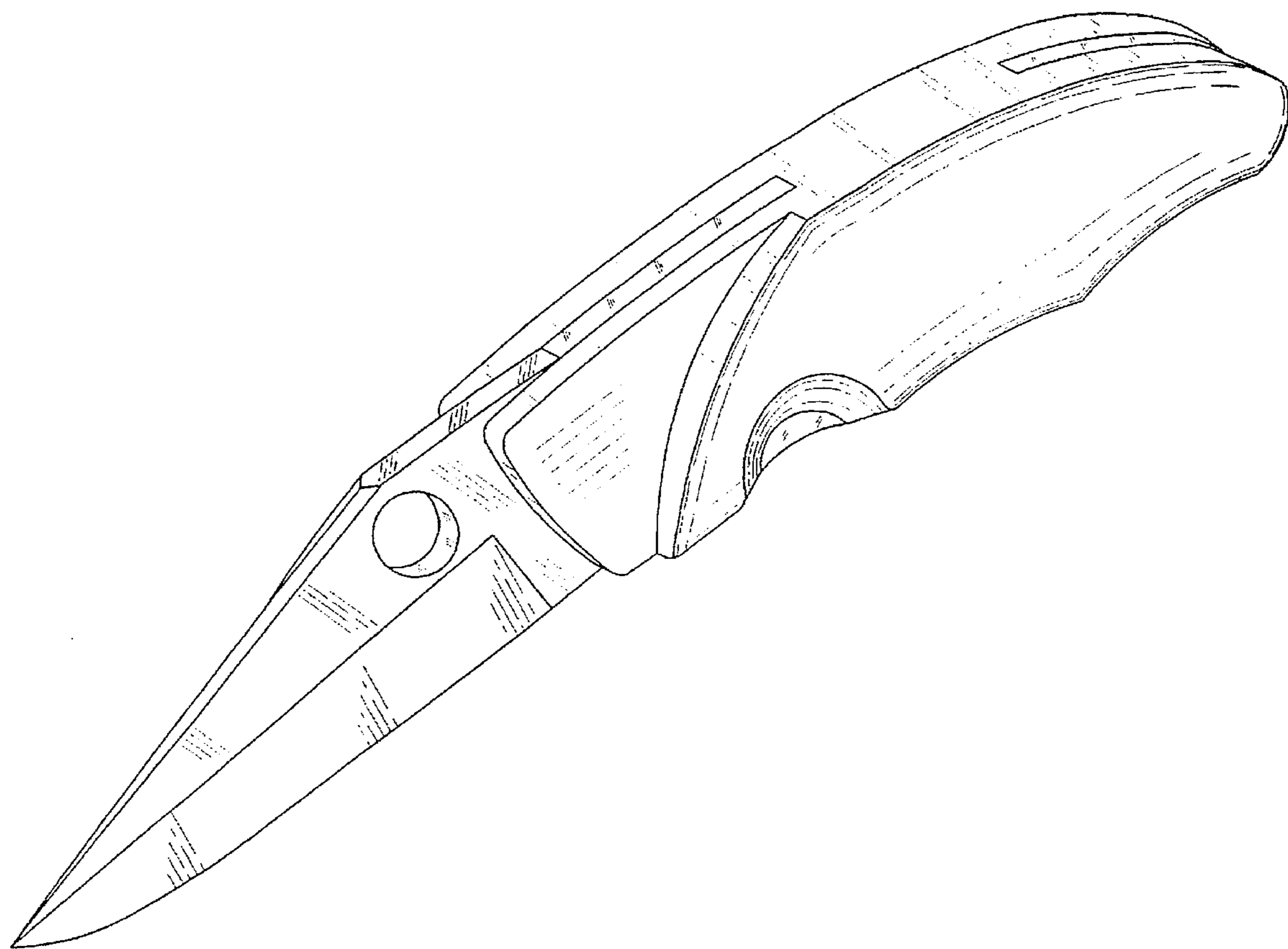


Fig. 7