



US00D382187S

United States Patent [19]

Hibben

[11] Patent Number: **Des. 382,187**

[45] Date of Patent: ****Aug. 12, 1997**

[54] **AXE**

[75] Inventor: **Gil Hibben**, LaGrange, Ky.

[73] Assignee: **United Cutlery Corporation**,
Sevierville, Tenn.

[**] Term: **14 Years**

[21] Appl. No.: **50,278**

[22] Filed: **Feb. 13, 1996**

[51] **LOC (6) Cl.** **08-02**

[52] **U.S. Cl.** **D8/76; D22/118**

[58] **Field of Search** **D22/118; D8/76,**
D8/81; 30/308.1, 308.2

D. 278,967	5/1985	Hewitt	D8/76
D. 299,414	1/1989	Bajza et al.	D8/76 X
D. 318,896	8/1991	Crain	D8/76 X
1,578,502	3/1926	Estwing	30/308.1
1,614,949	1/1927	Finley	30/308.2

OTHER PUBLICATIONS

Knives & Knifemakers by Latham ©1973, p. 76, Winchester Press.

Primary Examiner—Doris V. Coles

Attorney, Agent, or Firm—Lalos & Keegan

[57] CLAIM

The ornamental design for an axe, as shown and described.

DESCRIPTION

FIG. 1 is a side view of the axe embodying my design, with the opposite side being a mirror image thereof;

FIG. 2 is a top view thereof;

FIG. 3 is a bottom view thereof;

FIG. 4 is a front view thereof; and,

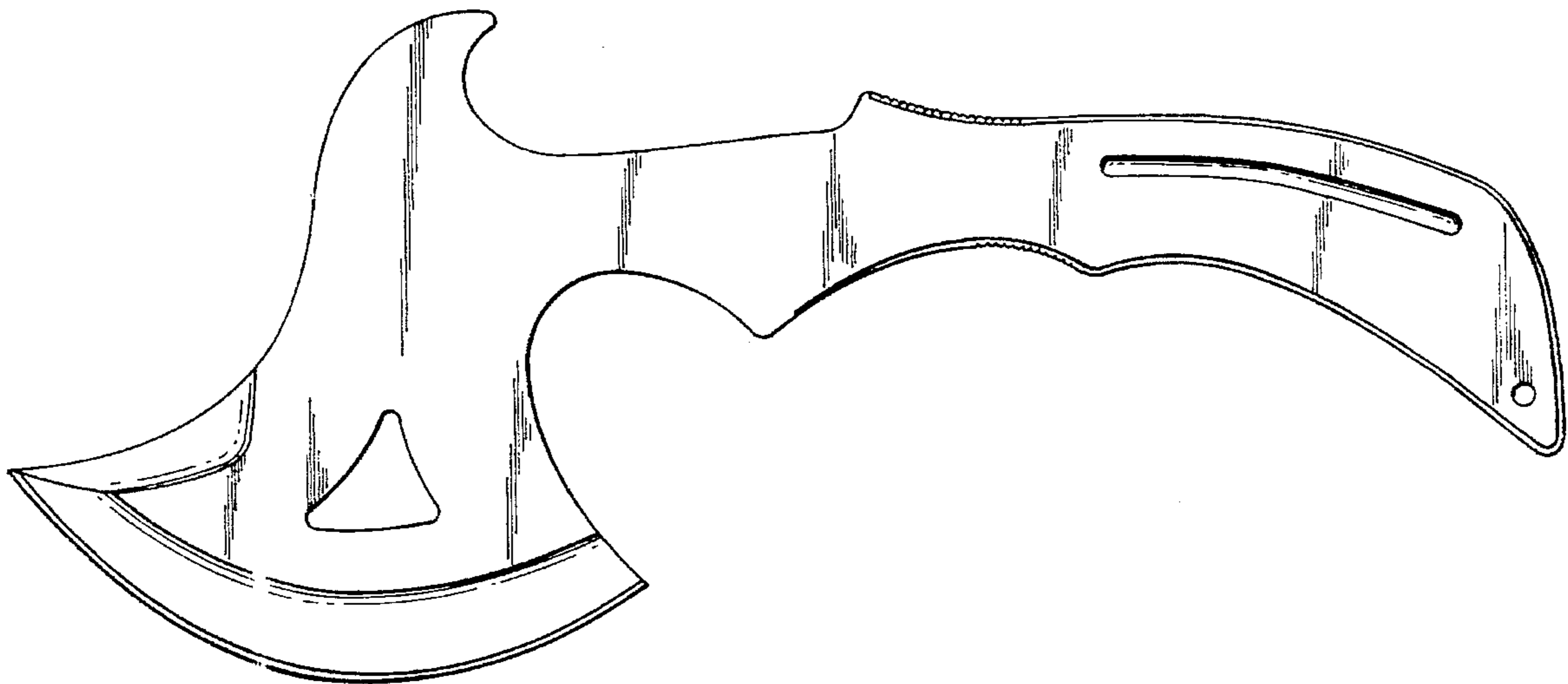
FIG. 5 is a rear view thereof.

1 Claim, 1 Drawing Sheet

[56] References Cited

U.S. PATENT DOCUMENTS

D. 45,761	5/1914	Miller	D8/76
D. 120,609	5/1940	Arnsbarger	D8/76
D. 163,911	7/1951	Sutter	D8/76
D. 233,405	10/1974	Frey	D8/76
D. 263,112	2/1982	Ressel	D8/76 X
D. 270,654	9/1983	Barrett	D8/76 X



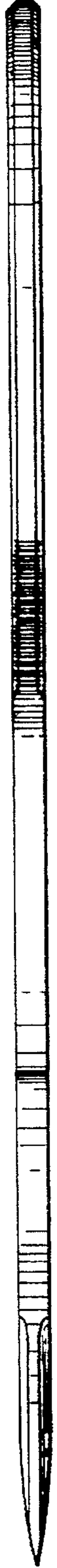


FIG. 2

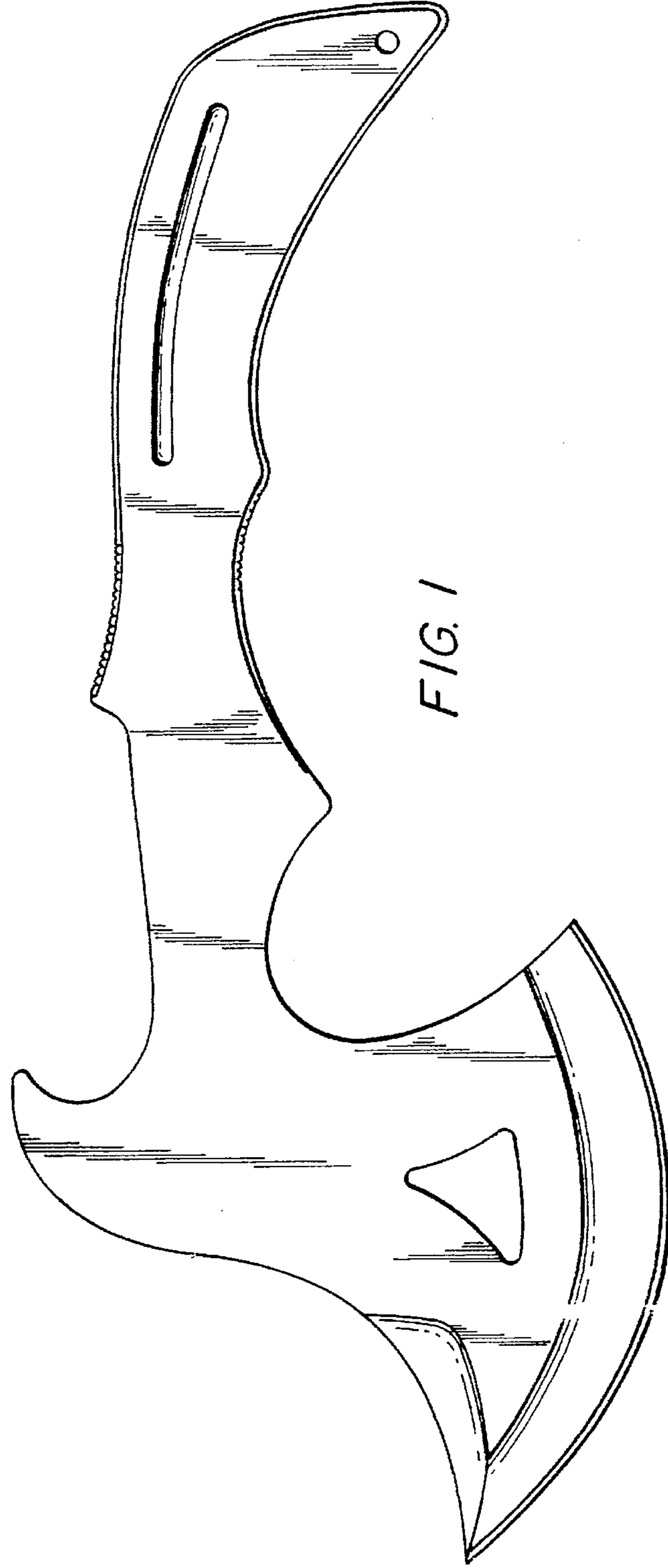


FIG. 1

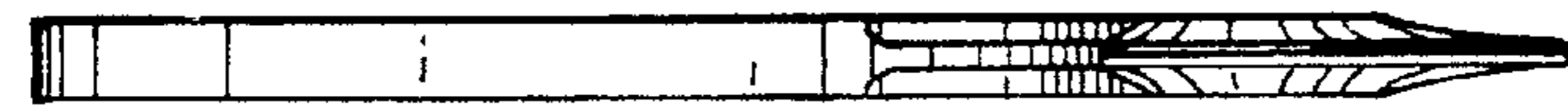


FIG. 4

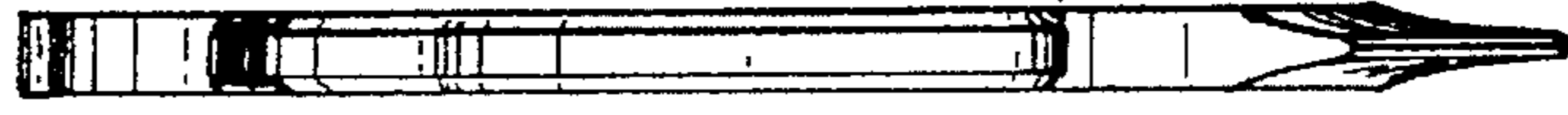


FIG. 5



FIG. 3