

US00D382186S

United States Patent [19]

[11] Patent Number: Des. 382,186

Gakhar et al.

[45] Date of Patent: ***Aug. 12, 1997

[54] SAW BLADE

[75] Inventors: Ved P. Gakhar; Donald C. Pennington, Jr.; David H. Byrley; Alexander Grishin; Richard A. Dossett; Manfred W. Schmidt, all of Louisville, Ky.

[73] Assignee: Credo Tool Company, Woodburn, Oreg.

[*] Notice: The portion of the term of this patent subsequent to Jul. 8, 2011, has been disclaimed.

[**] Term: 14 Years

[21] Appl. No.: 36,998

[22] Filed: Mar. 29, 1995

[51] LOC (6) Cl. 08-03

[52] U.S. Cl. D8/70

[58] Field of Search D8/20, 70; 83/676, 83/835, 836, 837, 838, 846, 847, 848, 849, 850

[56] References Cited

U.S. PATENT DOCUMENTS

D. 31,362	8/1899	McDonner	D8/20
199,851	1/1878	Milligan	83/835
1,083,645	1/1914	Wettstein	83/835
5,182,976	2/1993	Wittkopp	83/835
5,351,595	10/1994	Johnston	83/848
5,438,900	8/1995	Sundström	83/676

OTHER PUBLICATIONS

Sears Craftsman Cut-off Blade, #2 on p. 24, Sears Craftsman Tool Catalog, Jul. 31, 1980.

Sears Craftsman Aluminum Cutting Blade, #6 on p. 24, Sears Craftsman Tool Catalog, Jul. 31, 1980.

CMT Tools' Premium Industrial Guide Carbide Blade, advertisement top right and left corners of p. 107, *Fine Woodworking Magazine*, Jan./Feb. 1993.

Primary Examiner—James Gandy

Attorney, Agent, or Firm—Middleton & Reutlinger; James C. Eaves, Jr.

[57] CLAIM

The ornamental design for a saw blade, as shown and described.

DESCRIPTION

FIG. 1 is a front, left side perspective view on an enlarged scale of a saw blade made in accordance with the present invention;

FIG. 2 is a front view of the saw blade of FIG. 2;

FIG. 3 is a left side view of the saw blade of FIG. 2;

FIG. 4 is a top side view of the saw blade of FIG. 2;

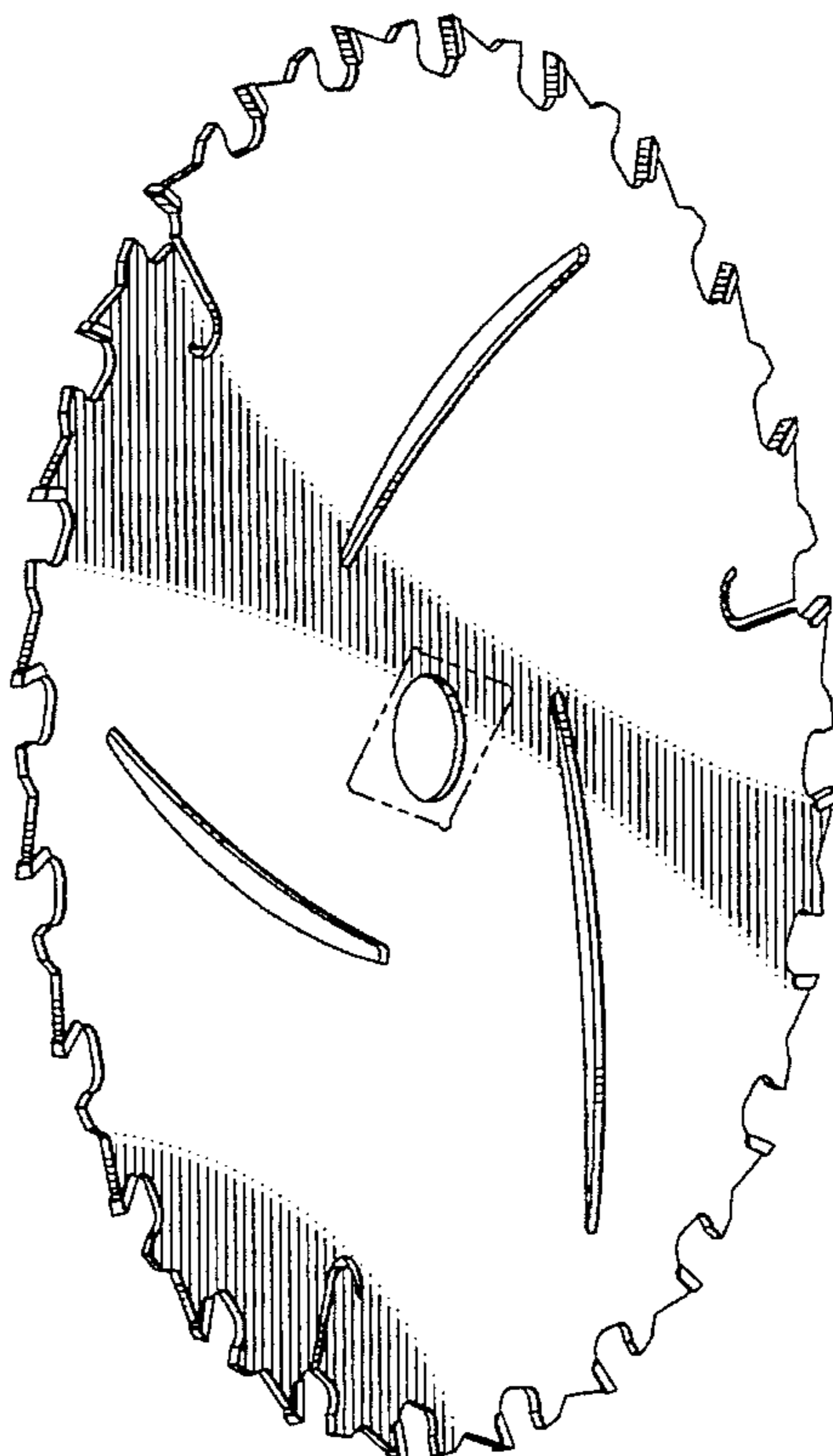
FIG. 5 is a right side view of the saw blade of FIG. 2;

FIG. 6 is a bottom side view of the saw blade of FIG. 2; and,

FIG. 7 is a back view of the saw blade of FIG. 1.

The broken line showing the knock-out is for illustrative purposes only and forms no part of the claimed design.

1 Claim, 3 Drawing Sheets



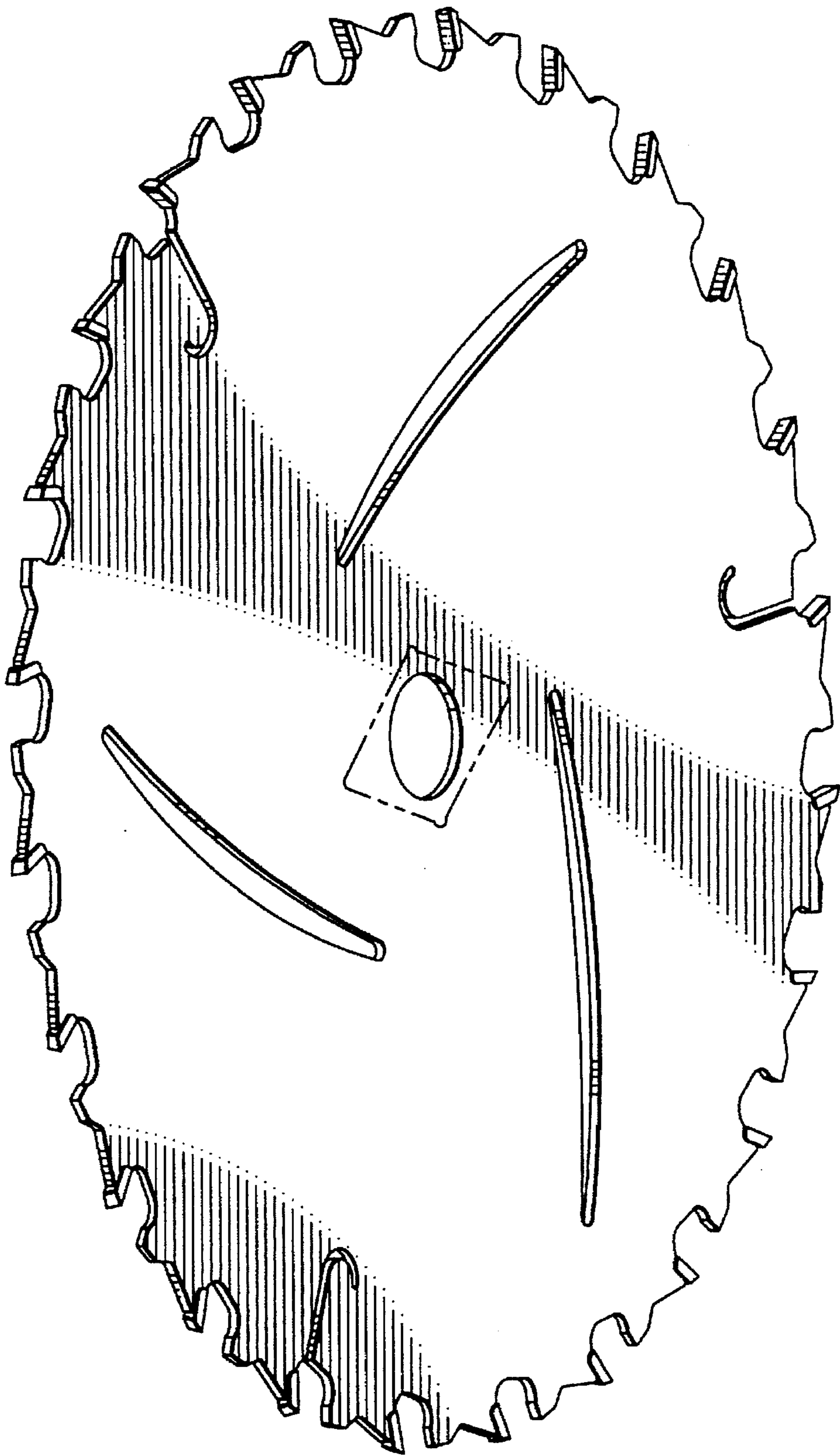


FIG. 1



FIG. 6

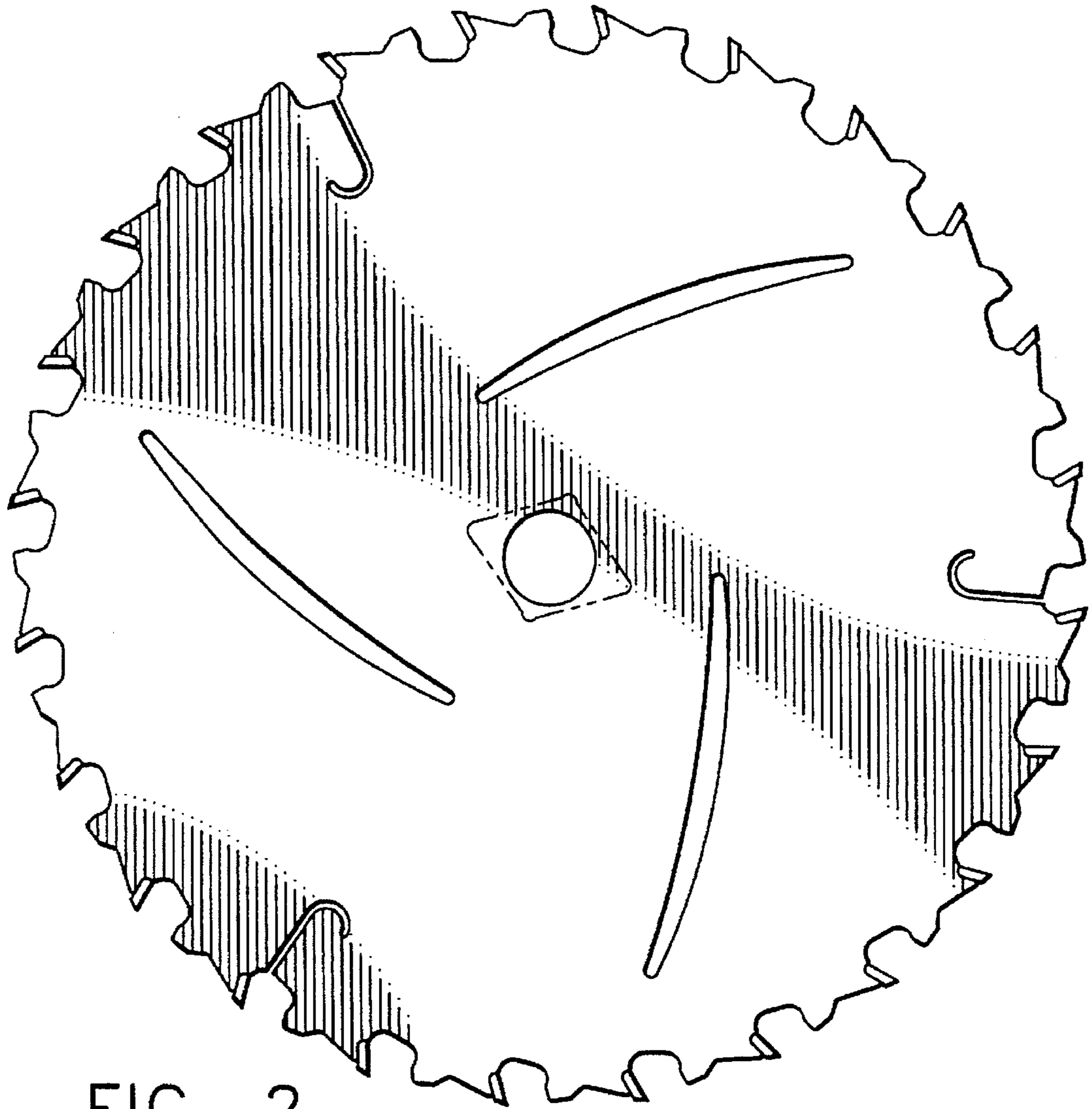


FIG. 2



FIG. 4

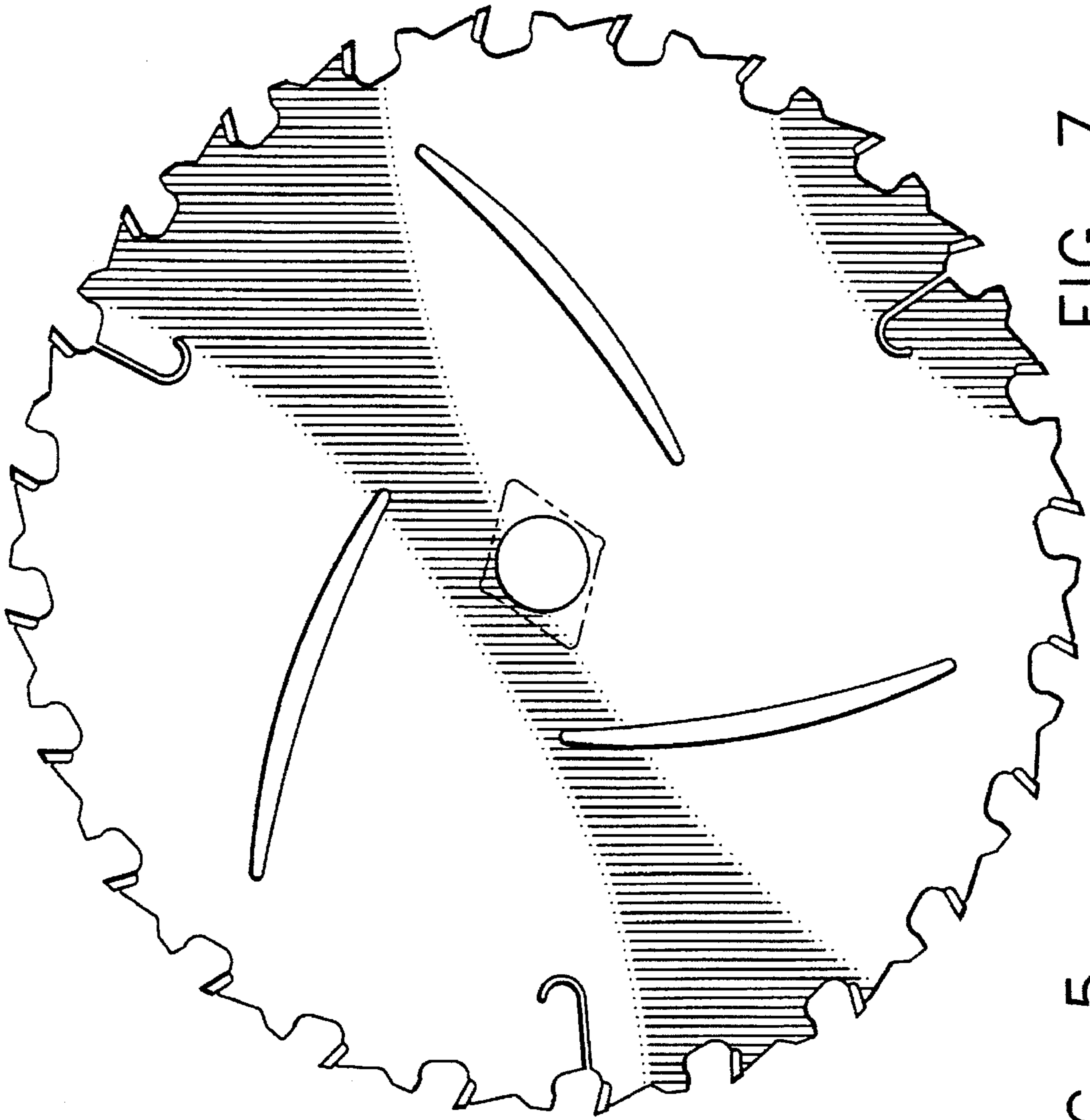


FIG. 7

FIG. 5



FIG. 3