



US00D382178S

**United States Patent** [19]  
**Milbury**

[11] **Patent Number: Des. 382,178**

[45] **Date of Patent: \*\*Aug. 12, 1997**

[54] **WEED DIGGER**

[76] **Inventor: Thomas G. Milbury, 26 Carolina Dr.,  
New City, N.Y. 10956**

[\*\*] **Term: 14 Years**

[21] **Appl. No.: 56,853**

[22] **Filed: Jul. 10, 1996**

[51] **LOC (6) Cl. .... 08-01**

[52] **U.S. Cl. .... D8/1**

[58] **Field of Search ..... D8/1, 9; 172/22,  
172/378; 294/50.8, 50.9**

[56] **References Cited**

**U.S. PATENT DOCUMENTS**

D. 25,867 8/1896 Thompson ..... D8/356  
3,011,563 12/1961 Ceretti et al. .... 172/22  
4,633,957 1/1987 Prost ..... 172/22

**FOREIGN PATENT DOCUMENTS**

191646 1/1923 United Kingdom ..... 172/22

*Primary Examiner*—Holly Baynham

[57] **CLAIM**

The ornamental design for a weed digger, as shown and described.

**DESCRIPTION**

FIG. 1 is a perspective view of a weed digger, showing my new design;

FIG. 2 is a top plan view thereof;

FIG. 3 is a right side elevational view thereof, the left side elevational view being a mirror image;

FIG. 4 is a bottom plan view thereof;

FIG. 5 is an enlarged front end elevational view thereof;

FIG. 6 is an enlarged sectional view taken in the direction of arrow 6—6 of FIG. 2;

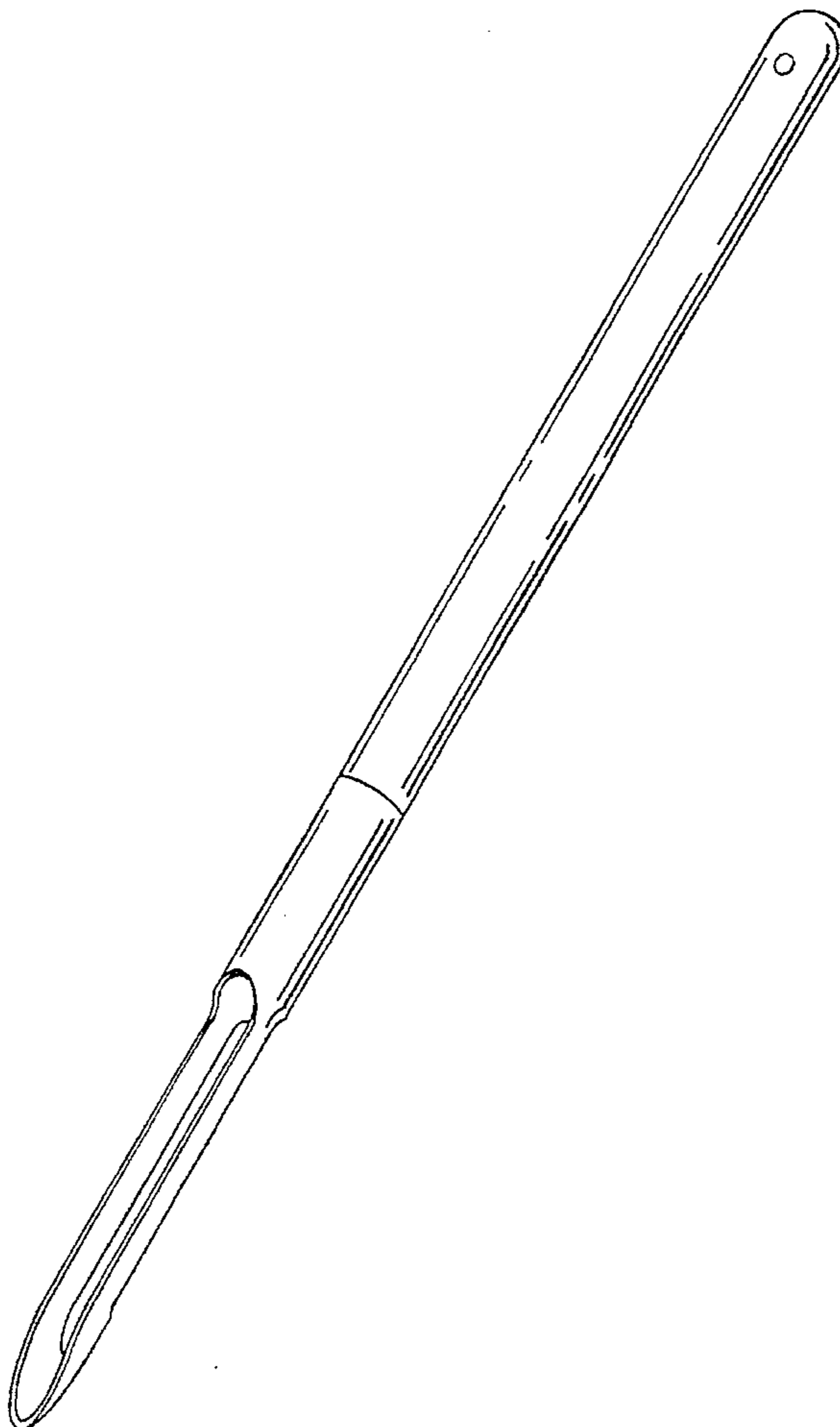
FIG. 7 is an enlarged fragmented view of the lower, digging portion of the weed digger shown in FIG. 2;

FIG. 8 is an enlarged fragmented view of the lower, digging portion of the weed digger shown in FIG. 4; and

FIG. 9 is an enlarged fragmented view of the lower, digging portion of the weed digger shown in FIG. 3.

The characteristic feature of the design resides in the lower, digging portion of the weed digger as best shown in FIGS. 7, 8 and 9 together with FIGS. 5 and 6. The design of the handle is incidental to the design of the lower, digging portion of the weed digger.

**1 Claim, 4 Drawing Sheets**



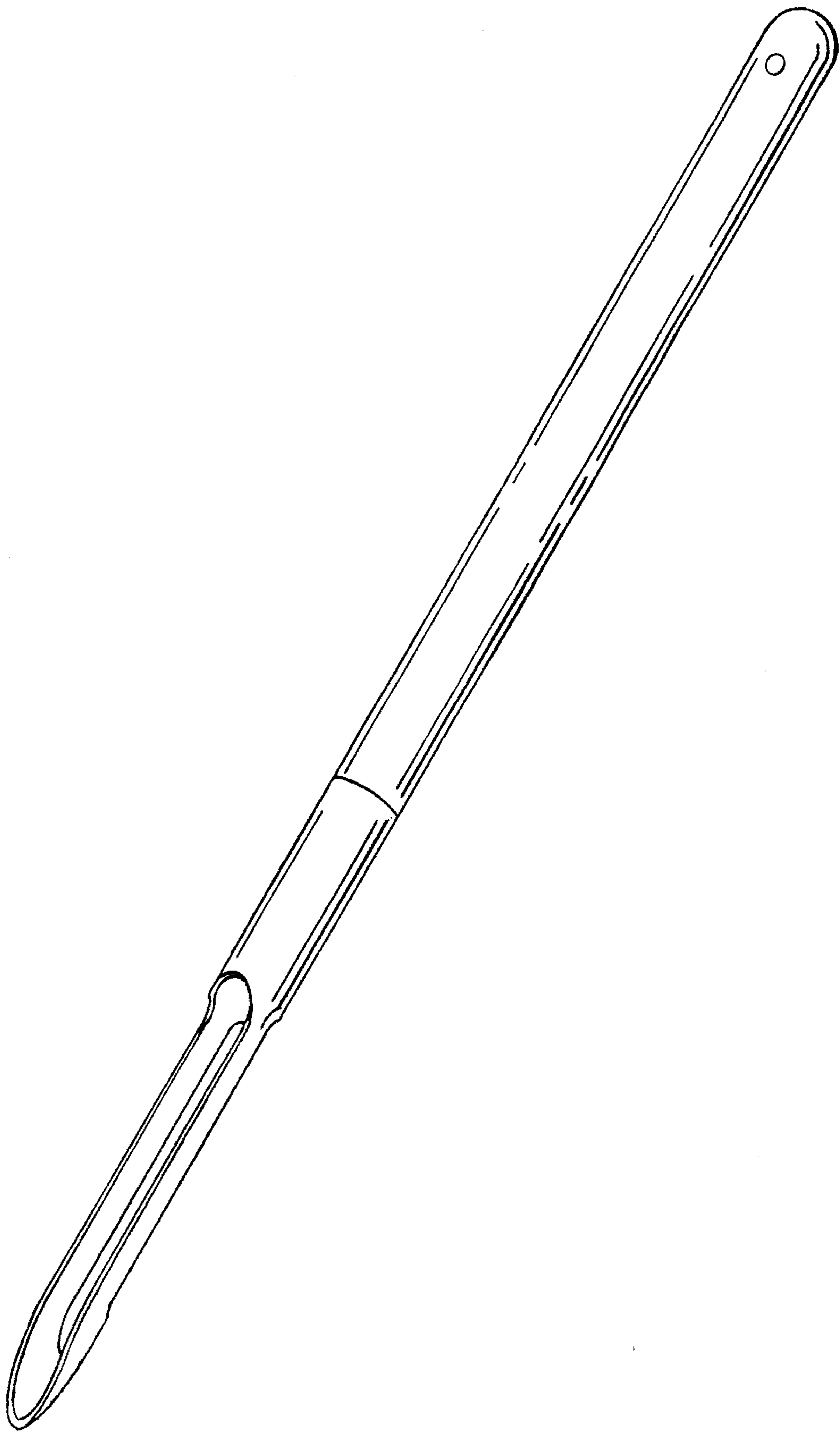


FIG. 1

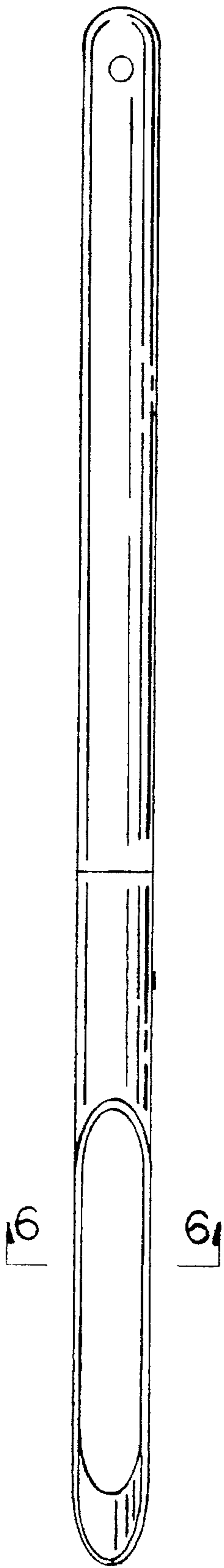


FIG. 2




FIG. 3

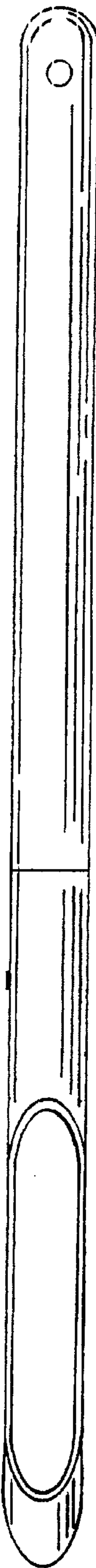


FIG. 4

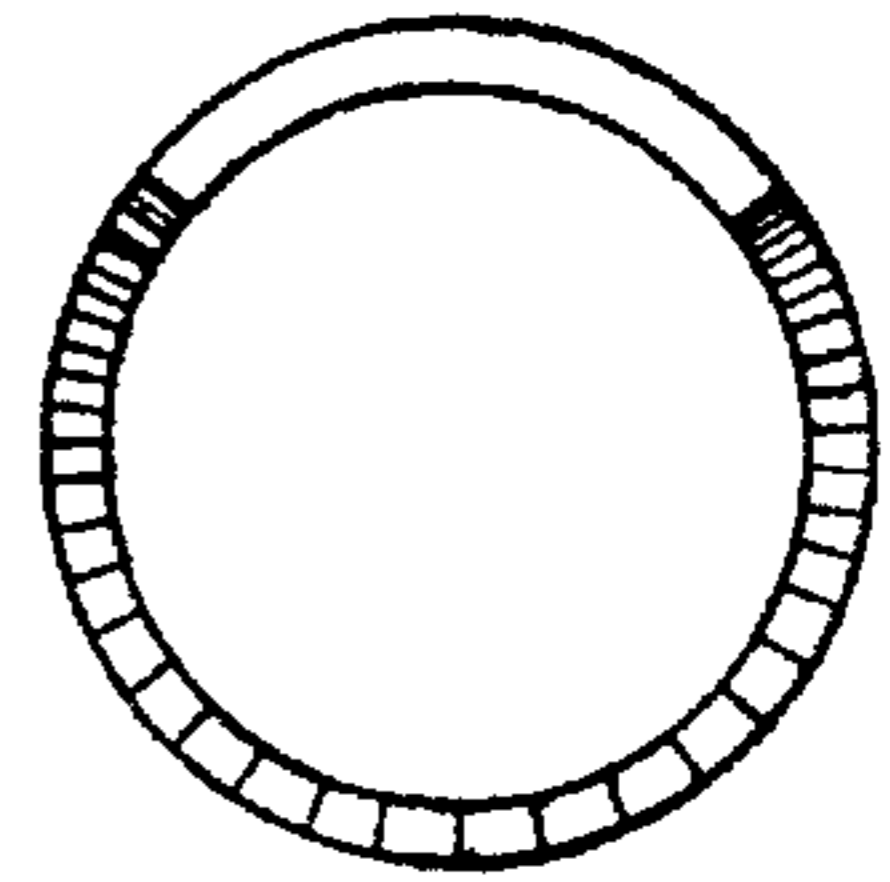


FIG. 5

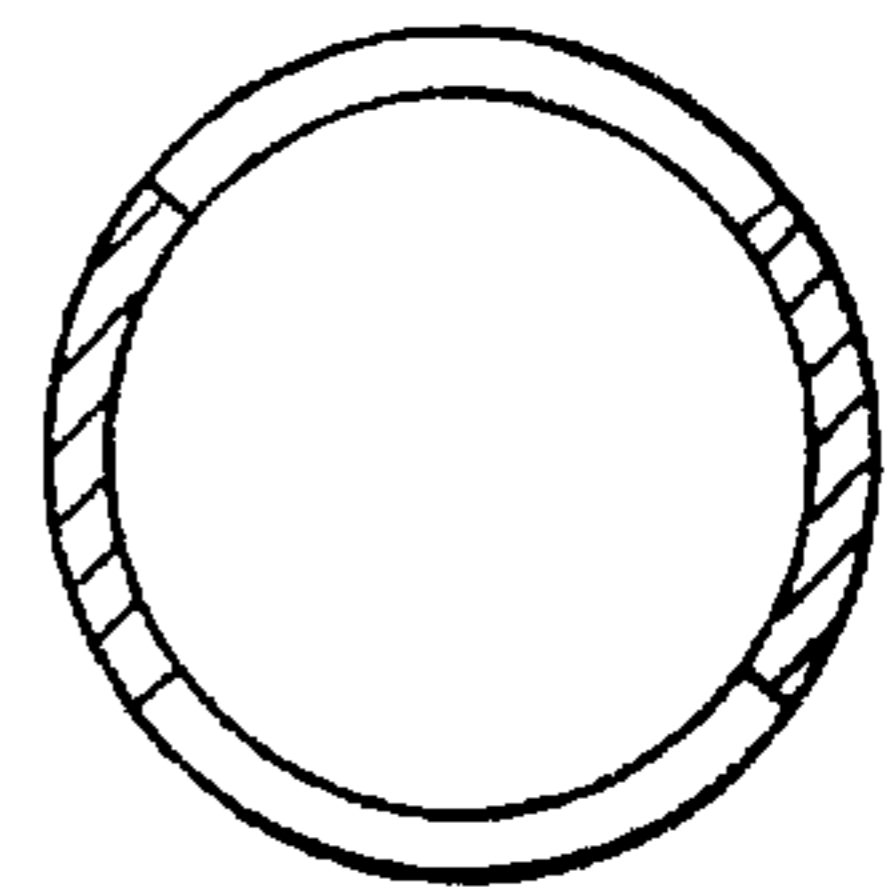


FIG. 6

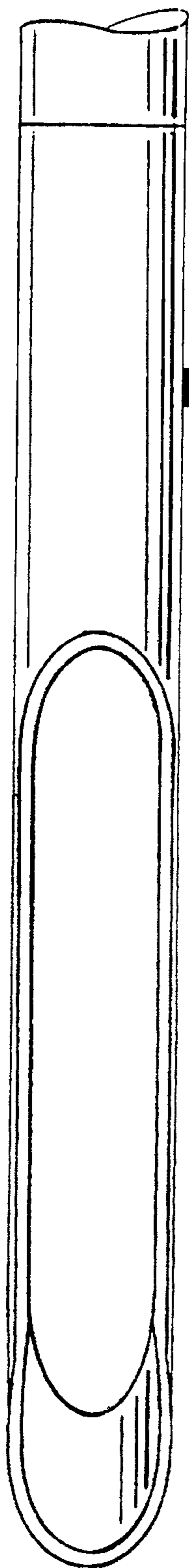


FIG. 7

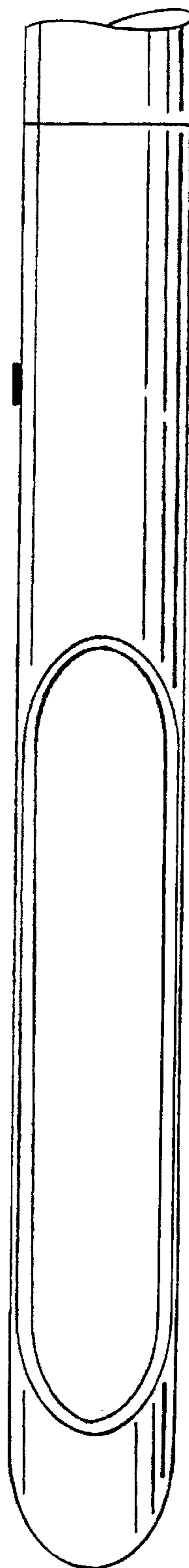


FIG. 8

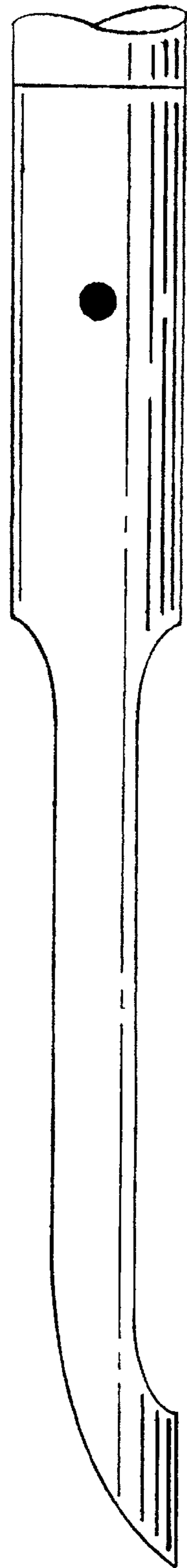


FIG. 9