



US00D382173S

United States Patent [19] Cogswell

[11] Patent Number: Des. 382,173
[45] Date of Patent: **Aug. 12, 1997

[54] **DRINKING MUG WITH TIMEPIECE**

[76] Inventor: **John H. Cogswell**, 1288 E. Eureka Ct.,
Box 8, Highlands Ranch, Colo. 80126

[**] Term: **14 Years**

[21] Appl. No.: **52,852**

[22] Filed: **Apr. 10, 1996**

[51] LOC (6) Cl. **07-01**

[52] U.S. Cl. **D7/507; D7/536; D7/533;**
D10/6; D10/2

[58] Field of Search D7/536, 533, 507,
D7/505, 509, 622, 619, 535, 534; D10/2,
6; 215/320; 222/914, 356, 306

[56] **References Cited**

U.S. PATENT DOCUMENTS

D. 219,675	1/1971	Davis	D7/535
D. 253,214	10/1979	Wilson	D7/535
D. 279,459	7/1985	On	D10/2 X
D. 285,637	9/1986	Zieff et al.	D7/536
D. 293,293	12/1987	Isles	D7/536 X
D. 314,308	2/1991	Cogswell	D10/6 X

D. 314,689	2/1991	Claudias	D7/507
D. 349,244	8/1994	Hersch	D10/6 X
D. 362,369	9/1995	Bridges	D7/536
D. 363,415	10/1995	Carlson	D7/536
2,813,742	11/1957	Neugebauer	D7/622 X

Primary Examiner—M. N. Pandozzi
Attorney, Agent, or Firm—Gary M. Polumbus; Dorsey & Whitney LLP

[57] **CLAIM**

The ornamental design for a drinking mug with timepiece, as shown.

DESCRIPTION

FIG. 1 is a perspective view of the drinking mug with timepiece;
FIG. 2 is a left side elevation thereof;
FIG. 3 is a right side elevation thereof;
FIG. 4 is a front elevation thereof;
FIG. 5 is a rear elevation thereof;
FIG. 6 is a top plan view thereof; and,
FIG. 7 is a bottom plan view thereof.

1 Claim, 3 Drawing Sheets




Fig. 1




Fig. 2

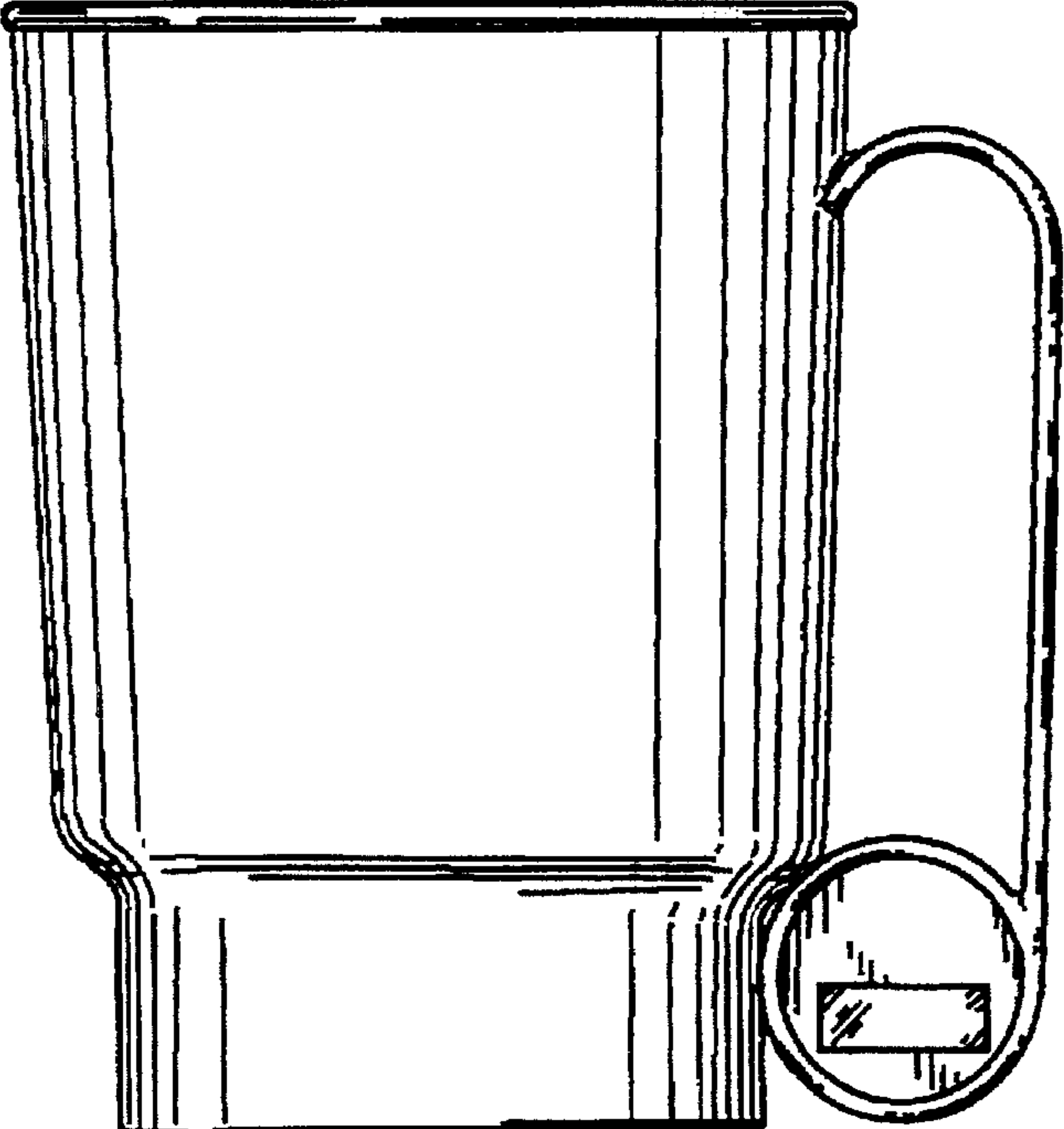


Fig. 3


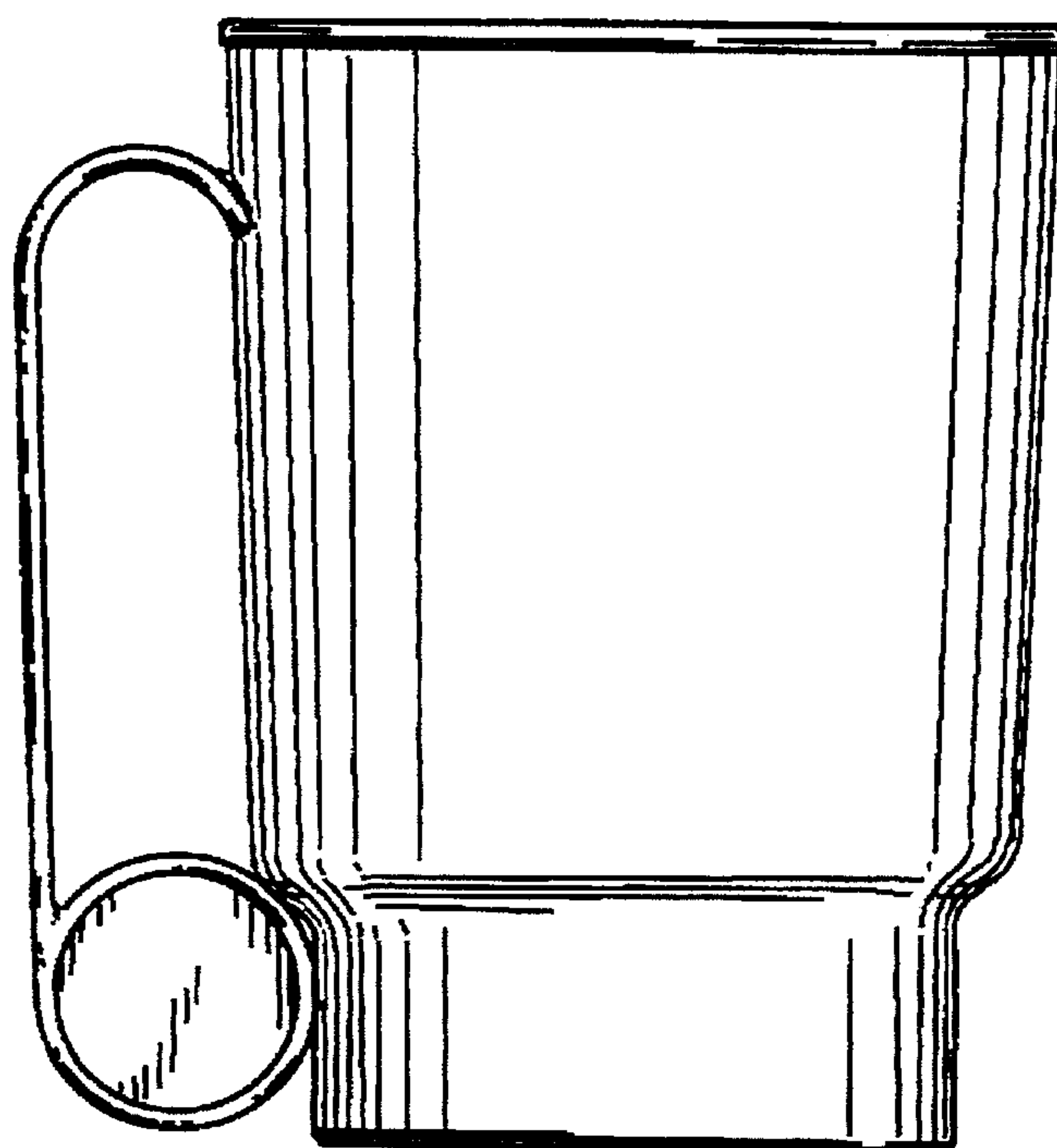


Fig. 4

Fig. 5

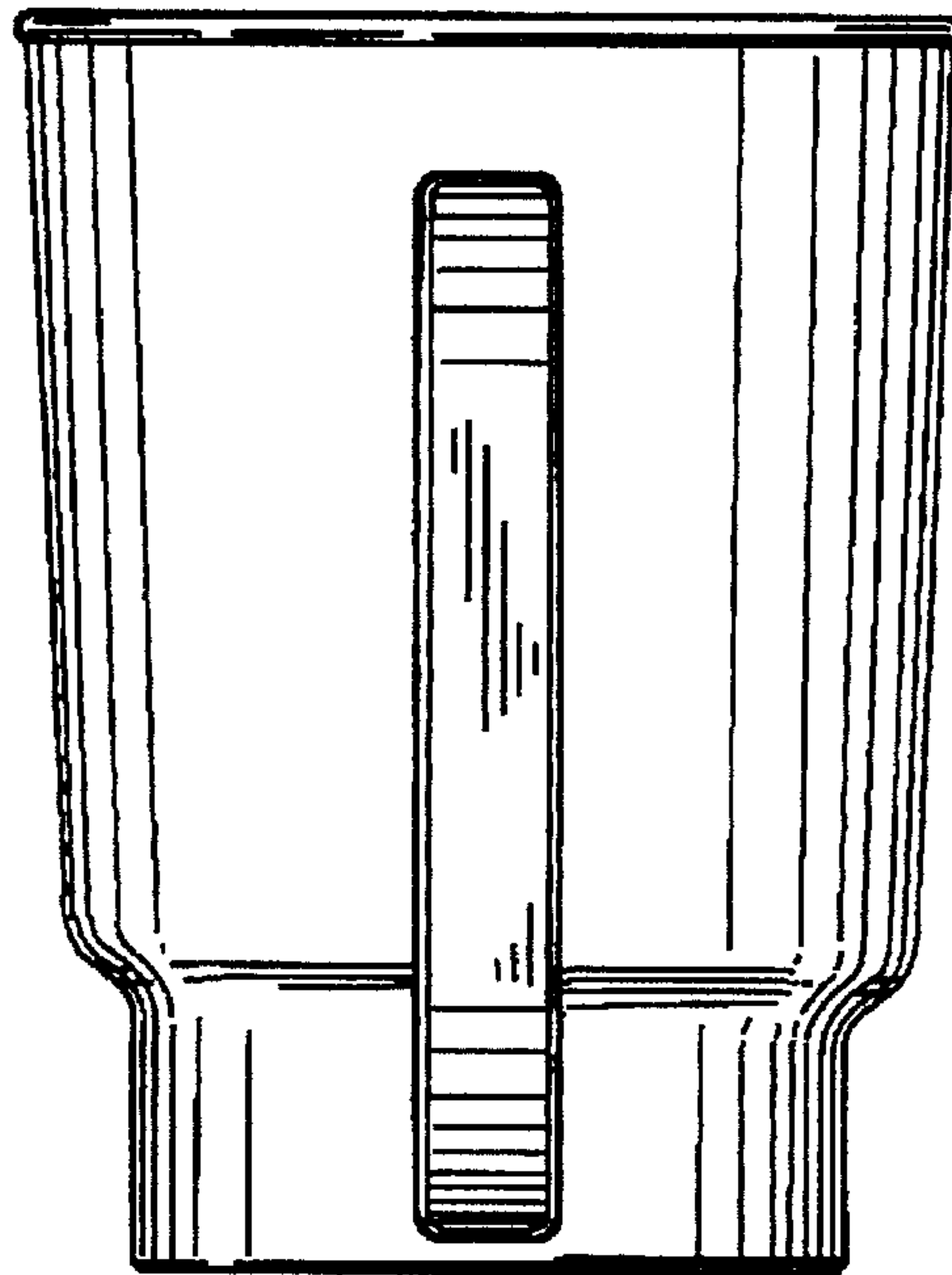


Fig. 6

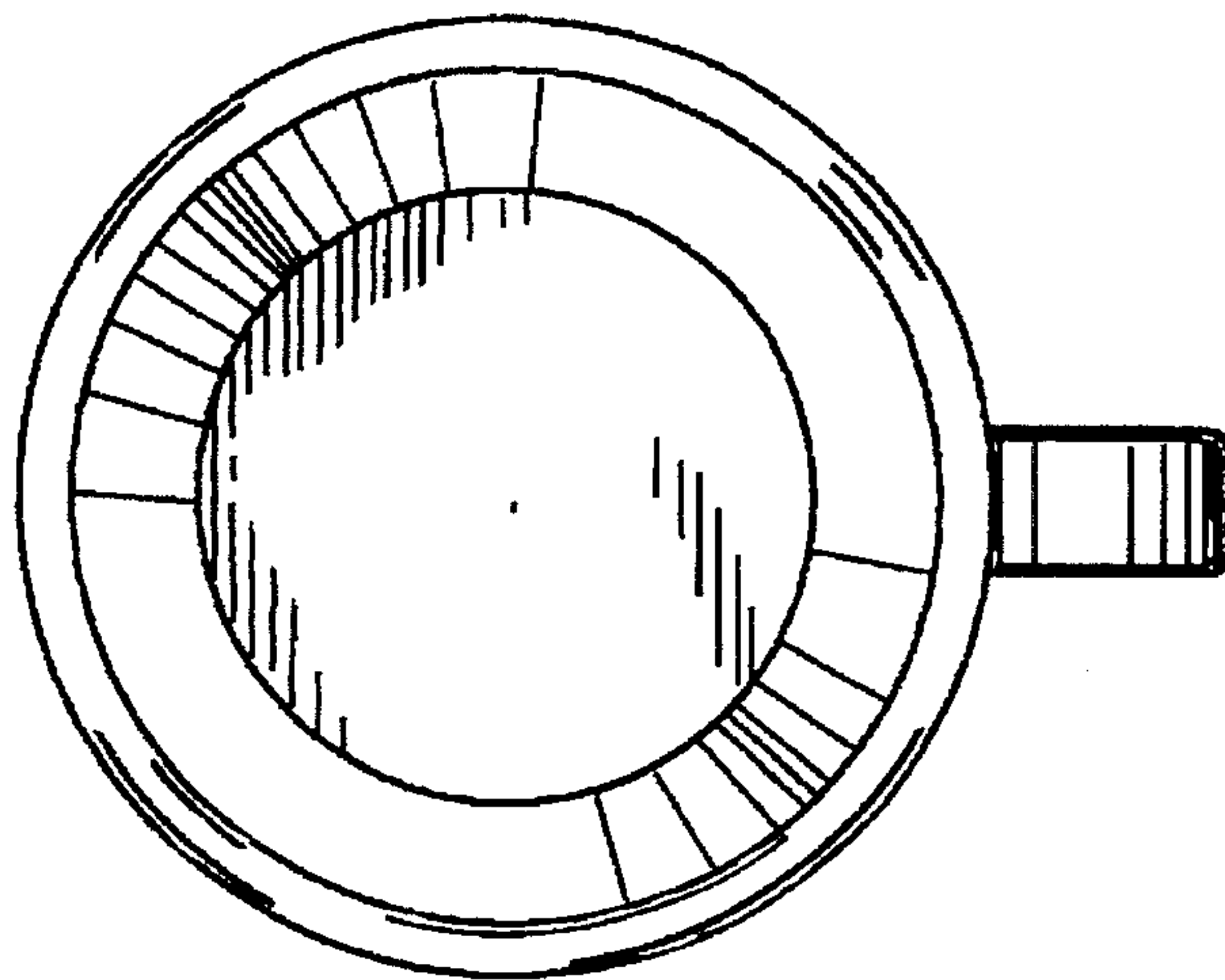


Fig. 7

