



US00D382163S

United States Patent [19]
Hartney

[11] **Patent Number: Des. 382,163**
[45] **Date of Patent: **Aug. 12, 1997**

[54] **BOOMERANG SHAPED PILLOW AND COVER**

[76] **Inventor: Annette S. Hartney**, 402 N. Highland, Fullerton, Calif. 92632

[**] **Term: 14 Years**

[21] **Appl. No.: 46,145**

[22] **Filed: Nov. 8, 1995**

[51] **LOC (6) Cl. 06-09**

[52] **U.S. Cl. D6/597; D6/601**

[58] **Field of Search** D6/368, 595, 596, D6/597, 601, 602, 603, 604, 605, 606, 607, 608, 609, 611, 616; 5/636-638, 645, 651, 652, 632, 640

[56] **References Cited**

U.S. PATENT DOCUMENTS

D. 258,793	4/1981	Rinz	D6/601
D. 303,897	10/1989	Phillips	D6/597
D. 313,141	12/1990	Witter	D6/601
D. 354,651	1/1995	Fitzpatrick	D6/599
2,149,140	2/1939	Gonzales-Rincones	5/338
3,327,330	6/1967	McCullough	5/337
4,060,863	12/1977	Craig	5/636
4,731,890	3/1988	Roberts	5/636

FOREIGN PATENT DOCUMENTS

820810	8/1937	France	D6/601 X
93641	12/1938	Sweden	5/636

OTHER PUBLICATIONS

Chairs and Cushions—eight cushion edgings—pp. 138 and 139.

Primary Examiner—Martie Thompson

Attorney, Agent, or Firm—James G. O'Neill

[57] **CLAIM**

The ornamental design for a boomerang shaped pillow and cover, as shown and described.

DESCRIPTION

FIG. 1 is an isometric view of a boomerang shaped pillow and cover showing my new design, taken from the front, looking toward the upper surface thereof;

FIG. 2 is a top plan view of FIG. 1, the opposite of bottom view being a mirror image thereof;

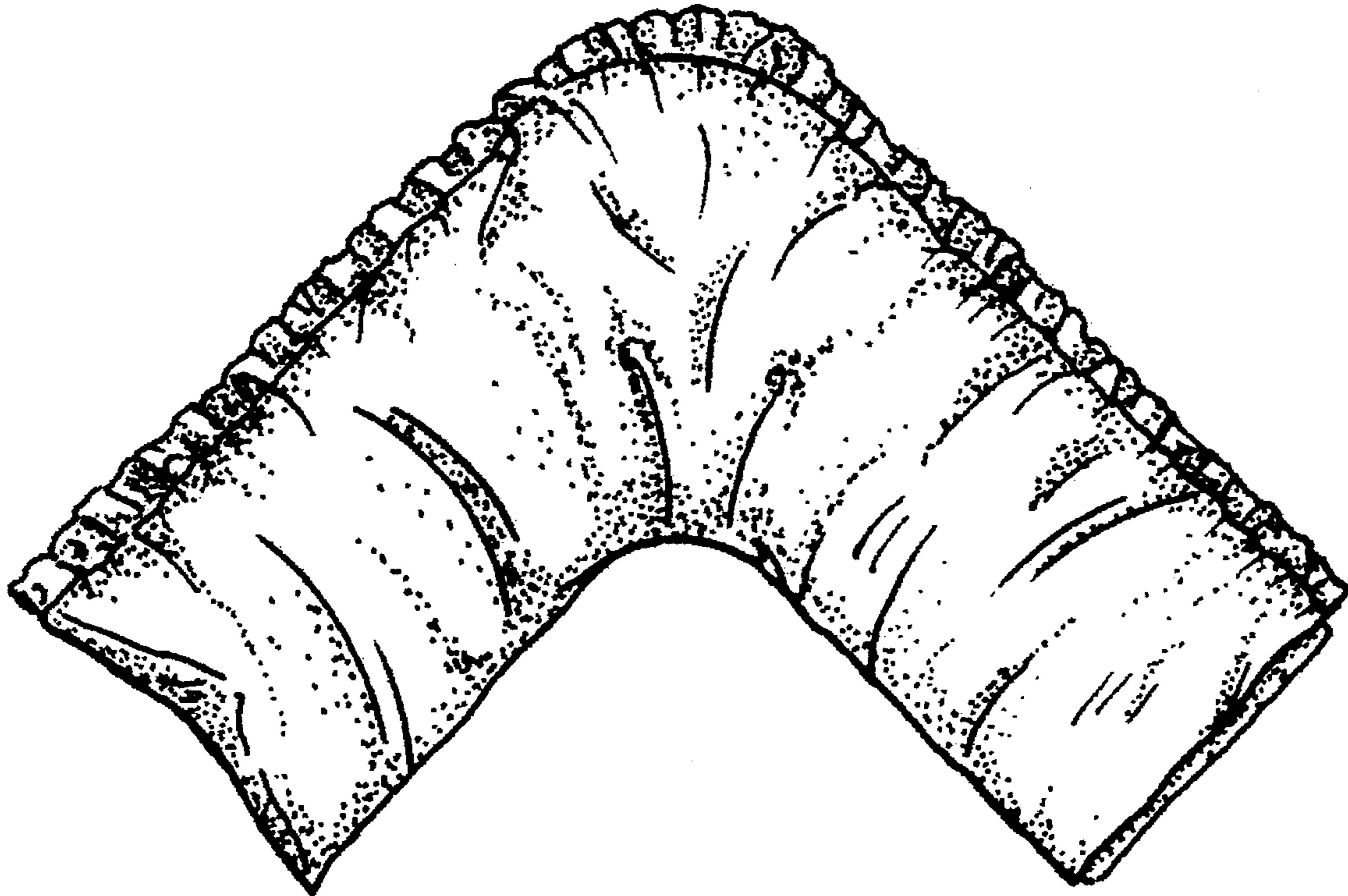
FIG. 3 is a top plan view of a further embodiment of my new design without a frill on the pillow cover;

FIG. 4 is a left hand end view of FIG. 1;

FIG. 5 is a right hand end view of FIG. 1, with a cover pulled back and the pillow extending therefrom; and,

FIG. 6 is a rare elevational view of FIG. 1.

1 Claim, 2 Drawing Sheets



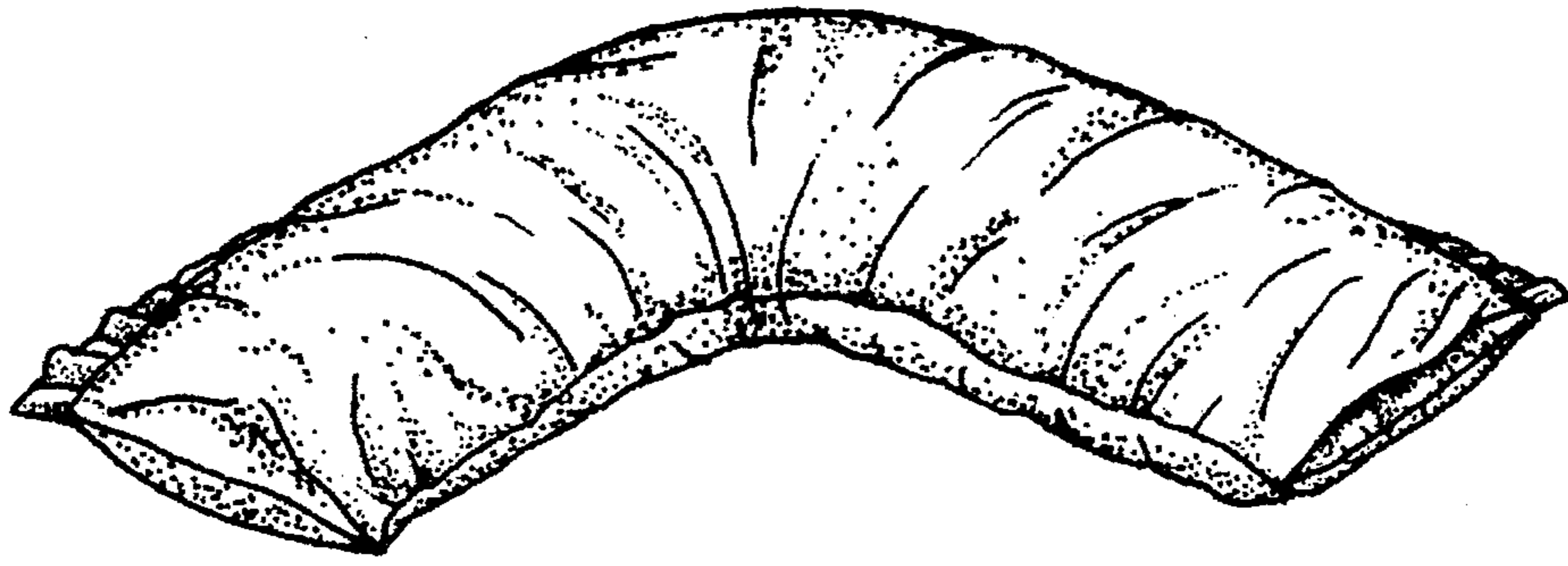


Fig. 1

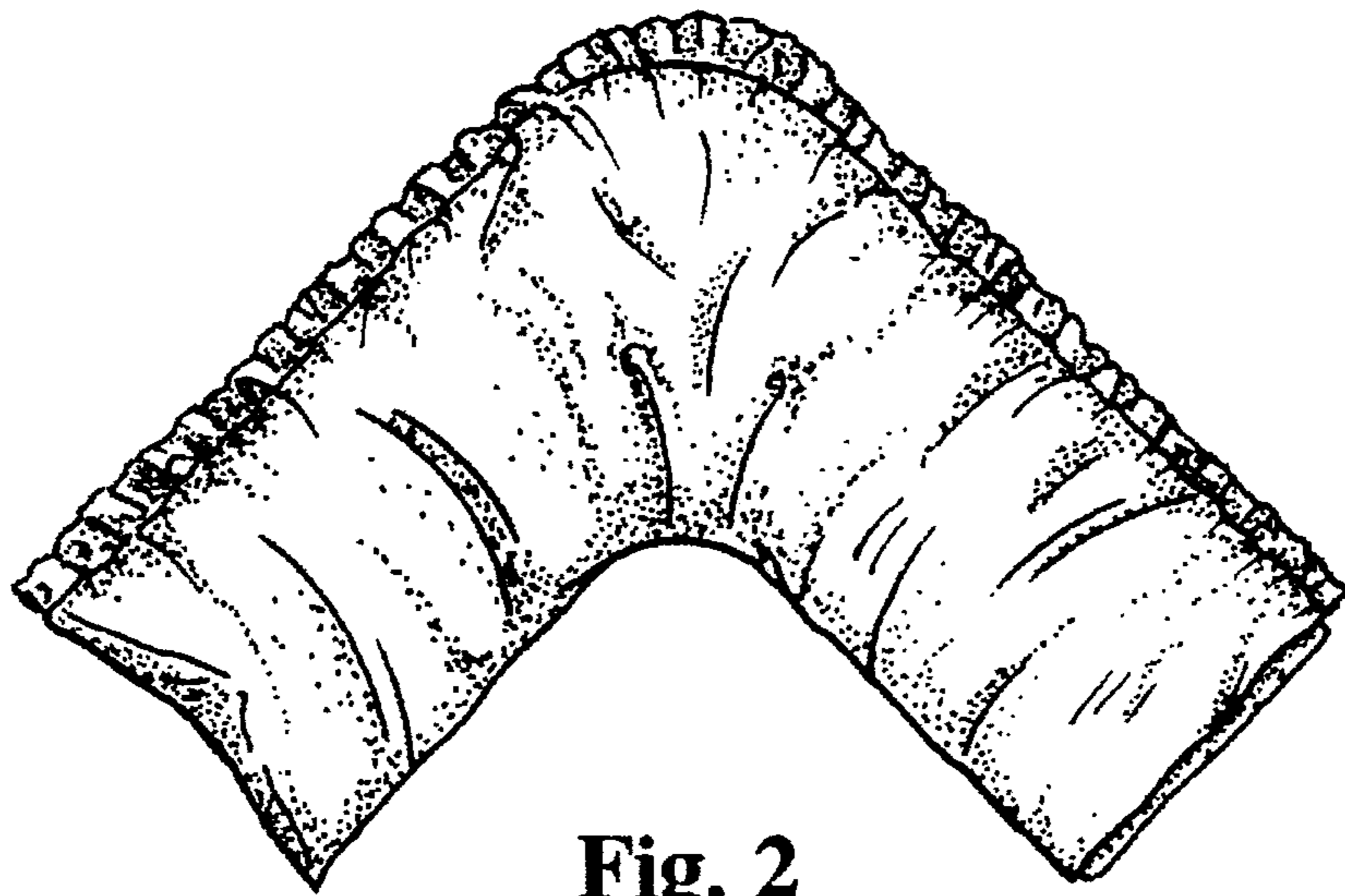


Fig. 2

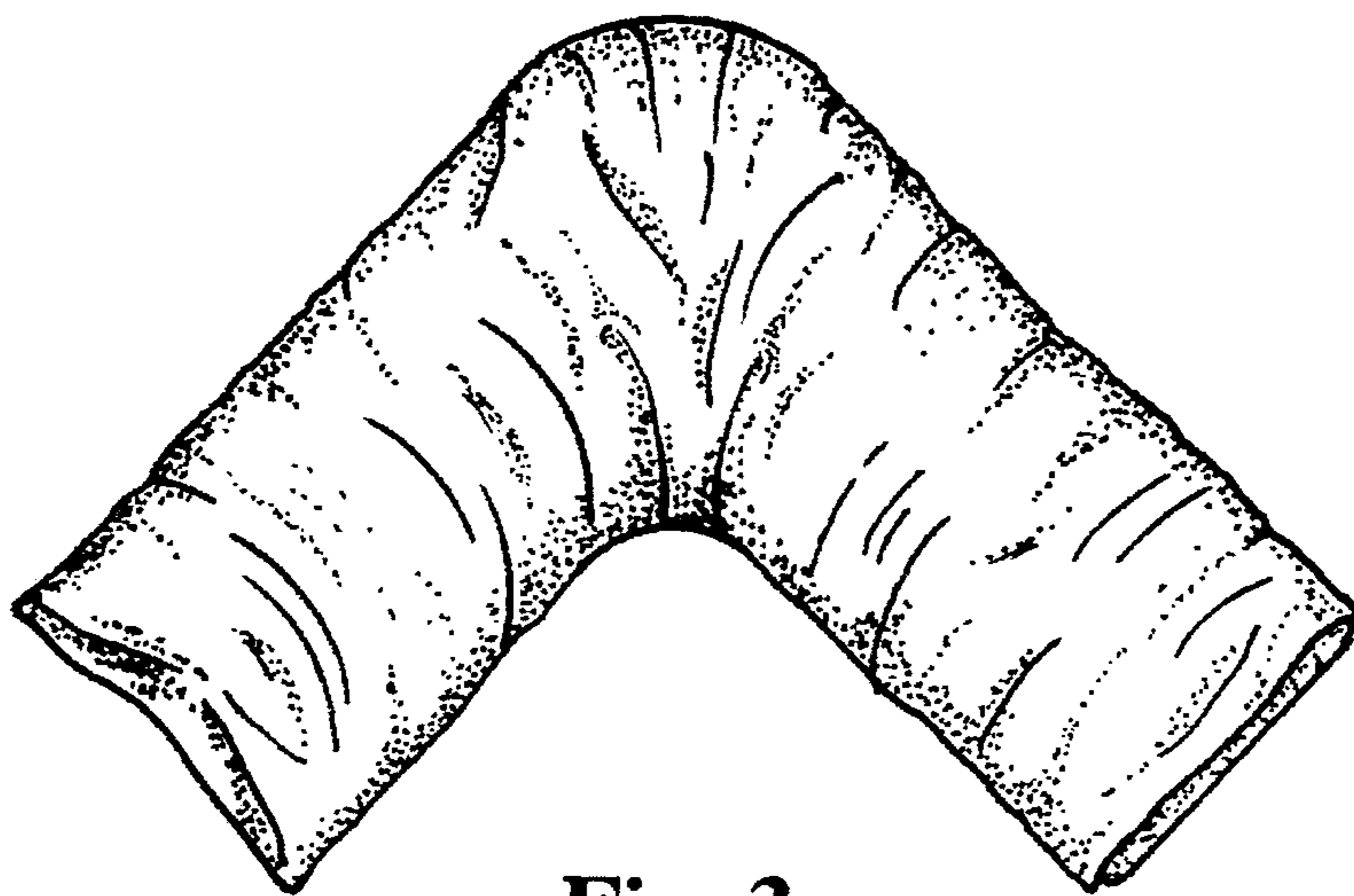


Fig. 3

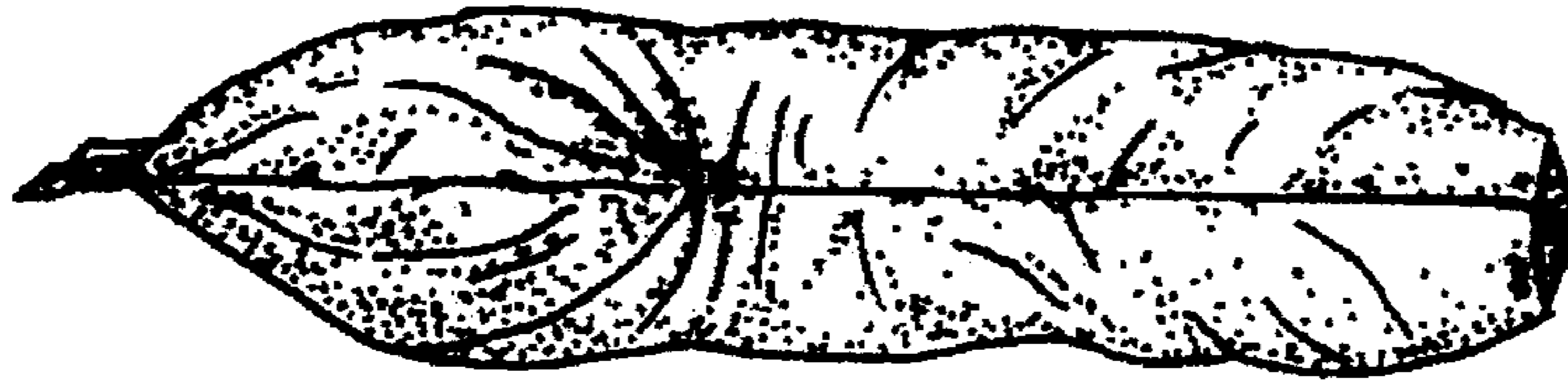


Fig. 4

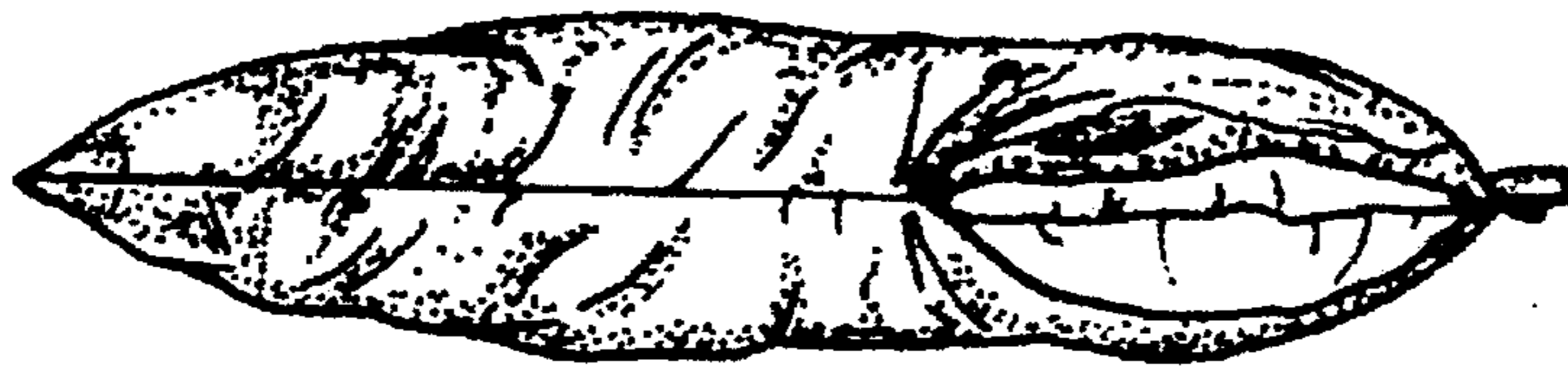


Fig. 5




Fig. 6