



US00D382160S

# United States Patent [19]

## Keogh

[11] Patent Number: **Des. 382,160**

[45] Date of Patent: **\*\*Aug. 12, 1997**

[54] SINGLE UNIT DISPLAY

[75] Inventor: **Edward J. Keogh**, Crystal Lake, Ill.

[73] Assignee: **The Wm. Wrigley Jr. Company**, Chicago, Ill.

[\*\*] Term: **14 Years**

[21] Appl. No.: **46,042**

[22] Filed: **Nov. 6, 1995**

[51] LOC (6) Cl. .... **06-99**

[52] U.S. Cl. .... **D6/566**

[58] Field of Search ..... D6/566, 553, 567, D6/574; 211/70.6, 71, 86-87, 89, 106, 119, 181; 248/220.21

[56] **References Cited**

**U.S. PATENT DOCUMENTS**

D. 342,844 1/1994 Rittenberg ..... D6/566 X

D. 361,499 8/1995 Rittenberg ..... D6/566 X  
4,106,736 8/1978 Becker, III et al. .... 211/106 X  
4,863,131 9/1989 Kinseley ..... 211/181 X

*Primary Examiner*—Brian N. Vinson  
*Attorney, Agent, or Firm*—Hill, Steadman & Simpson

[57] **CLAIM**

The ornamental design for a single unit display, as shown and described.

**DESCRIPTION**

FIG. 1 is a front elevational view of a single unit display showing my new design;  
FIG. 2 is a rear elevational view thereof;  
FIG. 3 is a left side elevational view thereof;  
FIG. 4 is a right side elevational view thereof;  
FIG. 5 is an enlarged top plan view thereof; and,  
FIG. 6 is an enlarged bottom plan view thereof.

**1 Claim, 6 Drawing Sheets**

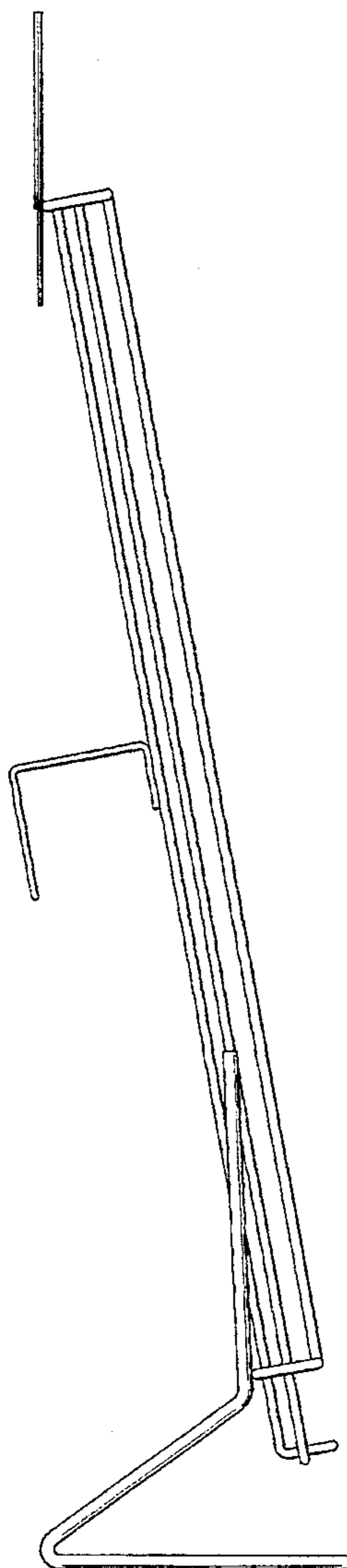



FIG.1




FIG. 2

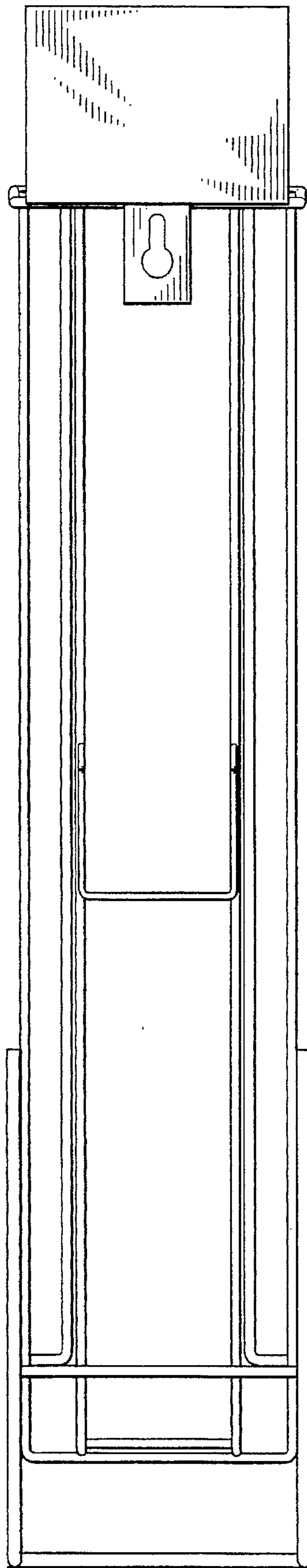


FIG.3

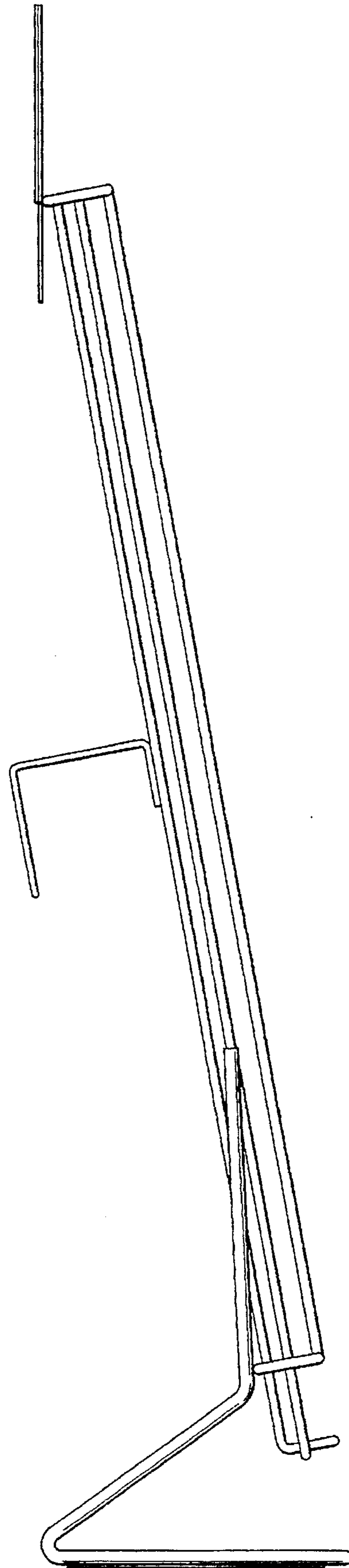


FIG. 4

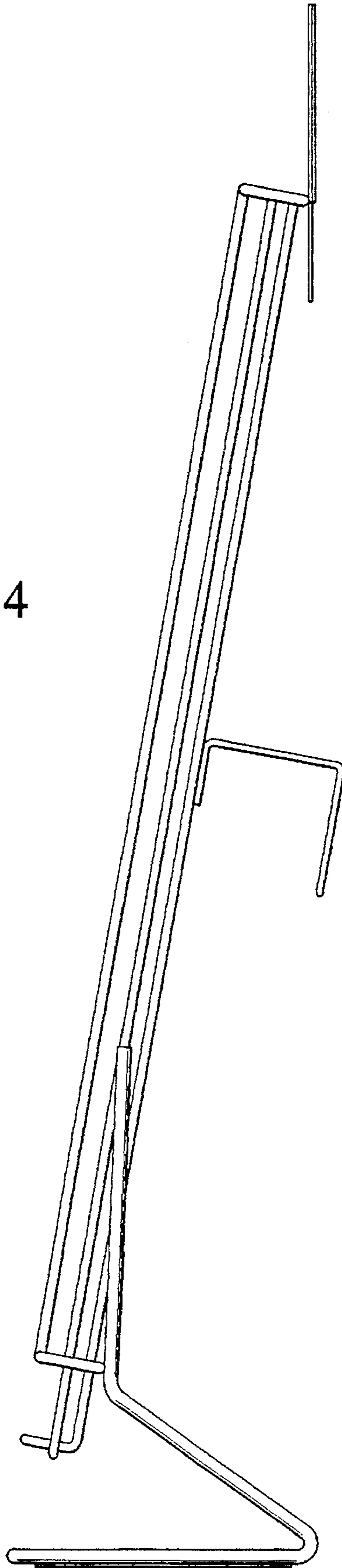


FIG. 5




FIG. 6

