



US00D382152S

United States Patent [19] Ramsey

[11] Patent Number: Des. 382,152

[45] Date of Patent: **Aug. 12, 1997

[54] TOP PORTION OF A SPRING CORE

4,817,924 4/1989 Thoenen .

[75] Inventor: Henry Ramsey, Dudley, Mass.

FOREIGN PATENT DOCUMENTS

[73] Assignee: L&P Property Management Company, Chicago, Ill.

386251 1/1933 United Kingdom .
1376281 12/1974 United Kingdom .

[**] Term: 14 Years

Primary Examiner—Janice E. Seeger
Attorney, Agent, or Firm—Wood, Herron & Evans

[21] Appl. No.: 51,666

[57] CLAIM

[22] Filed: Mar. 15, 1996

The ornamental design for a top portion of a spring core, as shown and described.

[51] LOC (6) Cl. 06-06

[52] U.S. Cl. D6/504; D6/606

[58] Field of Search D6/504, 605, 606;
5/246-248, 255-257; 267/91

DESCRIPTION

[56] References Cited

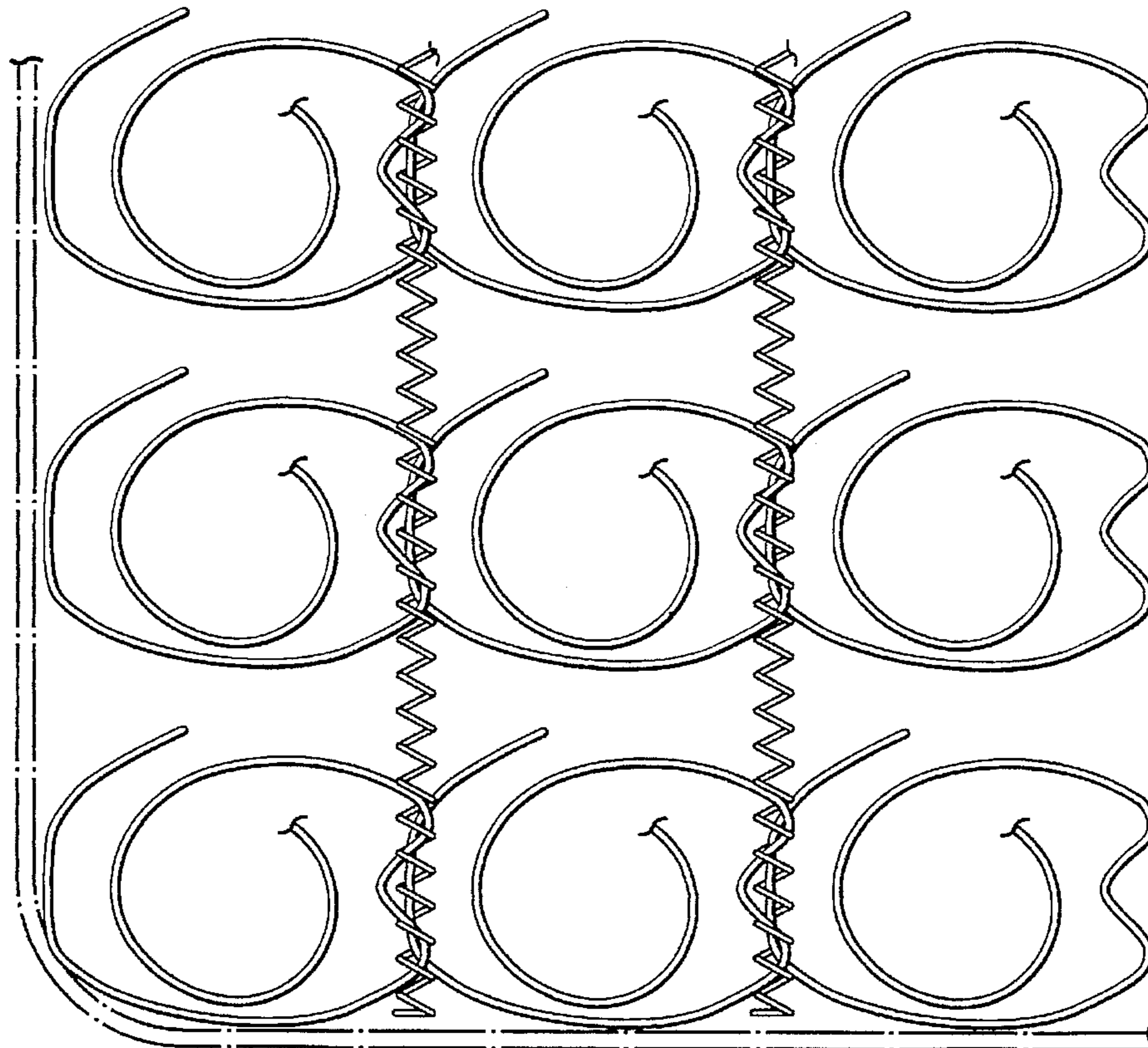
U.S. PATENT DOCUMENTS

664,756	12/1900	Hunt .	
1,337,320	4/1920	Karr .	
1,744,389	1/1930	Karr .	
1,798,885	3/1931	Karr .	
1,887,058	11/1932	Karr .	
1,897,309	2/1933	Karr .	
1,938,489	12/1933	Karr .	
2,374,850	5/1945	Wunderlich .	
2,581,686	1/1952	McRoskey .	
2,593,953	4/1952	Wunderlich	5/248
3,533,114	10/1970	Karpen .	
4,609,186	9/1986	Thoenen .	
4,726,572	2/1988	Flesher et al. .	
4,781,360	11/1988	Ramsey	5/248 X

FIG. 1 is a top plan view of a top portion of a spring core, showing my new design;
 FIG. 2 is an enlarged view taken from section 2 of FIG. 1;
 FIG. 3 is a side elevational view;
 FIG. 4 is an enlarged view taken from section 4 of FIG. 3;
 FIG. 5 is an elevational view, showing the side opposite that shown in FIG. 3;
 FIG. 6 is an enlarged view taken from section 6 of FIG. 5;
 FIG. 7 is an end elevational view;
 FIG. 8 is an enlarged view taken from section 8 of FIG. 7;
 FIG. 9 is an end elevational view showing the end opposite that shown in FIG. 7; and,
 FIG. 10 is an enlarged view taken from section 10 in FIG. 9.

The broken lines are for environmental purposes only and form no part of the claimed design.

1 Claim, 3 Drawing Sheets






FIG. 1

2

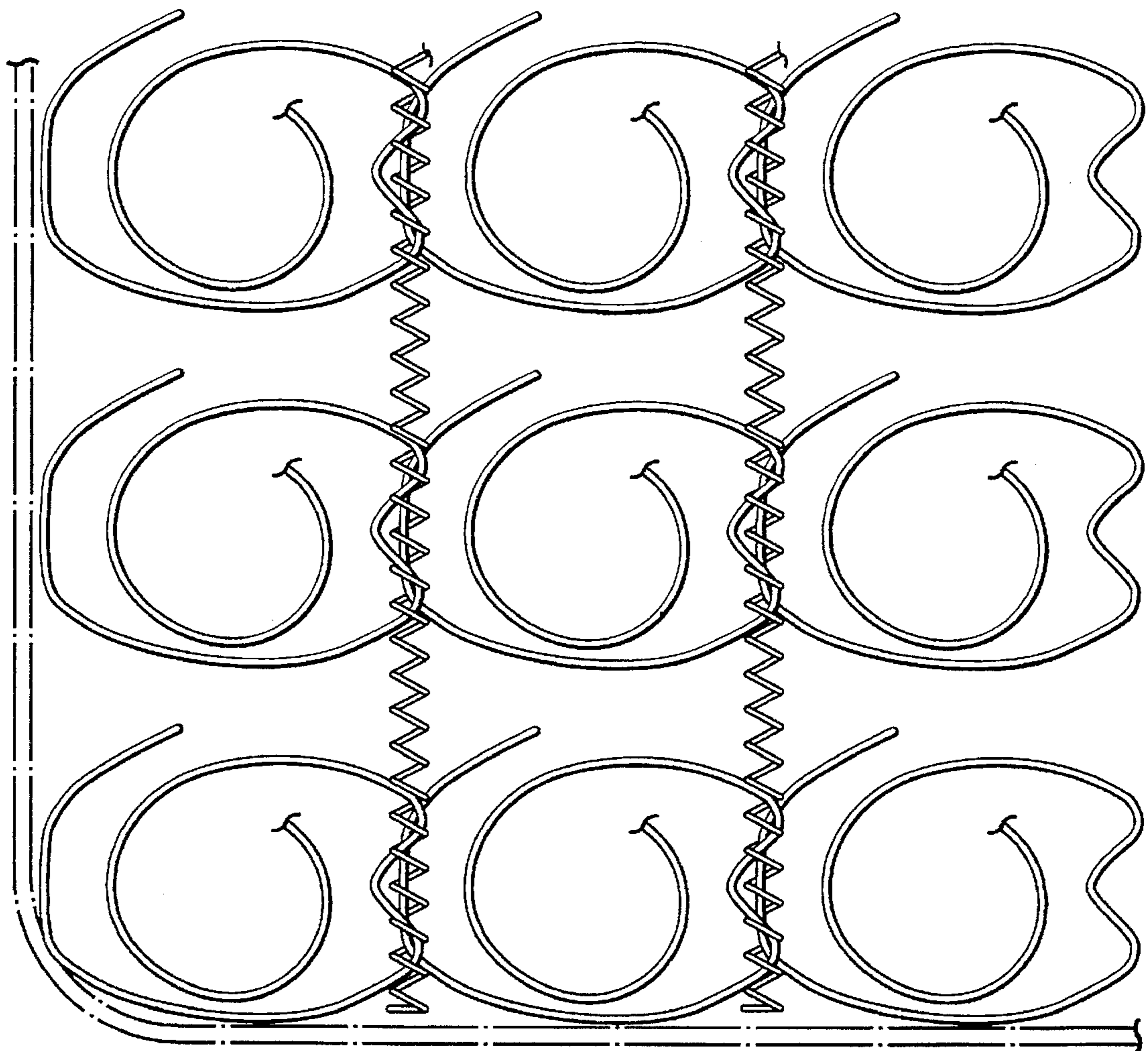


FIG. 2




FIG. 4




FIG. 6


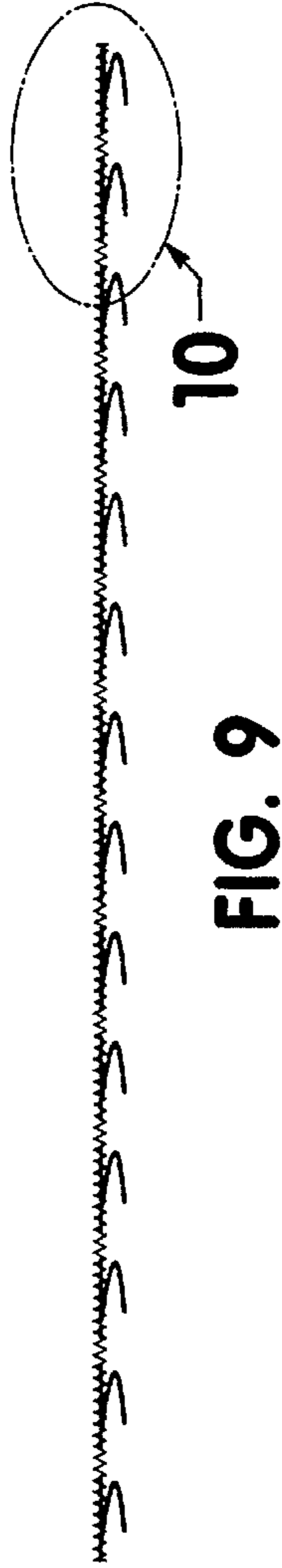
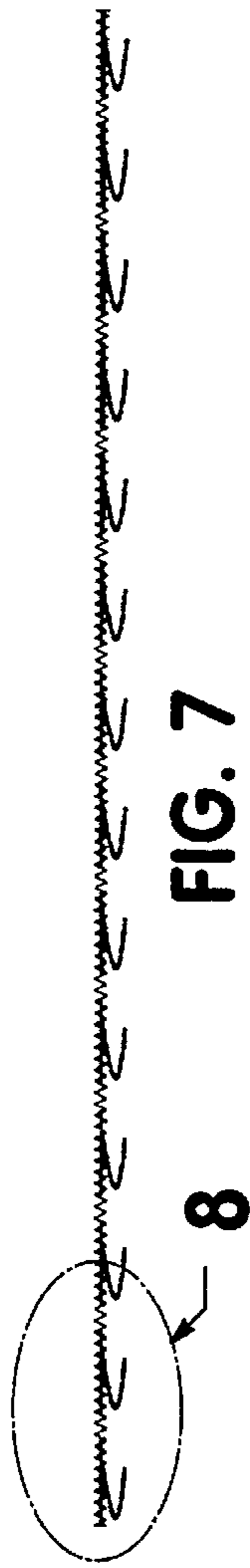
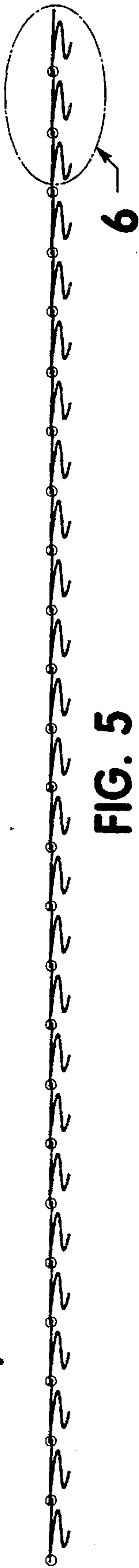
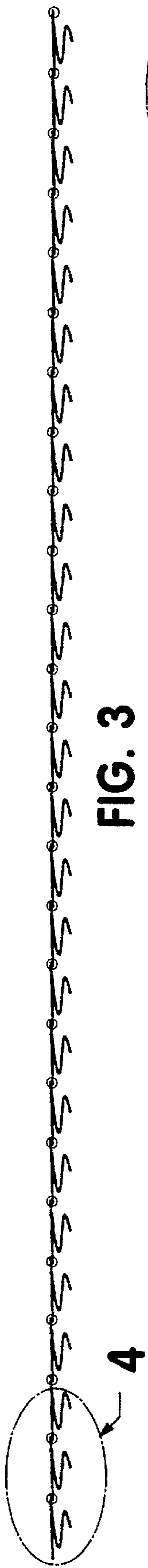


FIG. 8

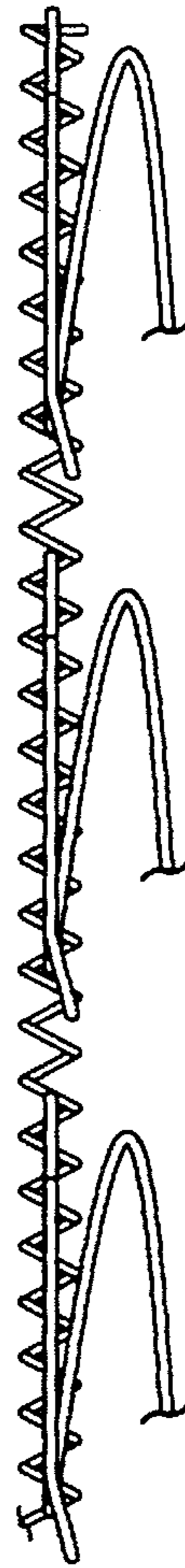


FIG. 10