



US00D382151S

# United States Patent [19] Wells

[11] Patent Number: **Des. 382,151**

[45] Date of Patent: **\*\*Aug. 12, 1997**

[54] TOP PORTION OF A SPRING CORE

4,942,636 7/1990 Scott et al. .... 267/91 X

[75] Inventor: **Thomas J. Wells**, Carthage, Mo.

### FOREIGN PATENT DOCUMENTS

[73] Assignee: **L&P Property Management Company**, Chicago, Ill.

386251 1/1933 United Kingdom .  
1376281 12/1974 United Kingdom .

[\*\*] Term: **14 Years**

*Primary Examiner*—Janice E. Seeger  
*Attorney, Agent, or Firm*—Wood, Herron & Evans

[21] Appl. No.: **51,659**

### [57] CLAIM

[22] Filed: **Mar. 15, 1996**

The ornamental design for a top portion of a spring core, as shown and described.

[51] LOC (6) Cl. .... **06-06**

[52] U.S. Cl. .... **D6/504; D6/606**

[58] Field of Search ..... D6/504, 605, 606;  
5/246-248, 255-257; 267/91

### DESCRIPTION

### [56] References Cited

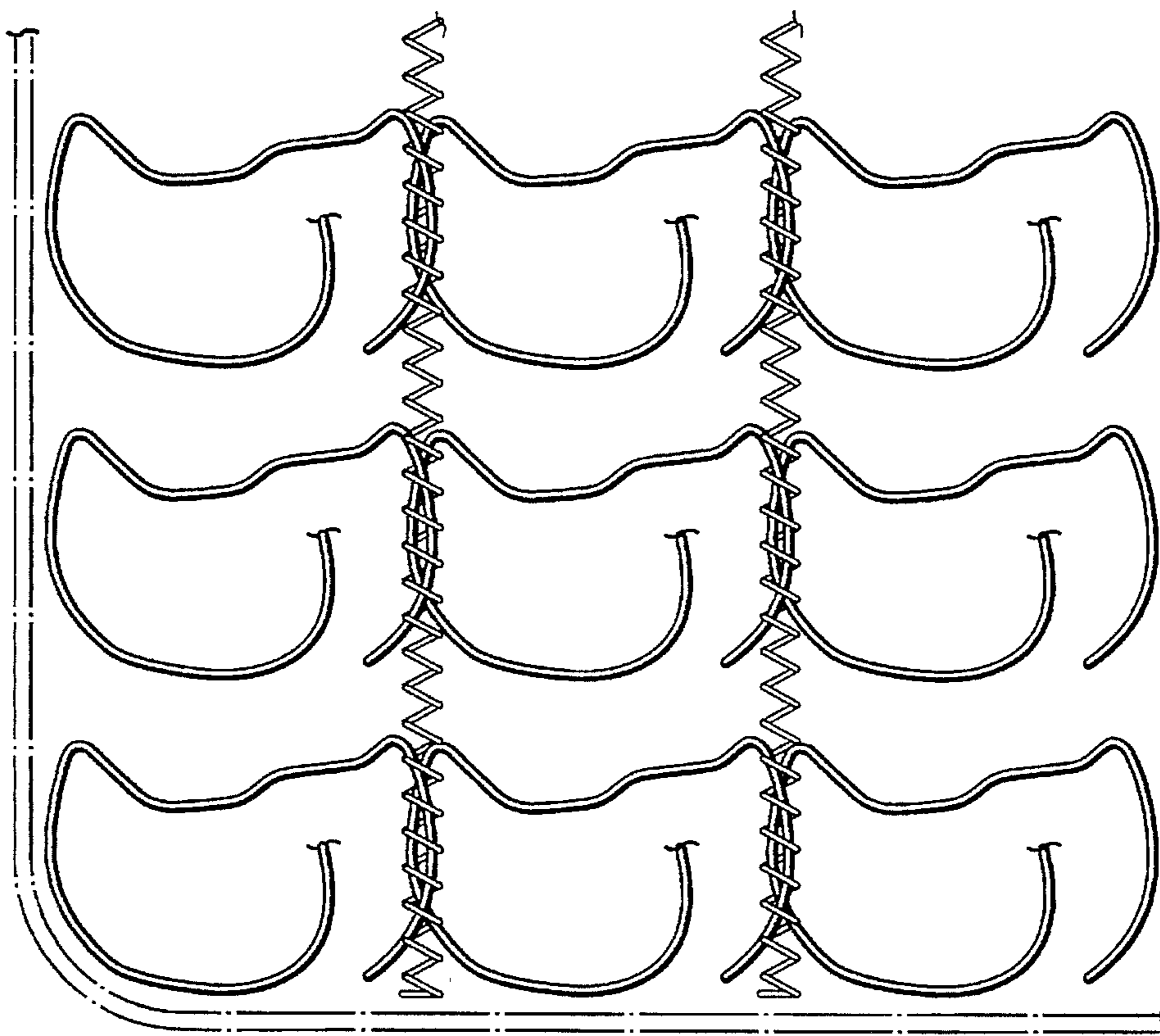
#### U.S. PATENT DOCUMENTS

664,756	12/1900	Hunt .	
1,337,320	4/1920	Karr .	
1,744,389	1/1930	Karr .	
1,798,885	3/1931	Karr .	
1,887,058	11/1932	Karr .	
1,897,309	2/1933	Karr .	
1,938,489	12/1933	Karr .	
2,045,544	6/1936	Pittoni .....	5/256 X
2,374,850	5/1945	Wunderlich .	
2,581,686	1/1952	McRoskey .	
3,533,114	10/1970	Karpen .	
4,609,186	9/1986	Thoenen .	
4,726,572	2/1988	Flesher et al. .	
4,817,924	4/1989	Thoenen .	

FIG. 1 is a top plan view of a top portion of a spring core, showing my new design;  
 FIG. 2 is an enlarged view taken from section 2 of FIG. 1;  
 FIG. 3 is a side elevational view;  
 FIG. 4 is an enlarged view taken from section 4 of FIG. 3;  
 FIG. 5 is an elevational view, showing the side opposite that shown in FIG. 3;  
 FIG. 6 is an enlarged view taken from section 6 of FIG. 5;  
 FIG. 7 is an end elevational view;  
 FIG. 8 is an enlarged view taken from section 8 of FIG. 7;  
 FIG. 9 is an end elevational view showing the end opposite that shown in FIG. 7; and,  
 FIG. 10 is an enlarged view taken from section 10 in FIG. 9.

The broken lines are for environmental purposes only and form no part of the claimed design.

**1 Claim, 3 Drawing Sheets**






FIG. 1

2

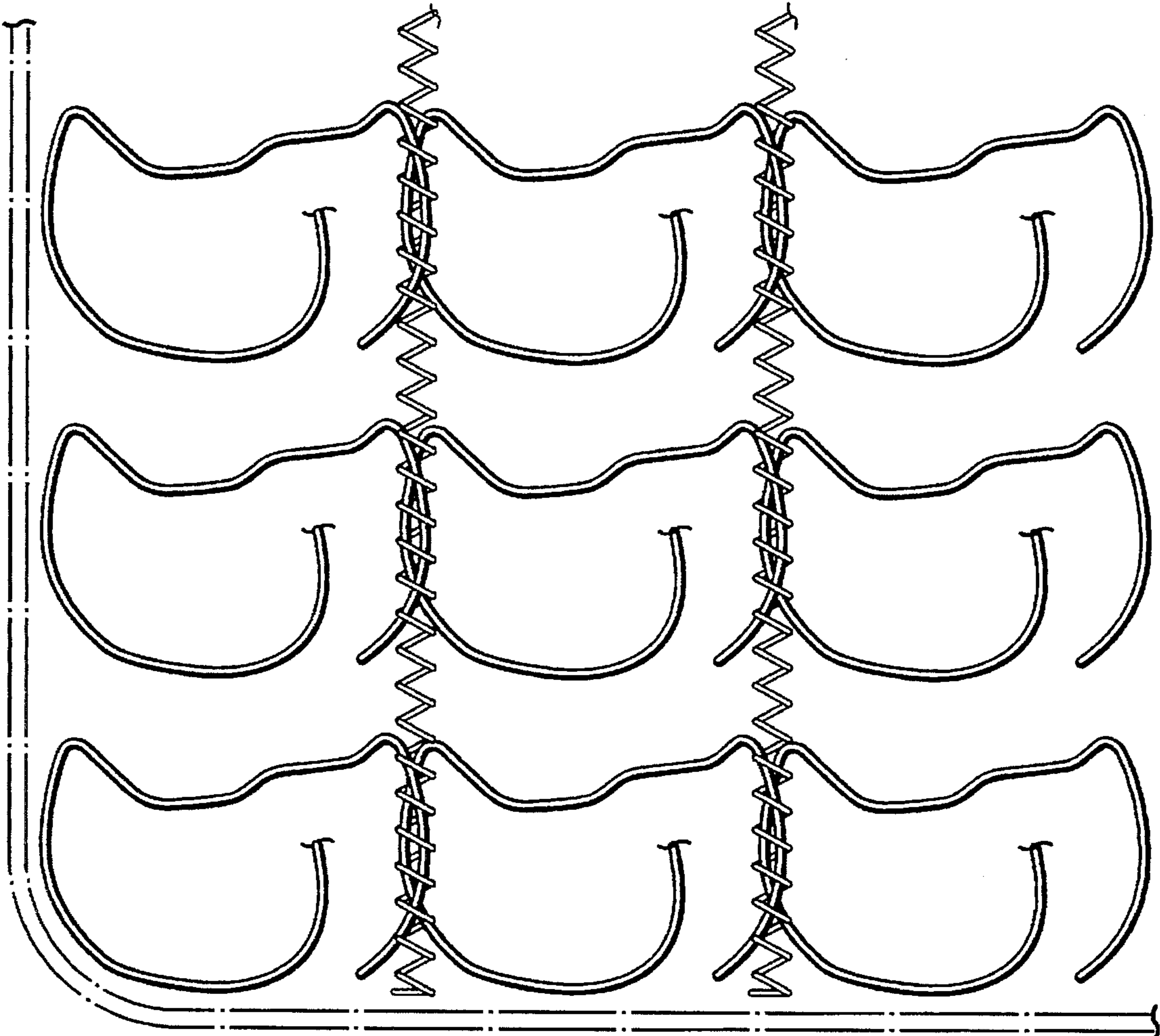


FIG. 2

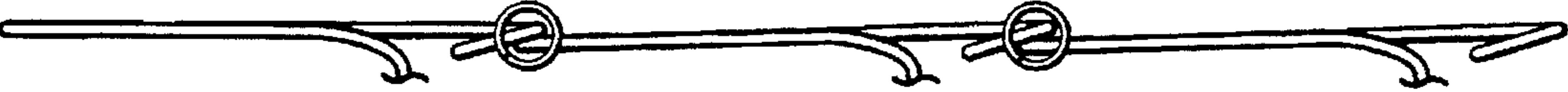


FIG. 4




FIG. 6

