



US00D382147S

United States Patent [19]
Sandy

[11] **Patent Number: Des. 382,147**
[45] **Date of Patent: **Aug. 12, 1997**

[54] **BROKEN PEDIMENT ENDCAP FOR
SHELVING**

[76] Inventor: **Hal Sandy**, 4937 Glendale Rd.,
Shawnee-Mission, Kans. 66205

[**] Term: **14 Years**

[21] Appl. No.: **58,524**

[22] Filed: **Aug. 16, 1996**

[51] **LOC (6) Cl.** **06-06**

[52] **U.S. Cl.** **D6/492; D6/494; D6/495;**
D25/126

[58] **Field of Search** D6/491, 492, 494,
D6/495, 479, 509, 332; D25/58, 119, 120,
122, 124, 126; 108/59, 60; 211/191, 153;
52/239, 241, 243.1; 160/135

[56] **References Cited**

U.S. PATENT DOCUMENTS

D. 343,312 1/1994 Burdick et al. D6/495

D. 343,747 2/1994 Burdick et al. D6/495
D. 376,282 12/1996 Sandy D6/492
4,263,761 4/1981 Kristoff 52/241
5,287,666 2/1994 Frascaroli et al. 52/239

OTHER PUBLICATIONS

Dahlstrom, 1969, p. 99, #2577 at top.

Primary Examiner—Janice E. Seeger


[57] **CLAIM**

The ornamental design for a broken pediment end cap for shelving, as shown and described.

DESCRIPTION

FIG. 1 is a perspective view;
FIG. 2 is a side view, left view mirrors right;
FIG. 3 is a back view;
FIG. 4 is a front view;
FIG. 5 is a top view; and,
FIG. 6 is a bottom view.

1 Claim, 3 Drawing Sheets






Fig. 1




Fig. 2




Fig. 3




Fig. 4



Fig. 5



Fig. 6