



US00D382146S

**United States Patent** [19]  
**Sandy**

[11] **Patent Number: Des. 382,146**  
[45] **Date of Patent: \*\*Aug. 12, 1997**

[54] **END PANEL FOR SHELVING**  
[76] **Inventor: Hal Sandy**, 4937 Glendale Rd.,  
Shawnee-Mission, Kans. 66205

D. 343,312 1/1994 Burdick et al. .... D6/495  
D. 343,747 2/1994 Burdick et al. .... D6/495  
D. 376,282 12/1996 Sandy ..... D6/492  
3,166,100 1/1965 Tiola ..... D6/495 X

[\*\*] **Term: 14 Years**

*Primary Examiner—Janice E. Seeger*

[21] **Appl. No.: 58,217**

[57] **CLAIM**

[22] **Filed: Aug. 9, 1996**

The ornamental design for a end panel for shelving, as shown and described.

[51] **LOC (6) Cl. .... 06-06**

[52] **U.S. Cl. .... D6/492; D6/494; D6/495; D25/126**

**DESCRIPTION**

[58] **Field of Search** ..... D6/491, 492, 494, D6/495, 479, 509, 332; D25/58, 119, 120, 122, 124, 126; 108/59, 60; 211/191, 153; 52/239, 241, 243.1; 160/135


FIG. 1 is a perspective view;  
FIG. 2 is a side view;  
FIG. 3 is a back view;  
FIG. 4 is a front view; and,  
FIG. 5 is a top view.


[56] **References Cited**

**U.S. PATENT DOCUMENTS**

D. 214,724 7/1969 Ferdinand ..... D25/126 X

**1 Claim, 3 Drawing Sheets**






*Fig. 1*




*Fig. 2.*



*Fig. 5*



*Fig. 3*



*Fig. 4*