



US00D382136S

United States Patent [19]
Lin

[11] **Patent Number: Des. 382,136**

[45] **Date of Patent: **Aug. 12, 1997**

[54] **JEWELRY CASE**

[76] **Inventor: Jui-Lin Lin**, No. 186-3, Sec. 1,
Tung-Shan Rd., Pei-Tun Dist., Taichung
City, Taiwan

[**] **Term: 14 Years**

[21] **Appl. No.: 55,834**

[22] **Filed: Jun. 3, 1996**

[51] **LOC (6) Cl. 06-04**

[52] **U.S. Cl. D6/439; D6/440**

[58] **Field of Search** D6/396, 397, 432-448;
312/204, 227, 257, 297, 201, 325; D3/273-275,
294-297, 903

[56] **References Cited**

U.S. PATENT DOCUMENTS

D. 200,475	3/1965	Fortson	D6/440
D. 301,416	6/1989	Powell	D6/440
D. 306,102	2/1990	Yau-Kee	D6/440
D. 308,307	6/1990	Keller	D6/439
D. 313,131	12/1990	Ungaro	D6/446
D. 322,525	12/1991	Powell	D6/440

D. 332,533	1/1993	Ma	D6/446
D. 363,394	10/1995	Mohundro	D6/440
D. 363,395	10/1995	Mohundro	D6/440
D. 368,183	3/1996	Shih et al.	D6/440
1,242,916	10/1917	Brooks	312/201

Primary Examiner—Carmen H. Vales-Lado
Attorney, Agent, or Firm—Beveridge, DeGrandi, Weilacher
& Young LLP


[57] **CLAIM**

The ornamental design for jewelry case, as shown and described.

DESCRIPTION

FIG. 1 is a perspective view of jewelry case showing my new design;
FIG. 2 is a front elevational view thereof;
FIG. 3 is a rear side elevational view thereof;
FIG. 4 is a left side elevational view thereof;
FIG. 5 is a right side elevational view thereof;
FIG. 6 is a top plan view thereof; and,
FIG. 7 is a bottom plan view thereof.

1 Claim, 4 Drawing Sheets






FIG. 1




FIG. 2

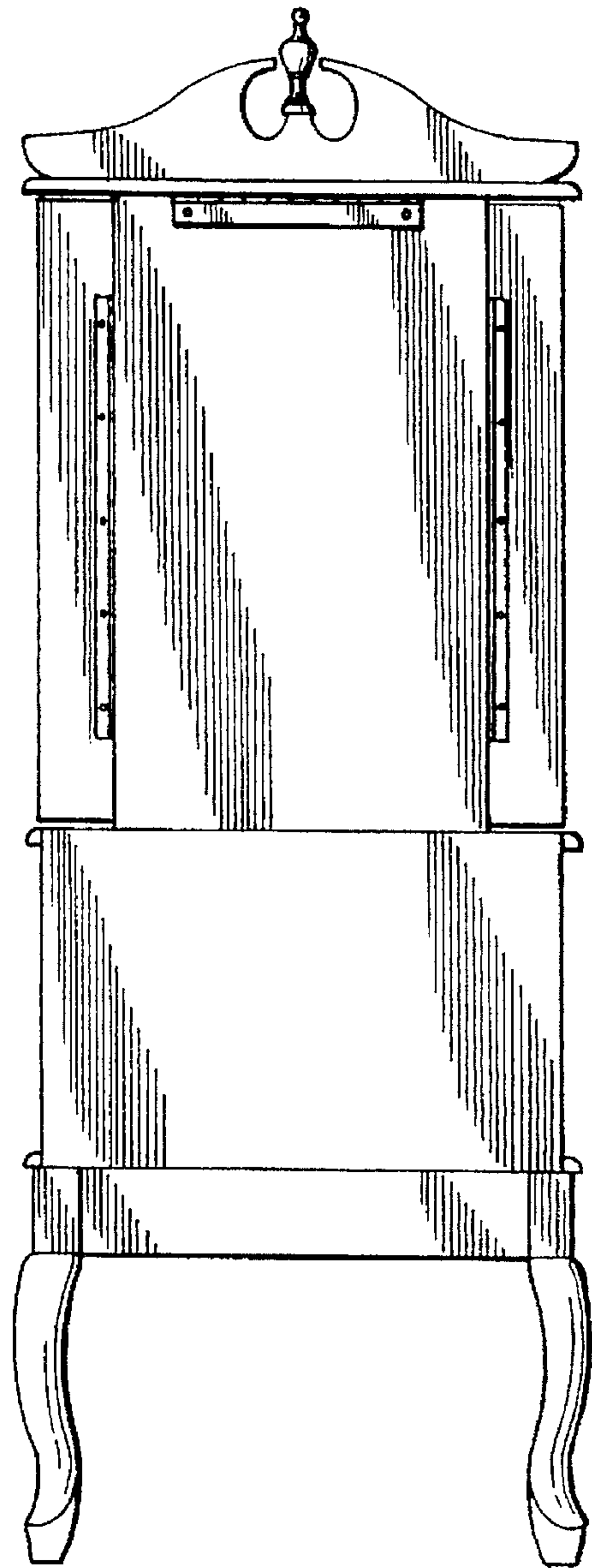


FIG. 3

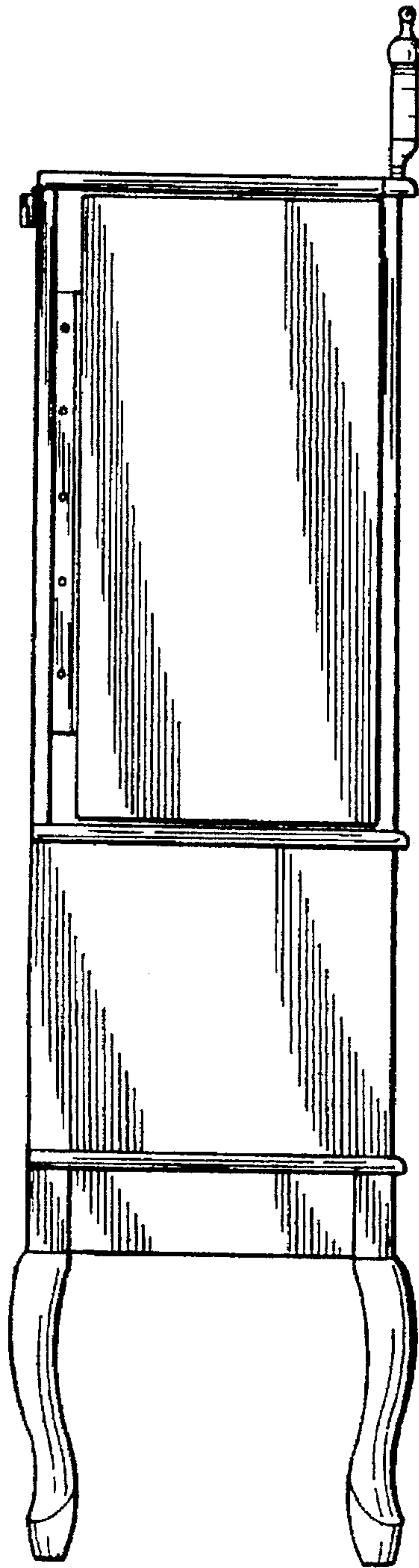


FIG. 4

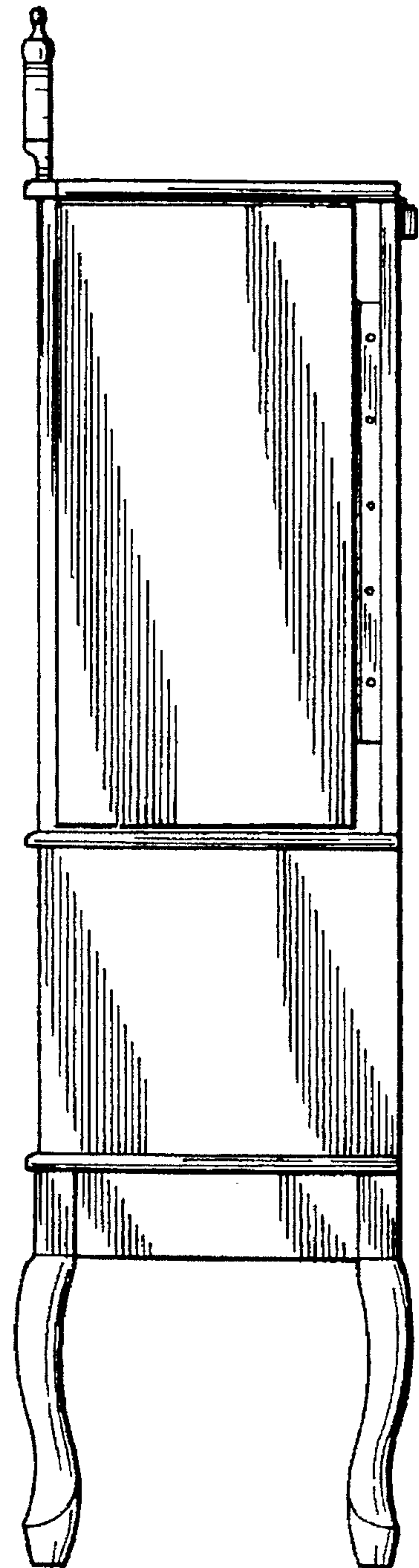


FIG. 5

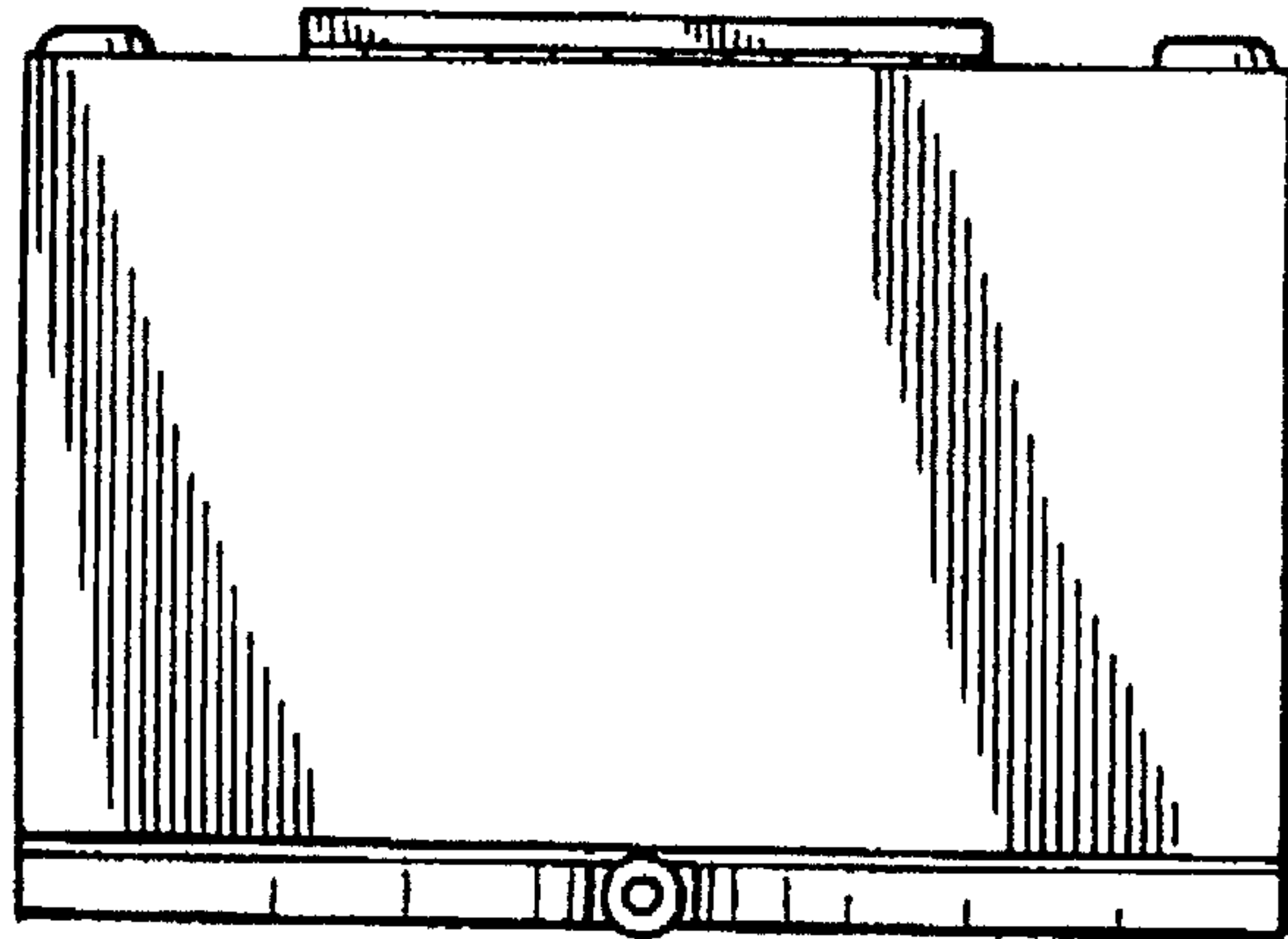


FIG. 6

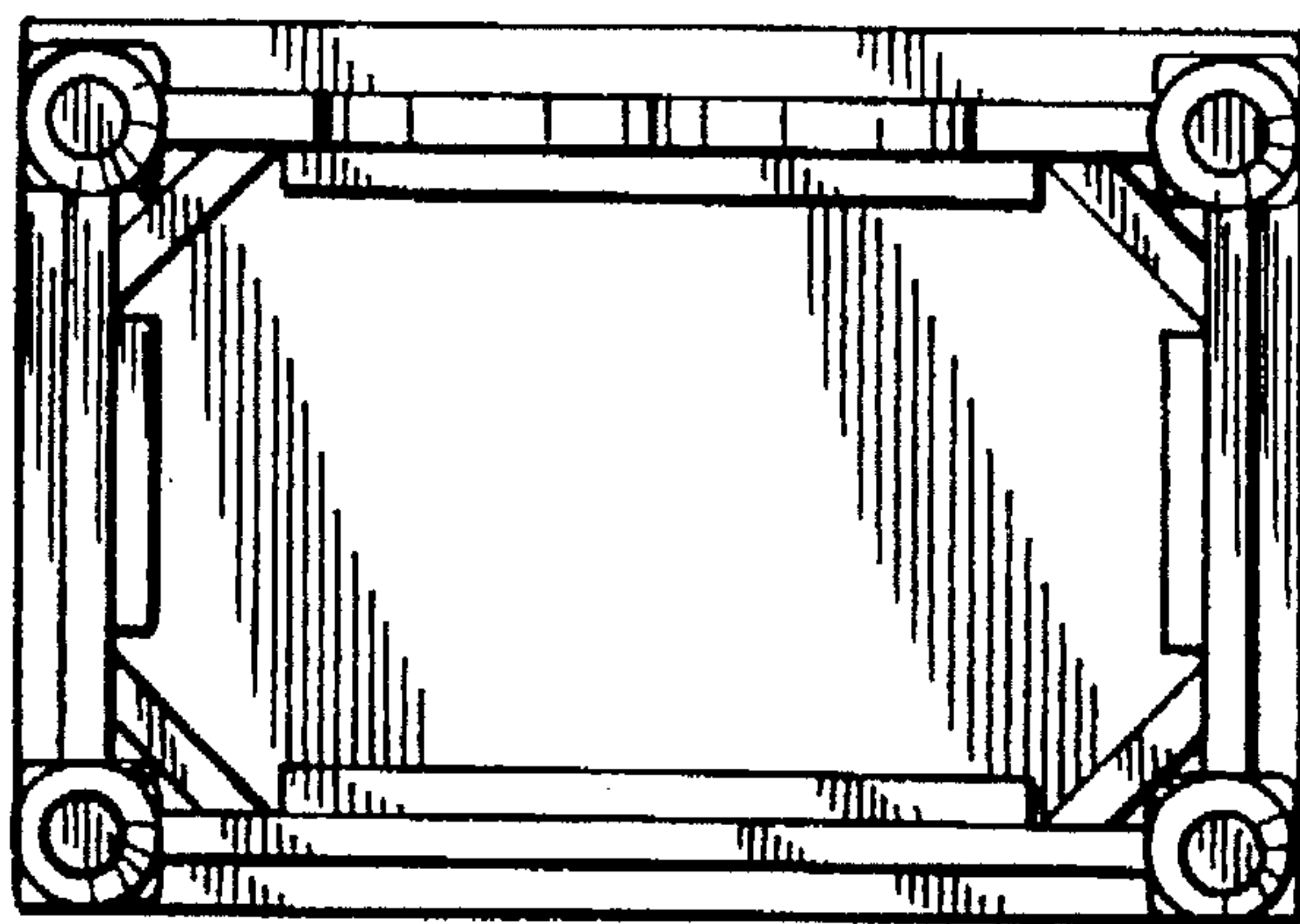


FIG. 7