



US00D382115S

# United States Patent [19] Chang

[11] Patent Number: **Des. 382,115**

[45] Date of Patent: **\*\*Aug. 12, 1997**

[54] **TOOL BOX**

[76] Inventor: **Kenny Chang**, 5th Fl., No. 29, Lane 126, Minsheng Rd., Pingho Li, West Dist., Taichung, Taiwan

[\*\*] Term: **14 Years**

[21] Appl. No.: **50,737**

[22] Filed: **Feb. 26, 1996**

[51] LOC (6) Cl. .... **03-01**

[52] U.S. Cl. .... **D3/282; D3/905**

[58] Field of Search ..... D3/282, 276, 294, D3/284, 905, 273; 206/372, 373, 349; 190/100, 107, 109, 111, 112, 113, 114, 115; 312/244

[56] **References Cited**

**U.S. PATENT DOCUMENTS**

- D. 314,667 2/1991 Hussain ..... D3/274
- D. 362,546 9/1995 Mundorf et al. .... D3/276
- D. 367,557 3/1996 Chang ..... D3/276

- D. 368,159 3/1996 Calmeise et al. .... D3/282
- D. 368,371 4/1996 Calmeise ..... D3/276
- 5,429,235 7/1995 Chen ..... 206/373

*Primary Examiner*—Philip S. Hyder  
*Attorney, Agent, or Firm*—Morton J. Rosenberg; David I. Klein


[57] **CLAIM**

The ornamental design for a tool box, as shown and described.

**DESCRIPTION**

FIG. 1 is a front-left-top perspective view of a tool box, showing my new design;  
FIG. 2 is a front elevational view thereof;  
FIG. 3 is a rear elevational view thereof;  
FIG. 4 is a left elevational view thereof;  
FIG. 5 is a right elevational view thereof;  
FIG. 6 is a top plan view thereof; and,  
FIG. 7 is a bottom plan view thereof.

**1 Claim, 4 Drawing Sheets**






FIG .1




FIG. 2




FIG. 5



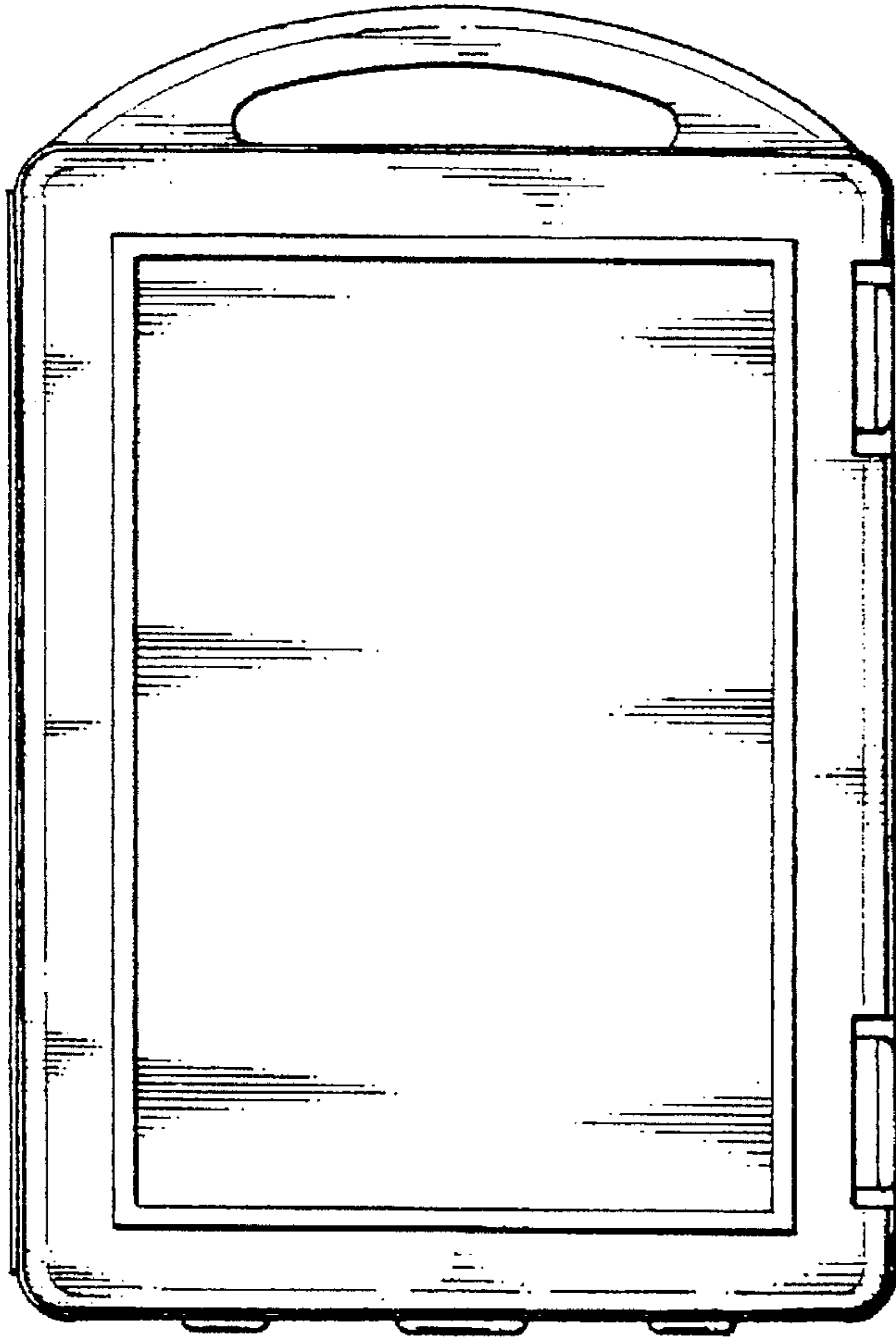


FIG. 3

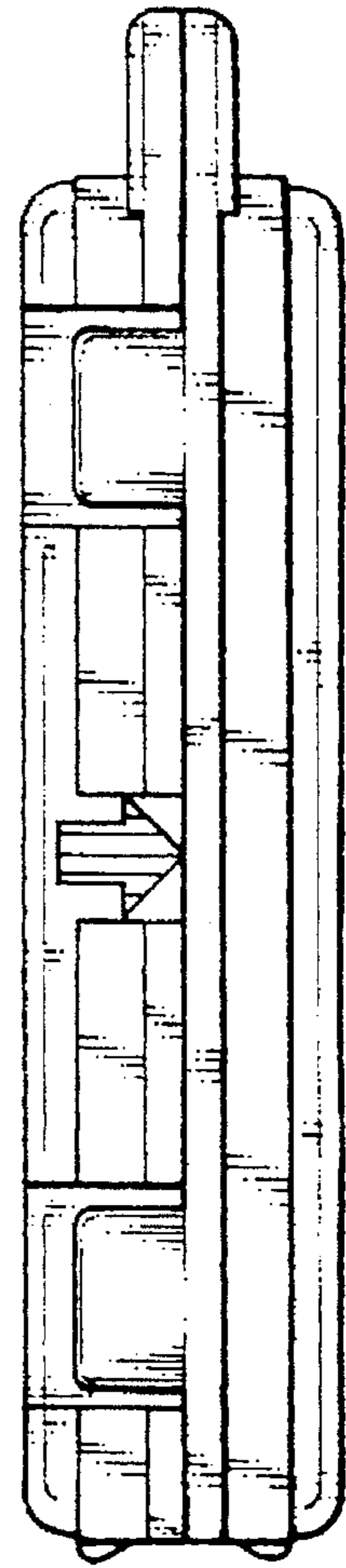


FIG. 4




FIG. 6

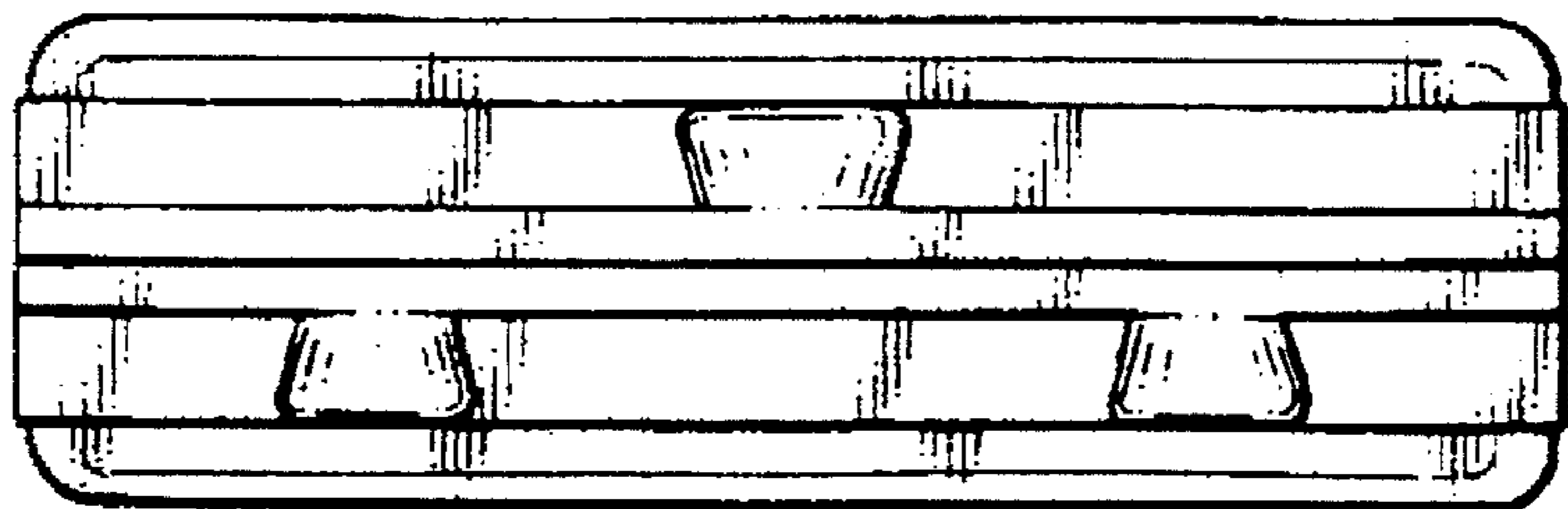


FIG. 7