



US00D382103S

United States Patent [19]

Brown

[11] Patent Number: **Des. 382,103**

[45] Date of Patent: ****Aug. 12, 1997**

[54] **HINGED SPREADER ASSEMBLY FOR SHOES AND BOOTS**

[75] Inventor: **Dennis N. Brown**, Blaine, Wash.

[73] Assignee: **Northwest Podiatric Laboratory, Inc.**, Blaine, Wash.

[**] Term: **14 Years**

[21] Appl. No.: **39,537**

[22] Filed: **May 26, 1995**

[51] LOC (6) Cl. **07-99**

[52] U.S. Cl. **D2/979; D8/51**

[58] Field of Search D8/51, 52; D2/979; 12/114.4, 115.2, 114.2, 115.4, 116.8, 142 N, 119.5

[56] **References Cited**

U.S. PATENT DOCUMENTS

D. 204,448	4/1966	Johnson	D2/979
D. 217,944	6/1970	Dunkelman	D2/979
D. 221,498	8/1971	Goldberg	D2/979
D. 331,691	12/1992	Chan	D8/107
D. 331,828	12/1992	Issler	D2/979

D. 338,323	8/1993	Bramble	D2/979
D. 360,816	8/1995	Brown	D8/106
1,917,041	7/1933	Legge	12/115.2
4,060,869	12/1977	Brown	12/115.2
5,337,432	8/1994	Pirhonen	12/115.2

Primary Examiner—Philip S. Hyder
Attorney, Agent, or Firm—Todd N. Hathaway

[57] **CLAIM**

The ornamental design for a hinged spreader assembly for shoes and boots, as shown and described.

DESCRIPTION

FIG. 1 is a perspective view of a hinged spreader assembly for shoes and boots showing my new design;
FIG. 2 is a top plan view thereof, wherein the broken line showing the expander is for illustrative purposes only and forms no part of the claimed design;
FIG. 3 is right side elevational view of the hinged spreader assembly showing my new design;
FIG. 4 is a bottom plan view thereof;
FIG. 5 is a left side elevational view thereof;
FIG. 6 is a forward end elevational view thereof; and,
FIG. 7 is a rearward end elevational view thereof.

1 Claim, 2 Drawing Sheets

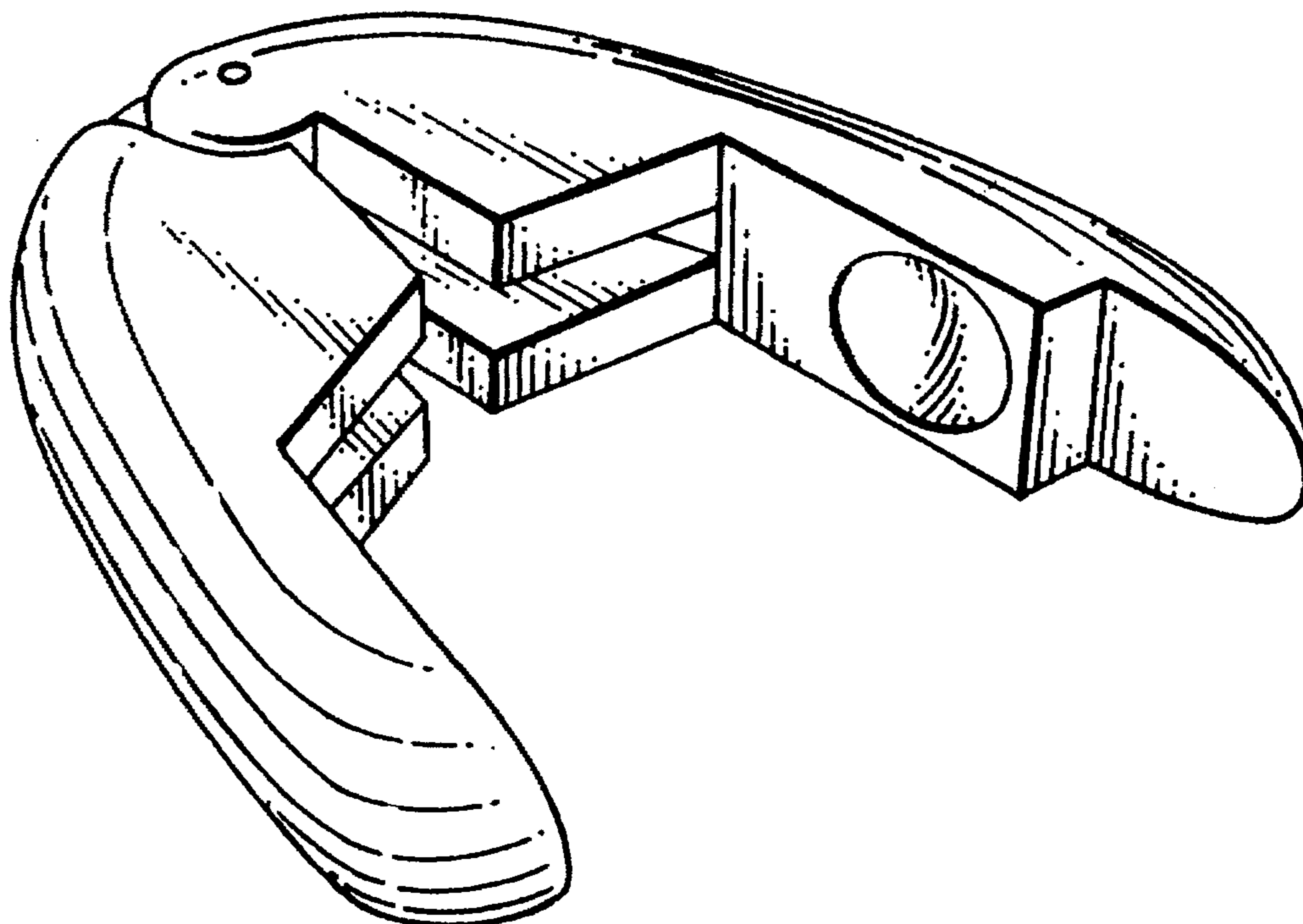


FIG. 1

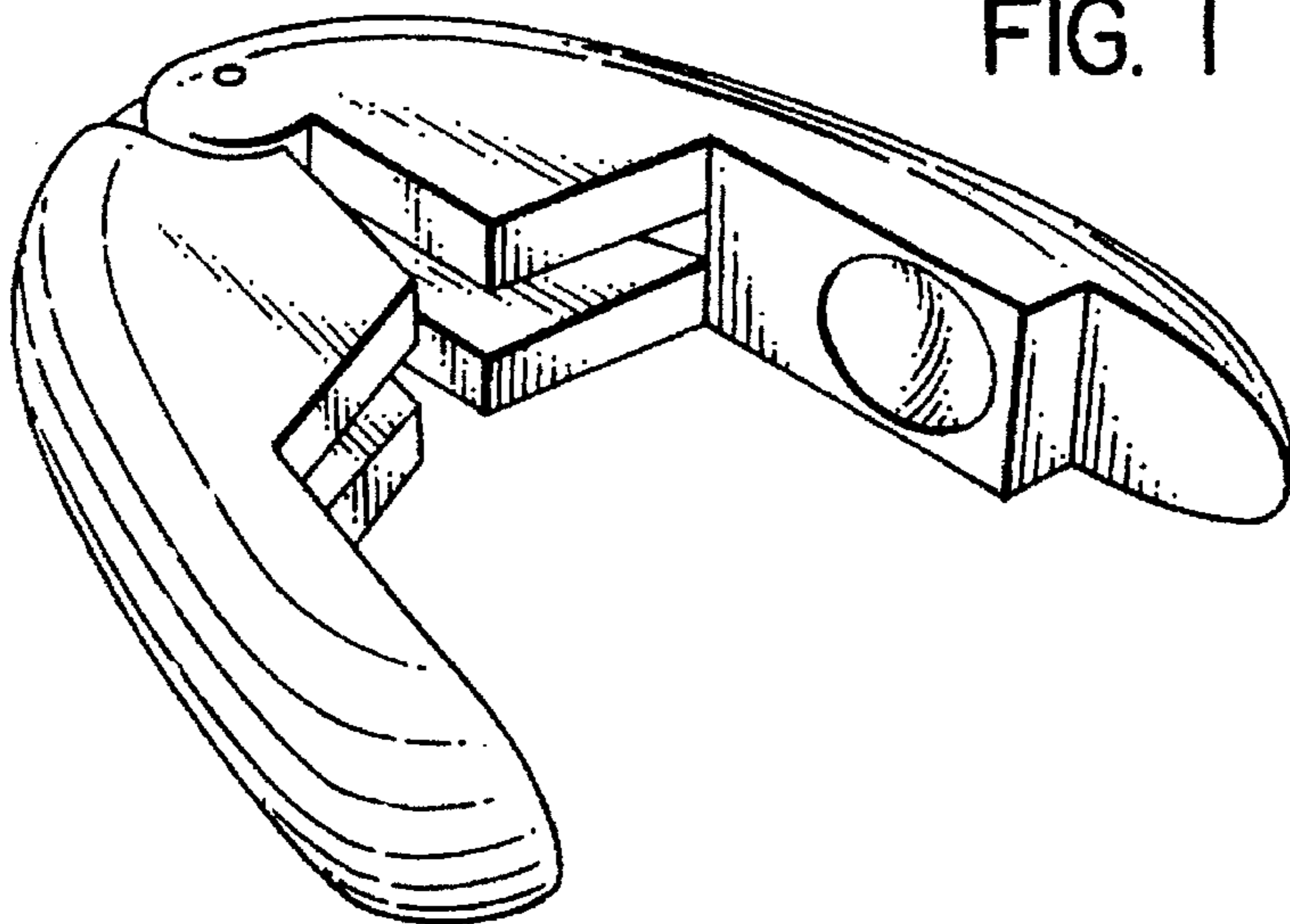


FIG. 2

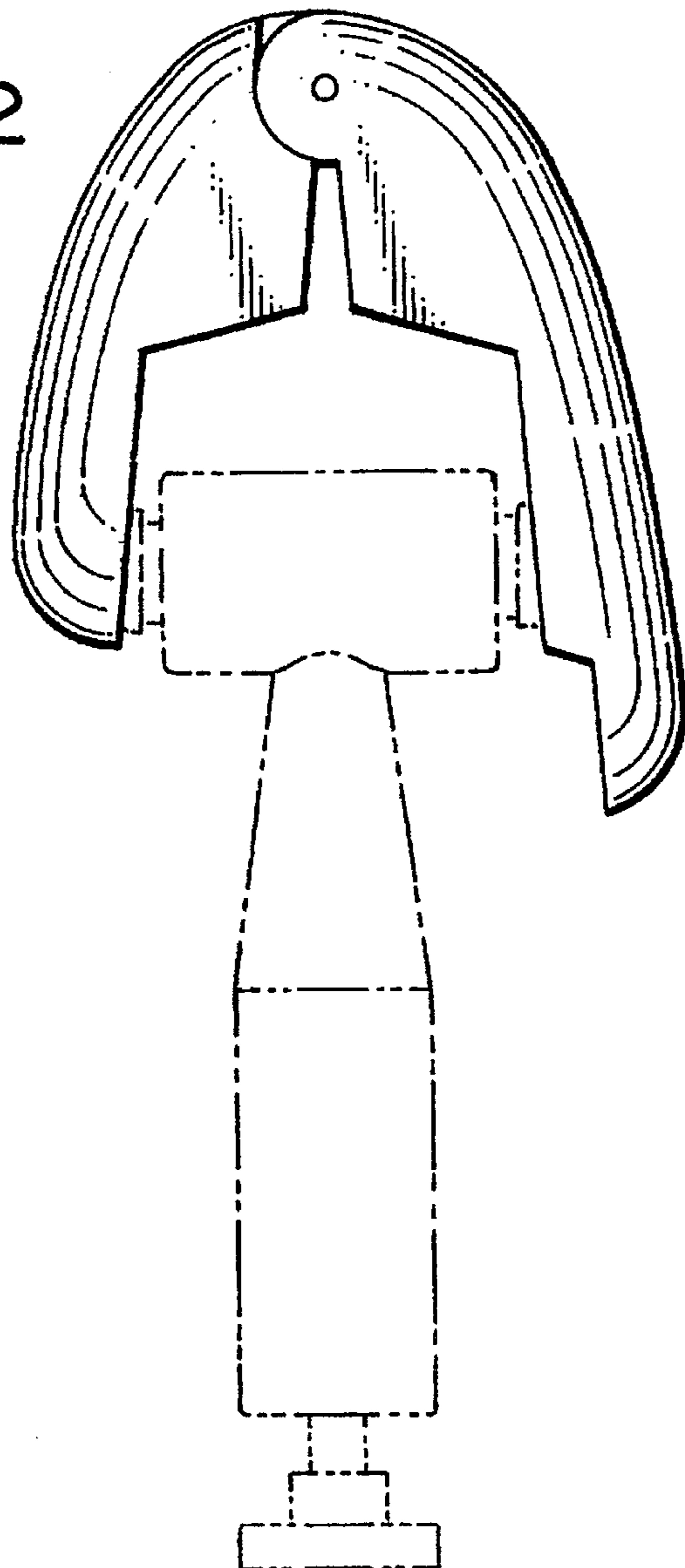


FIG. 3




FIG. 4

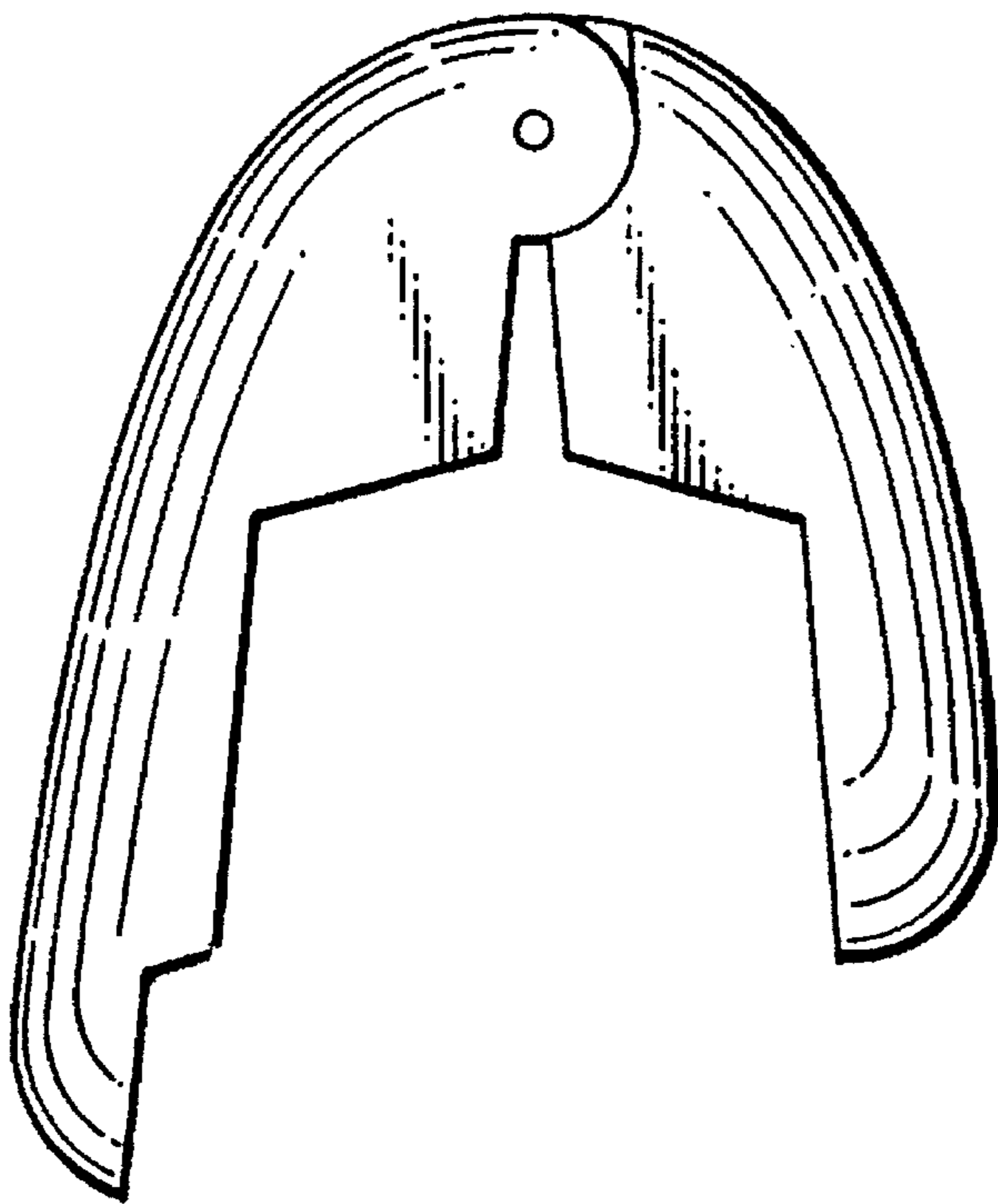


FIG. 5




FIG. 6

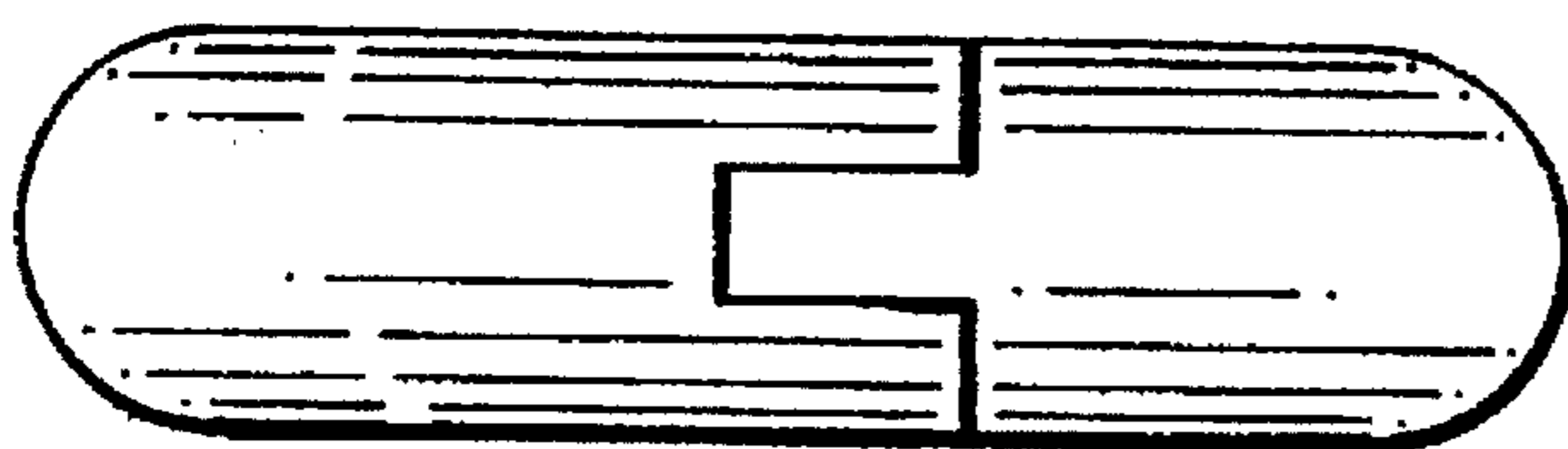


FIG. 7

