



US00D382099S

United States Patent [19]
Hoefft

[11] **Patent Number: Des. 382,099**

[45] **Date of Patent: **Aug. 12, 1997**

[54] **SIDE ELEMENT OF AN UPPER**

5,243,772 9/1993 Francis et al. 36/114
5,475,936 12/1995 Cavasin .

[75] Inventor: **David W. Hoefft**, Beaverton, Oreg.

OTHER PUBLICATIONS

[73] Assignee: **Nike, Inc.**, Beaverton, Oreg.

NIKE Spring 1996 Footwear Catalog, published Jun. 1995,
pp. 41 and 43.

[**] Term: **14 Years**

Primary Examiner—Dominic Simone
Attorney, Agent, or Firm—Banner & Witcoff, Ltd.

[21] Appl. No.: **47,239**

[22] Filed: **Nov. 29, 1995**

[57] **CLAIM**

[51] **LOC (6) Cl.** **02-99**

The ornamental design for a side element of an upper, as shown and described.

[52] **U.S. Cl.** **D2/972; D2/904**

[58] **Field of Search** D2/896, 902, 907,
D2/946, 969, 972, 904; 36/114, 129, 45,
48, 58, 66; 24/713.6, 714.6; D21/226

DESCRIPTION

[56] **References Cited**

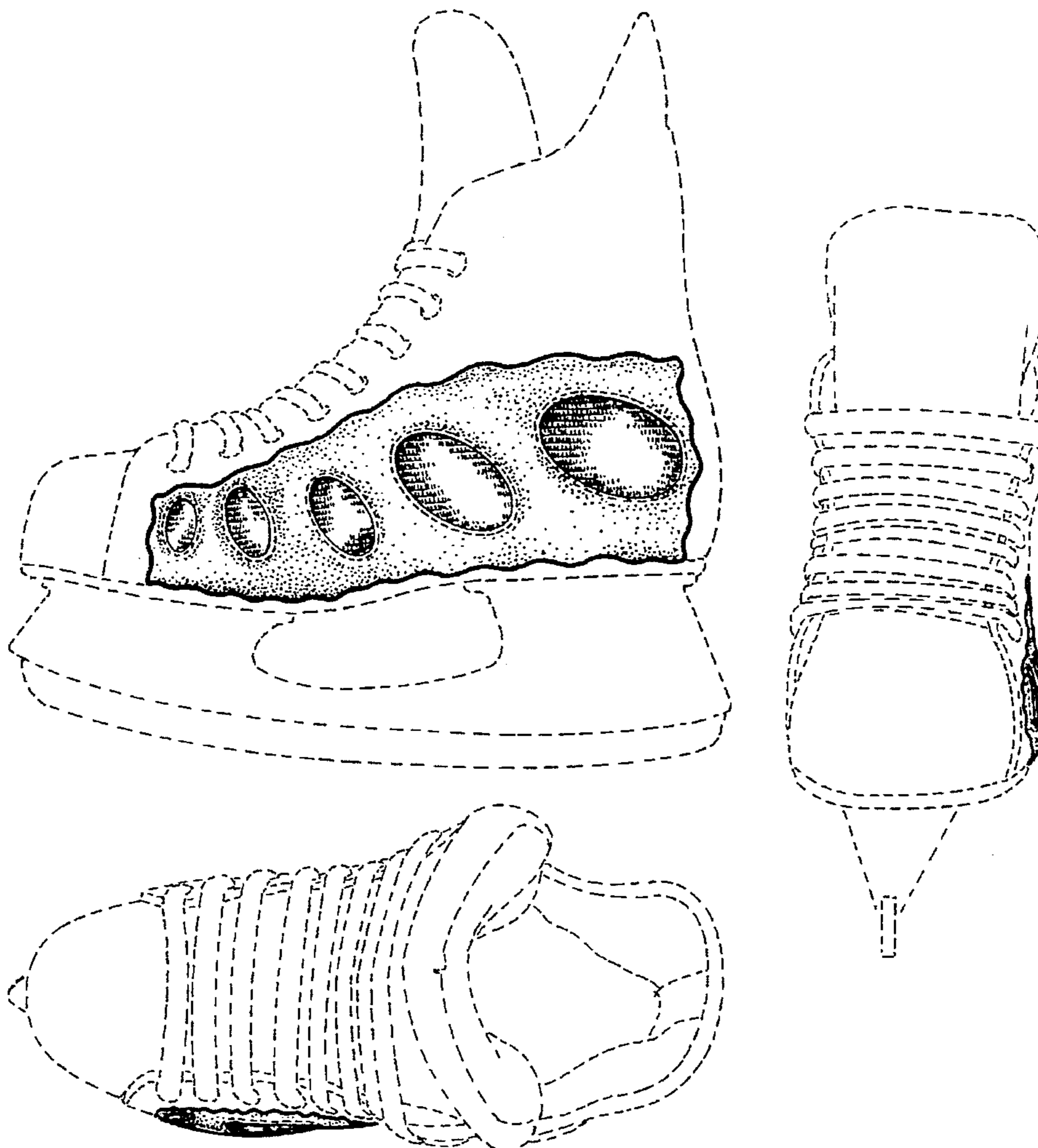
FIG. 1 is a side elevational view of a side element of an upper showing my new design;
FIG. 2 is a top plan view thereof;
FIG. 3 is a front elevational view thereof; and,
FIG. 4 is a rear elevational view thereof.

U.S. PATENT DOCUMENTS

The broken line showing of a skate blade and the remaining portion of the upper shown in FIGS. 1—4 is for illustrative purposes only and forms no part of the claimed design.

- D. 346,484 5/1994 Hatfield .
- D. 355,523 2/1995 Losi, II .
- D. 357,794 5/1995 Avar et al. .
- D. 365,195 12/1995 Chen .
- D. 371,672 7/1996 Hoshizaki et al. D2/904
- D. 374,340 10/1996 Avar D2/972

1 Claim, 2 Drawing Sheets



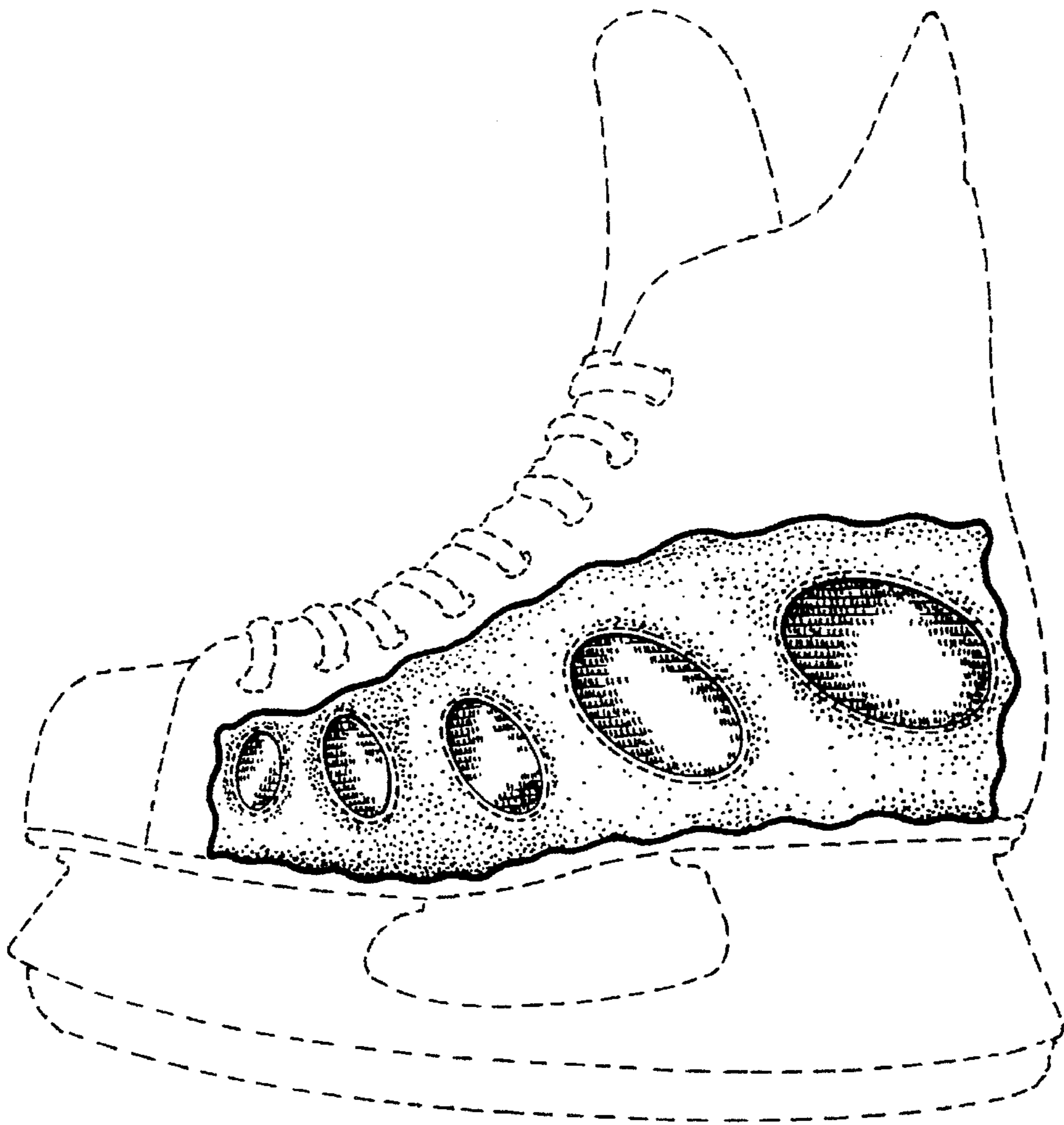


FIG. 1

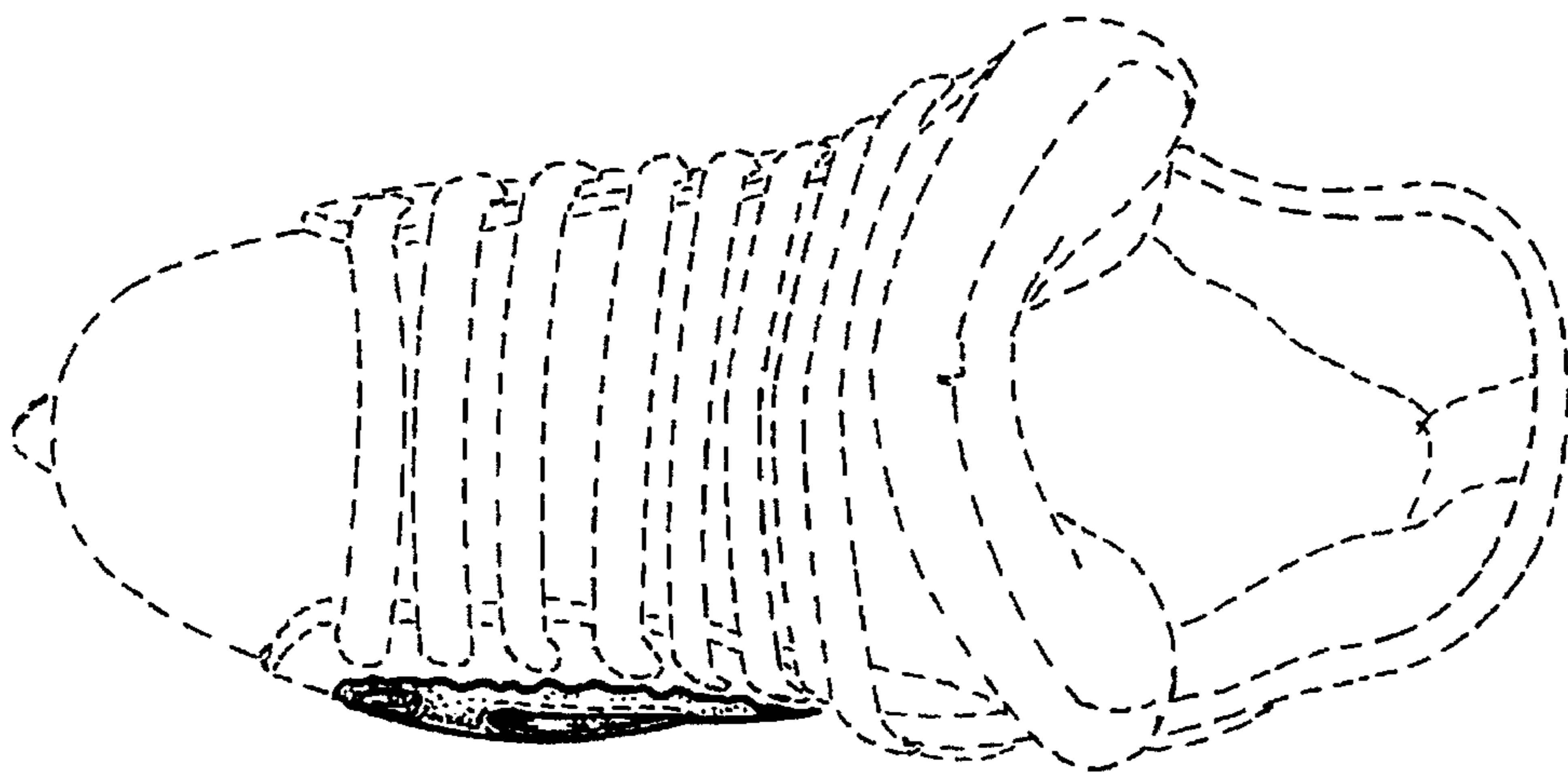


FIG. 2




FIG. 4

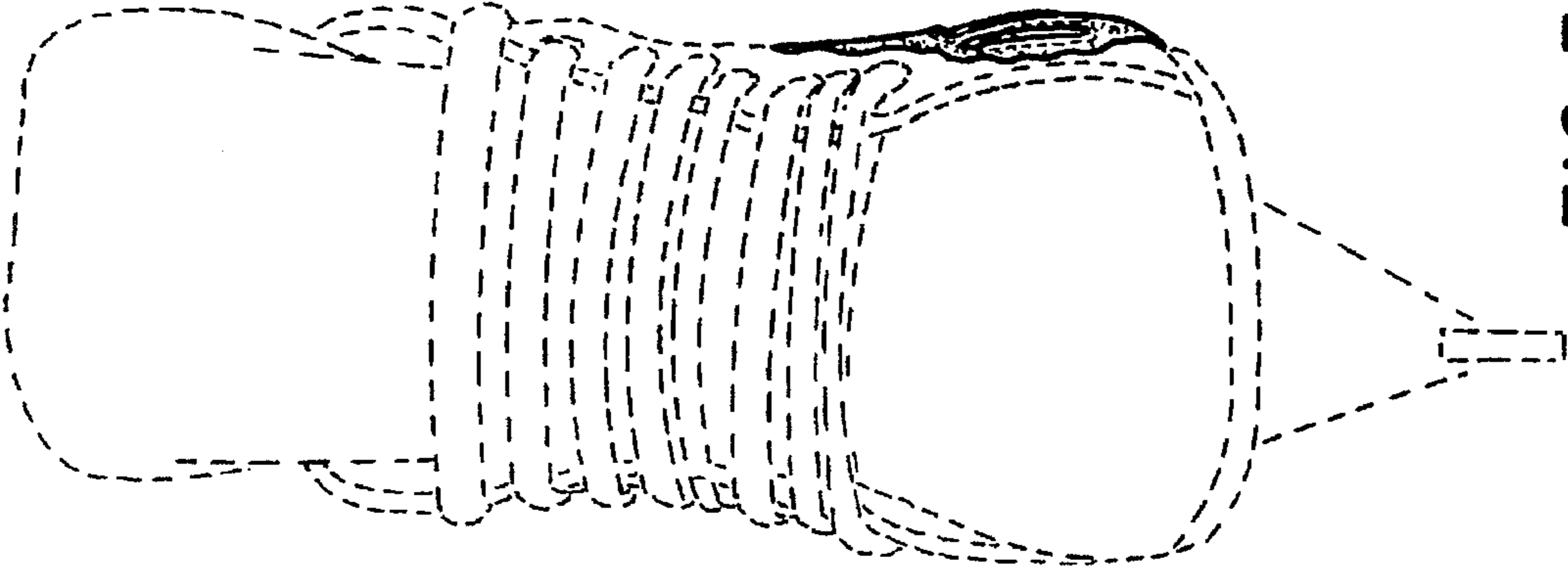


FIG. 3