



US00D382081S

# United States Patent [19]

Sato et al.

[11] Patent Number: **Des. 382,081**

[45] Date of Patent: **\*\*Aug. 5, 1997**

[54] DECORATIVE LAMP

[75] Inventors: **Katunori Sato**, Tochigi; **Kazuaki Murata**, Tokyo, both of Japan

[73] Assignee: **Moriyama Sangyo Kabushiki Kaisha**, Tokyo, Japan

[\*\*] Term: **14 Years**

[21] Appl. No.: **57,139**

[22] Filed: **Jul. 17, 1996**

### [30] Foreign Application Priority Data

Feb. 7, 1996 [JP] Japan ..... 8-2963

[51] LOC (6) Cl. .... **26-04**

[52] U.S. Cl. .... **D26/2**

[58] Field of Search ..... D26/1, 2, 3; 313/1, 313/25, 313, 315, 316, 317, 318

### [56] References Cited

#### U.S. PATENT DOCUMENTS

D. 310,725 9/1990 Hayakawa et al. .... D26/2

D. 334,071	3/1993	Itoh et al. ....	D26/2
D. 355,265	2/1995	Creightney ....	D26/2
2,425,864	8/1947	Cartun ....	313/315
4,208,604	6/1980	Couwenberg ....	D26/2

*Primary Examiner*—Marcus A. Jackson  
*Attorney, Agent, or Firm*—Morrison Law Firm


### [57] CLAIM

The ornamental design for the decorative lamp, as shown and described.

### DESCRIPTION

FIG. 1 is a perspective view of our design;  
FIG. 2 is a front elevation view thereof;  
FIG. 3 is a rear elevation view thereof;  
FIG. 4 is a top plan view thereof;  
FIG. 5 is a bottom plan view thereof;  
FIG. 6 is a left side elevation view thereof; and,  
FIG. 7 is a right side elevation view thereof.

**1 Claim, 2 Drawing Sheets**



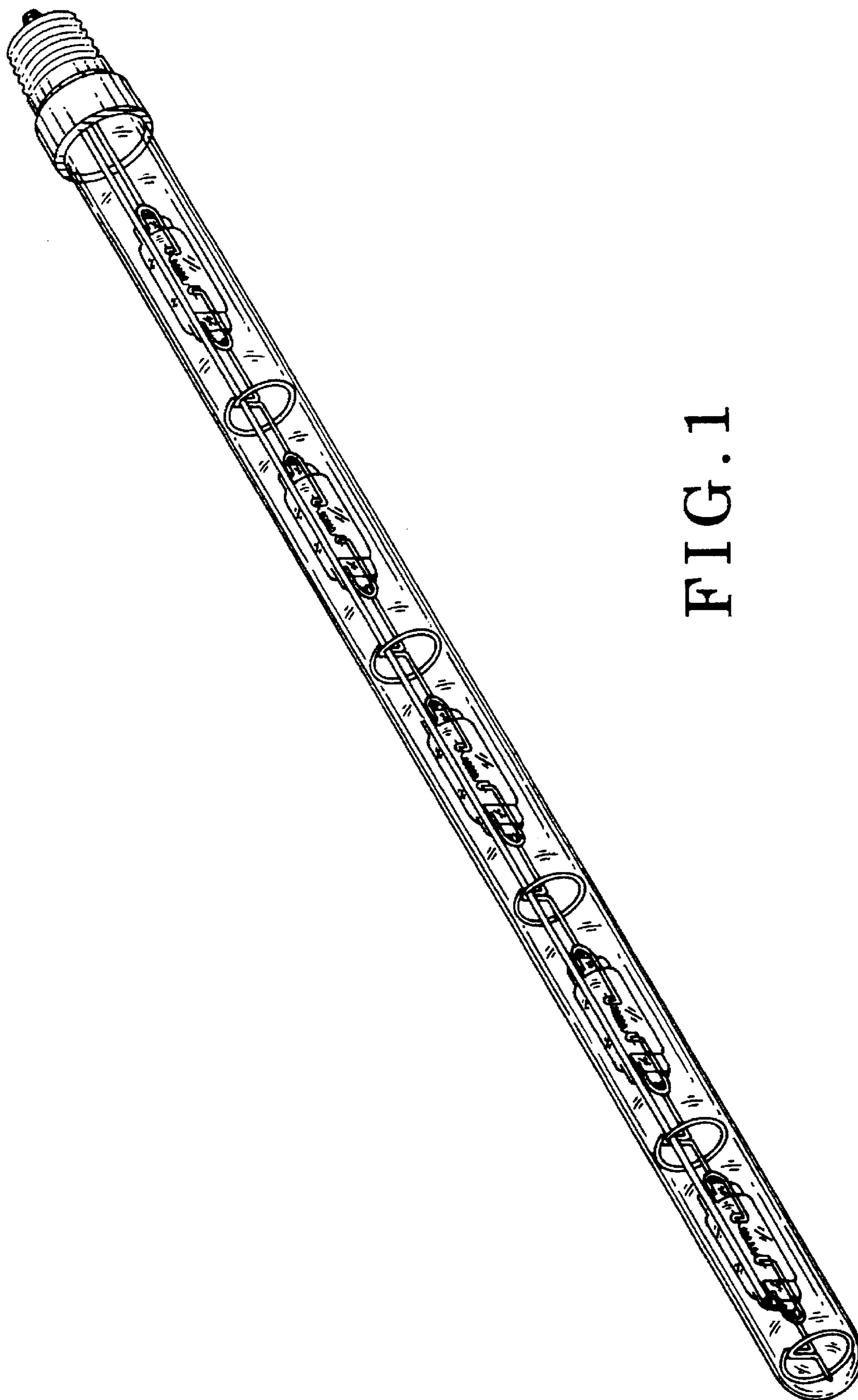


FIG. 1

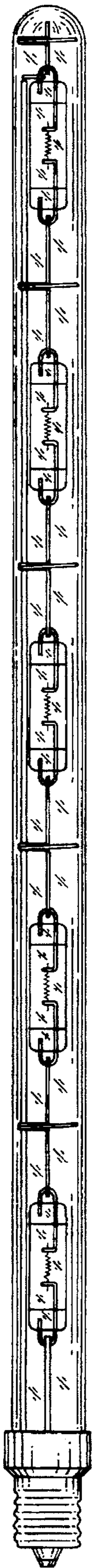


FIG. 2

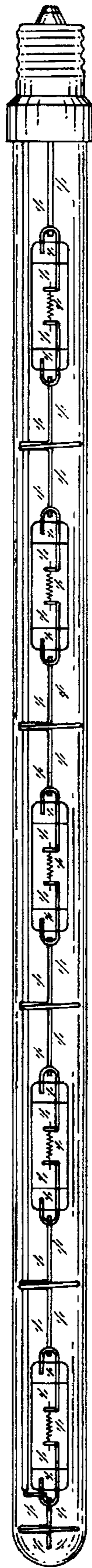


FIG. 3

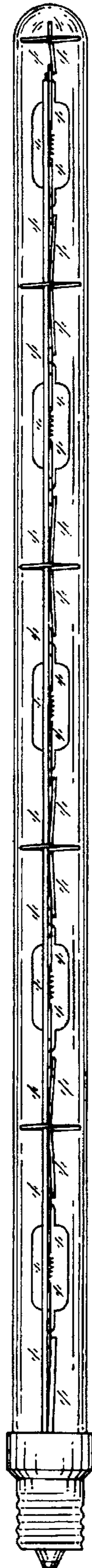


FIG. 4

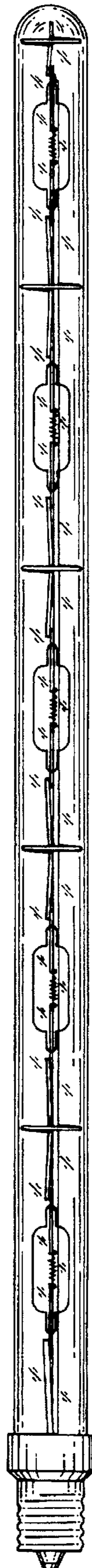


FIG. 5



FIG. 6 FIG. 7