



US00D382035S

**United States Patent** [19]  
**Swicegood**

[11] **Patent Number: Des. 382,035**  
[45] **Date of Patent: \*\*Aug. 5, 1997**

[54] **GUN REST**  
[76] **Inventor: Marcus S. Swicegood**, 846 Swicegood Rd., Linwood, N.C. 27299  
[\*\*] **Term: 14 Years**  
[21] **Appl. No.: 49,931**  
[22] **Filed: Feb. 5, 1996**  
[51] **LOC (6) Cl. .... 22-01**  
[52] **U.S. Cl. .... D22/108; D22/199**  
[58] **Field of Search .... D22/100, 101, D22/103, 107, 108, 109; D6/552; 42/94; 89/37.04; 124/1, 93.1; 182/182; 211/64; 224/913; 248/125.3, 156, 187.1**

4,967,497 11/1990 Yakscoe ..... 42/94  
5,240,211 8/1993 Anderson ..... 248/125.3  
5,414,949 5/1995 Peebles ..... 89/37.04 X

*Primary Examiner*—Louis S. Zarfes  
*Assistant Examiner*—Monica A. Weingart  
*Attorney, Agent, or Firm*—Rhodes Coats & Bennett, L.L.P.

[57] **CLAIM**

The ornamental design for a gun rest, as shown and described.

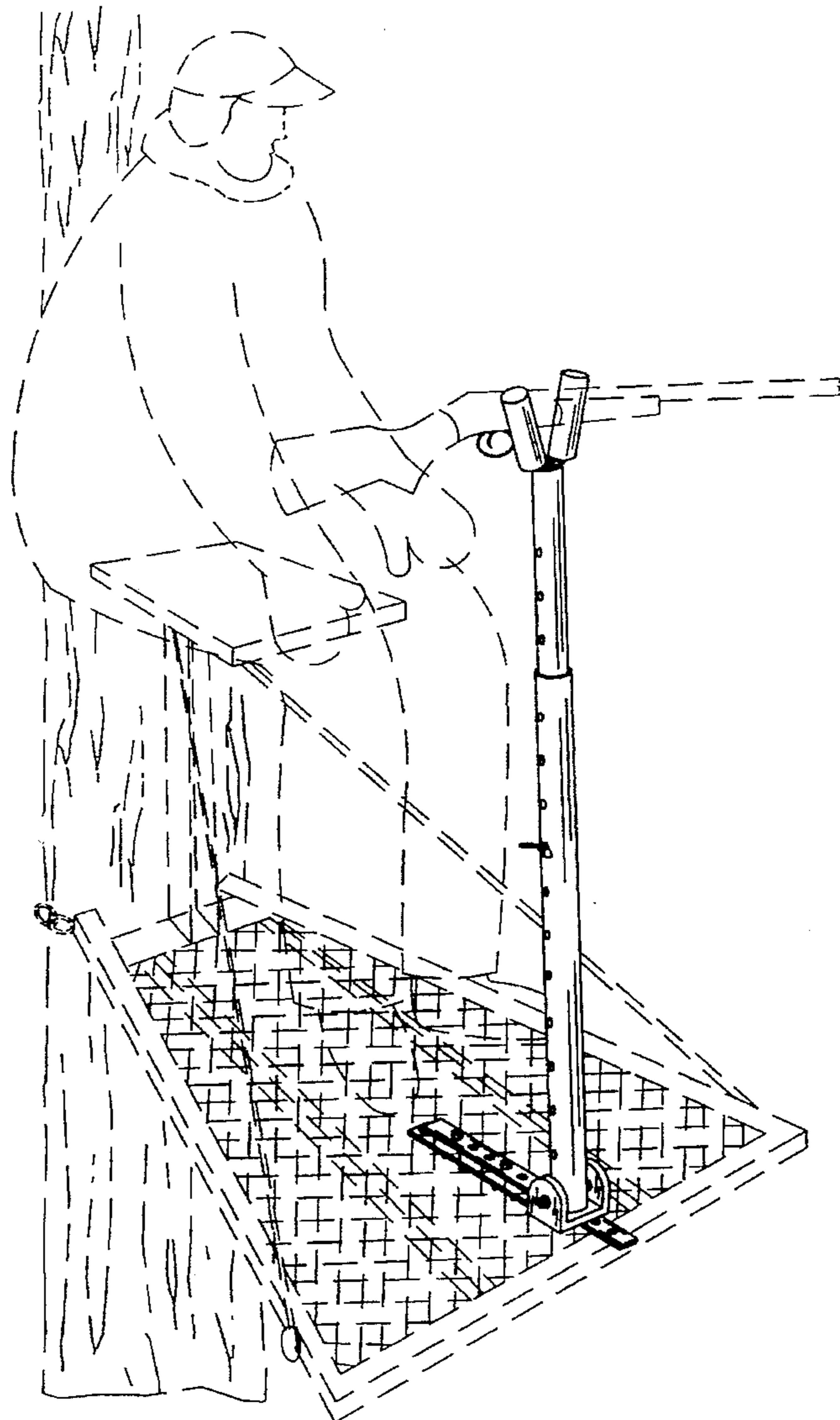
**DESCRIPTION**

FIG. 1 is a front perspective view of a gun rest showing my new design, the broken line shown is for illustrating environmental elements only and forms no part of the claimed design;

FIG. 2 is a rear perspective view thereof;  
FIG. 3 is a side elevational view thereof; and,  
FIG. 4 is a front elevational view thereof.

[56] **References Cited**  
**U.S. PATENT DOCUMENTS**  
D. 355,694 2/1995 Stafford, Jr. .... D22/107  
4,386,678 6/1983 Wendell ..... 182/182  
4,676,021 6/1987 Groba ..... 42/94

**1 Claim, 4 Drawing Sheets**



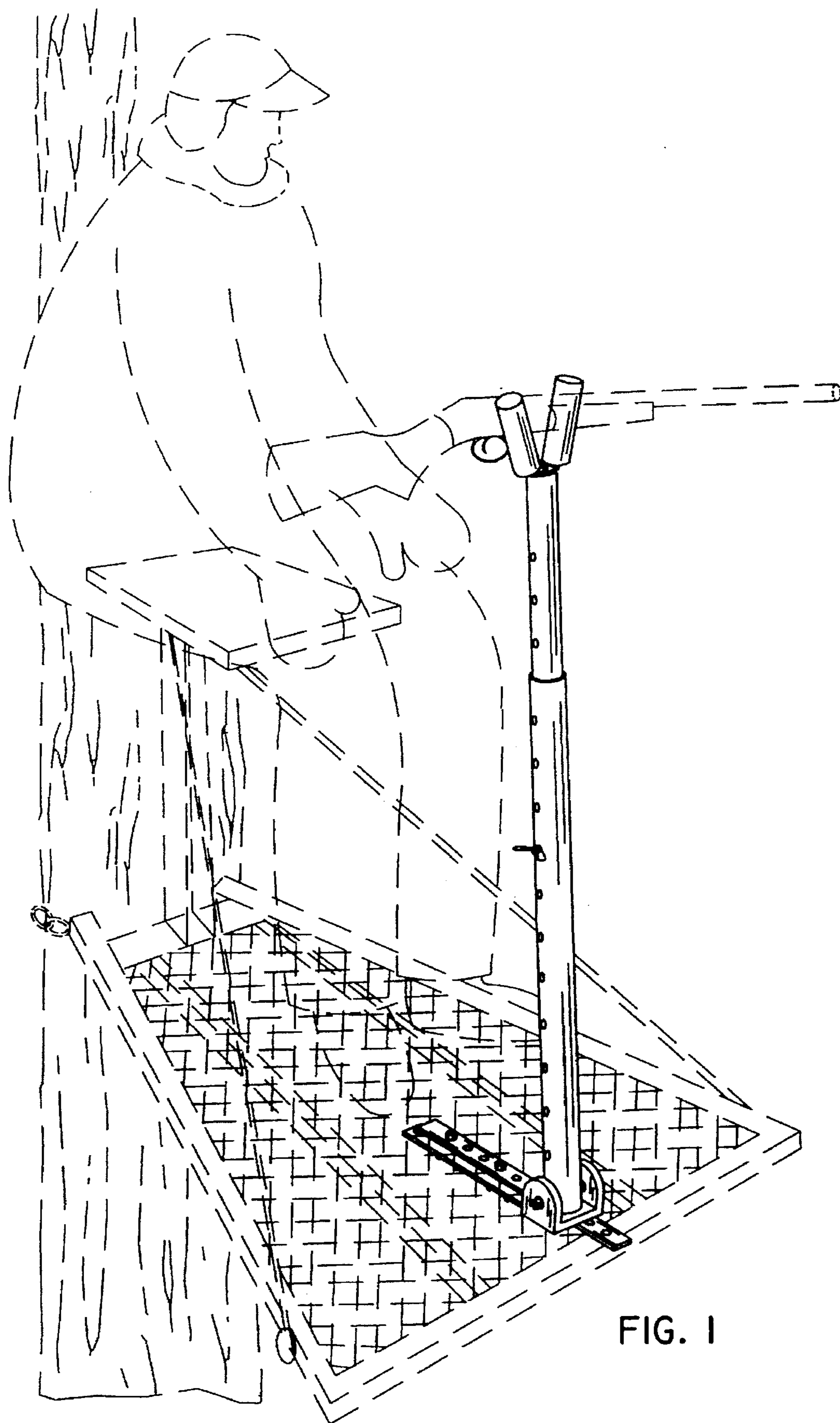


FIG. 1

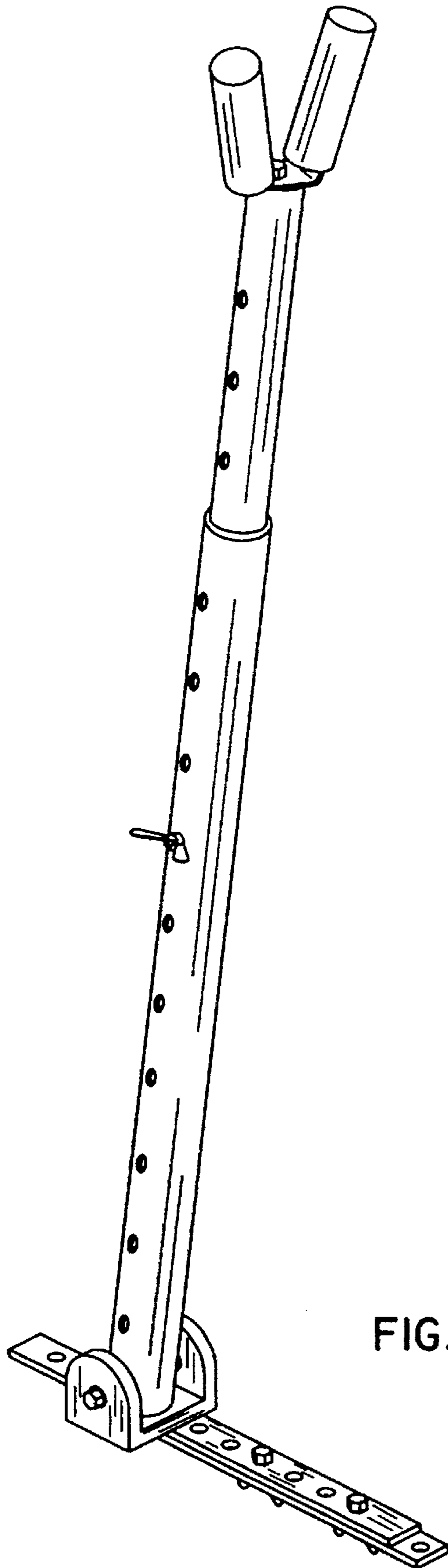


FIG. 2

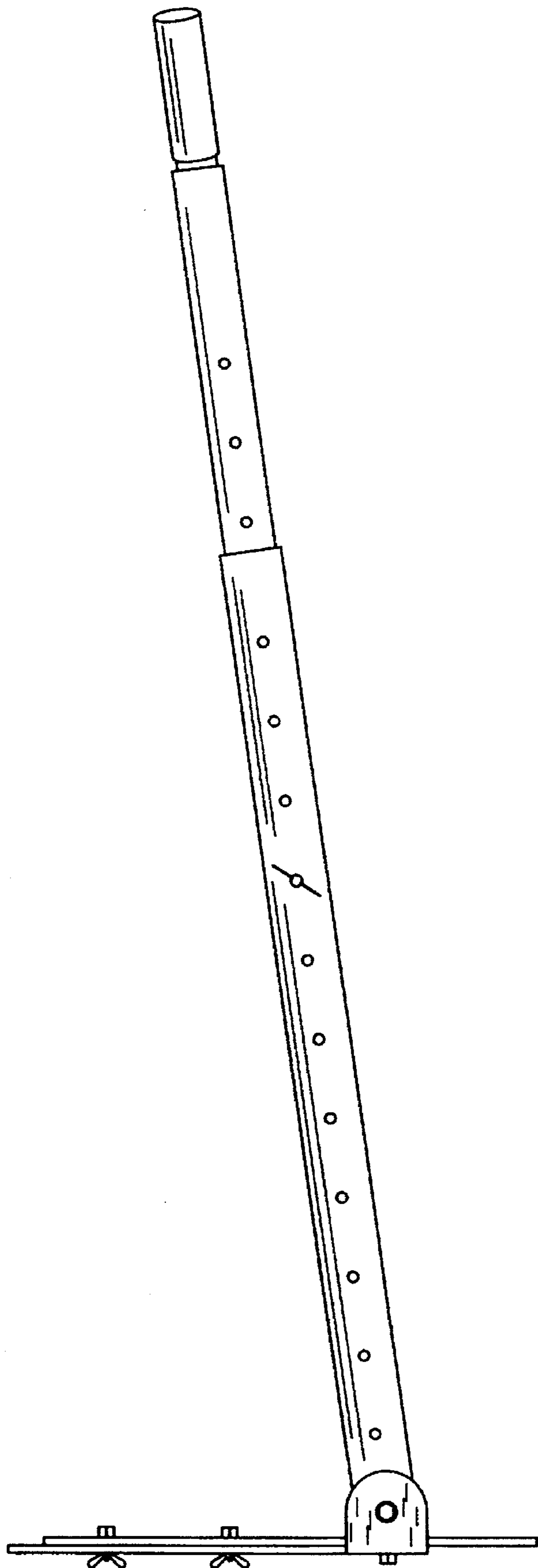


FIG. 3

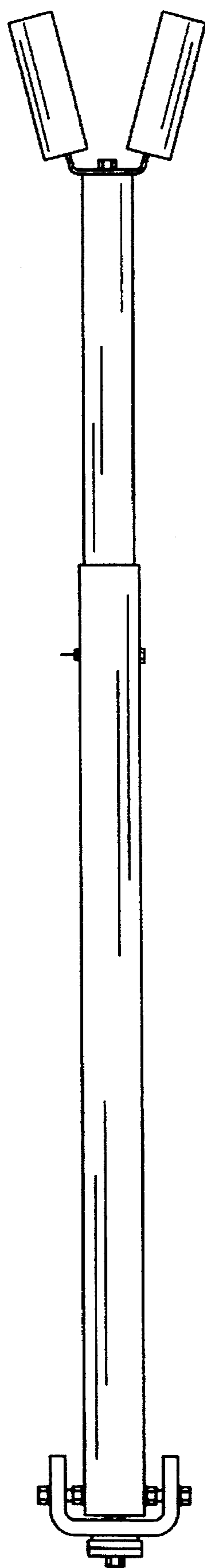


FIG. 4