



US00D382033S

# United States Patent [19]

Moriyama et al.

[11] Patent Number: **Des. 382,033**

[45] Date of Patent: **\*\*Aug. 5, 1997**

[54] **GOLF BALL**

[75] Inventors: **Keiji Moriyama; Satoshi Iwami**, both of Akashi, Japan

[73] Assignee: **Sumitomo Rubber Industries, Ltd.**, Hyogo, Japan

[\*\*] Term: **14 Years**

[21] Appl. No.: **41,404**

[22] Filed: **Jul. 13, 1995**

[30] **Foreign Application Priority Data**

Jan. 13, 1995 [JP] Japan ..... 7-657

[51] LOC (6) Cl. .... **21-02**

[52] U.S. Cl. .... **D21/205**

[58] Field of Search ..... D21/205; 273/232, 273/233

[56] **References Cited**

**U.S. PATENT DOCUMENTS**

- D. 51,176 8/1917 Hopkins ..... D21/205
- D. 288,461 2/1987 Hirai ..... D21/205

- D. 357,959 5/1995 Moriyama ..... D21/205
- 2,861,810 11/1958 Veatch ..... D21/205 X
- 4,744,564 5/1988 Yamada ..... D21/205 X

**OTHER PUBLICATIONS**

"Golf World", May 8, 1987, p. 5, Golf Ball Dimple Patterns by Slazenger May 1987.

*Primary Examiner*—Prabhakar G. Deshmukh  
*Assistant Examiner*—Cheri Cohen  
*Attorney, Agent, or Firm*—Cushman Darby & Cushman IP Group of Pillsbury Madison & Sutro LLP

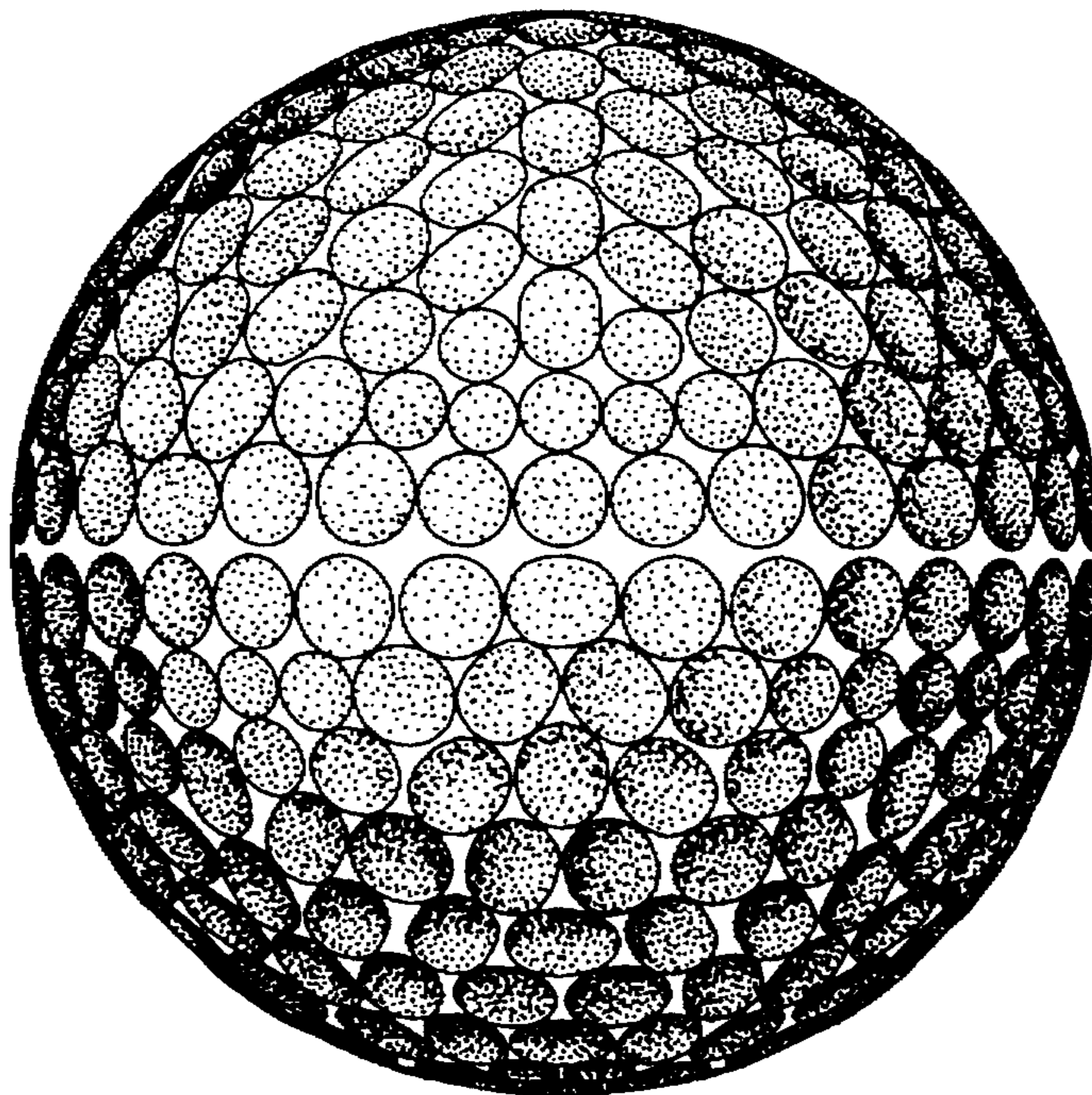
[57] **CLAIM**

The ornamental design for a golf ball, as shown and described.

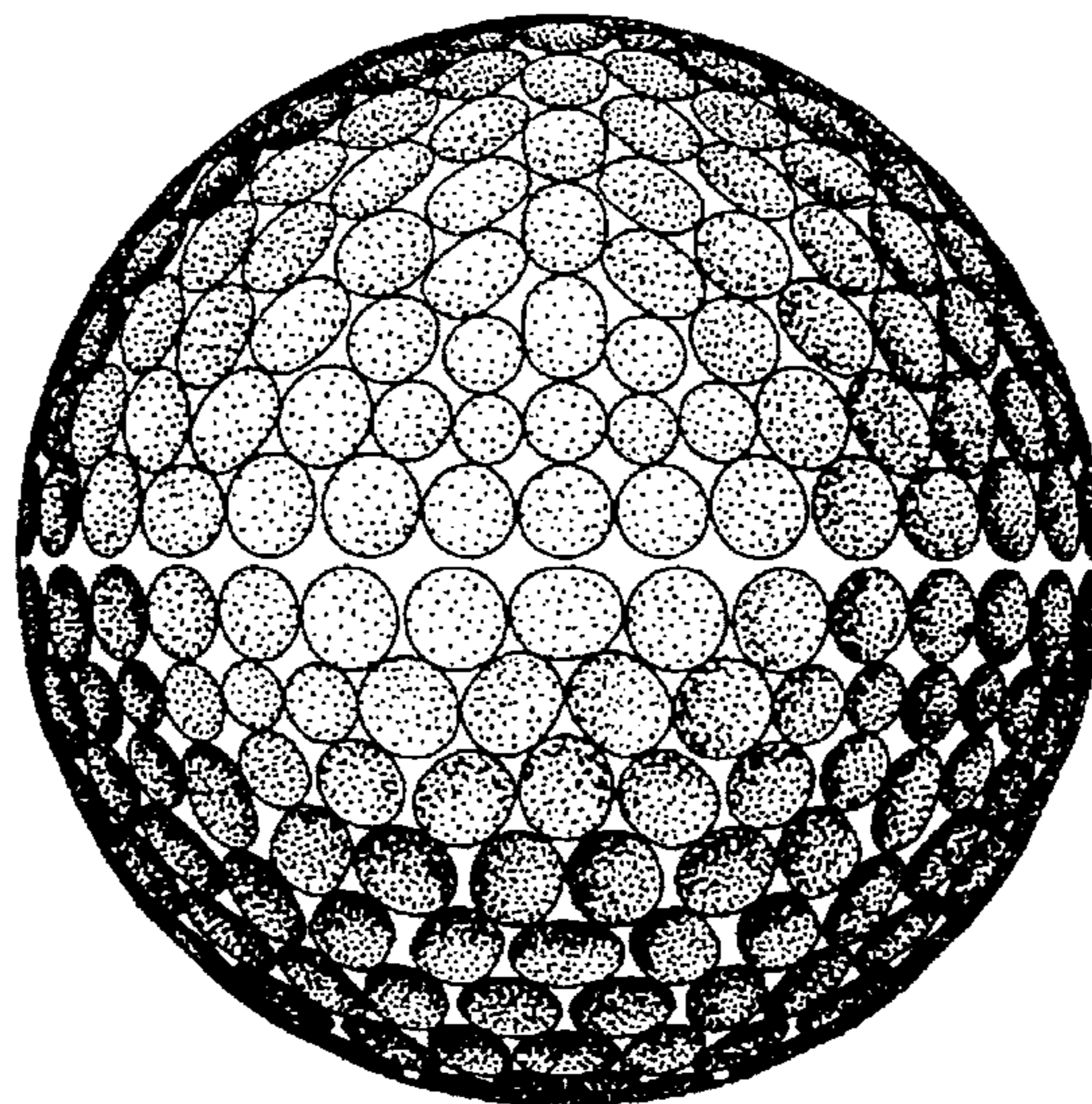
**DESCRIPTION**

FIG. 1 is a front elevational view of a golf ball showing our new design, the rear being identical thereto; FIG. 2 is a top plan view thereof, the bottom being identical thereto; and, FIG. 3 is a right side elevational view thereof the left side being identical thereto.

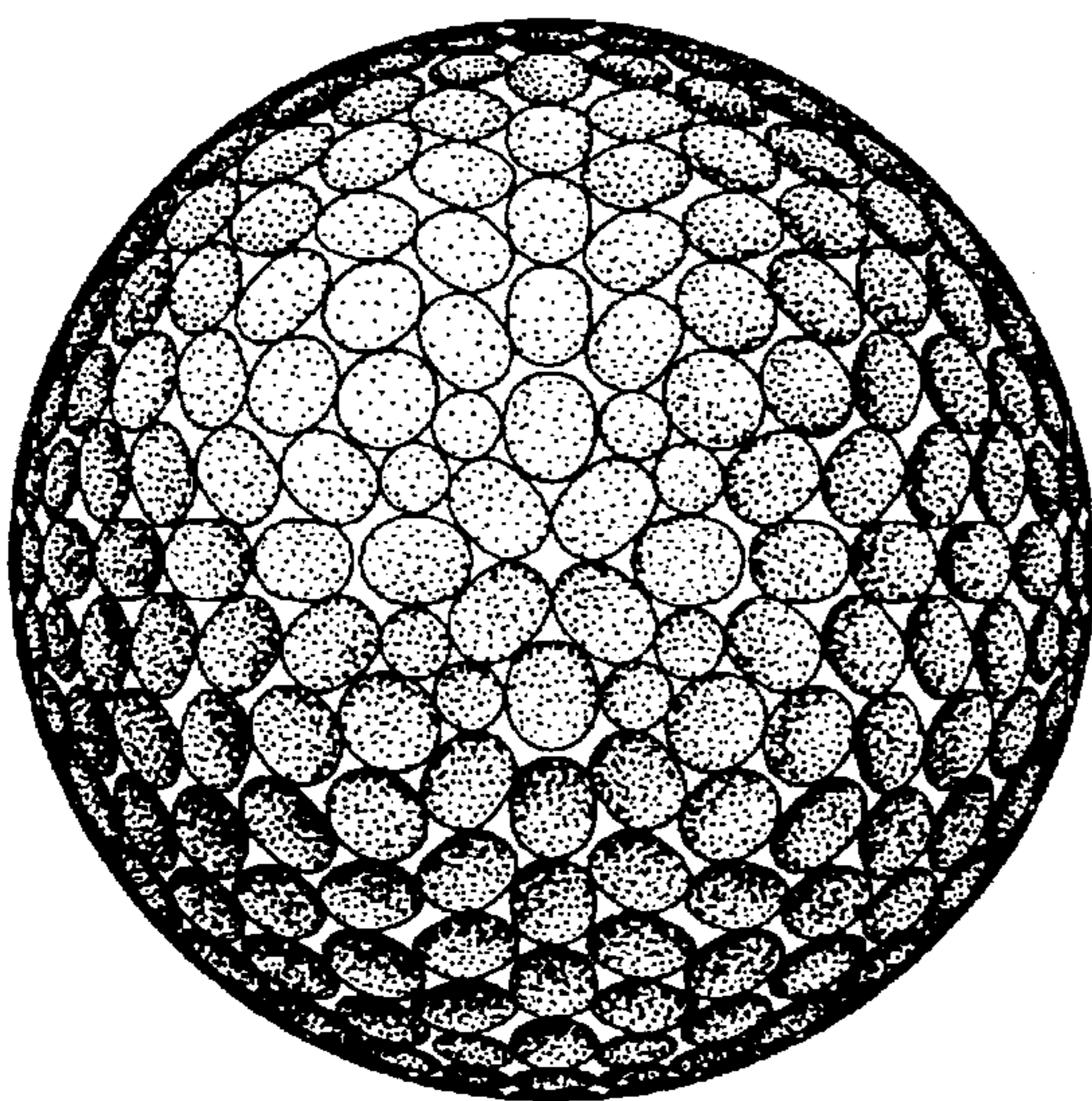
**1 Claim, 1 Drawing Sheet**



*FIG. 1*



*FIG. 2*



*FIG. 3*

