



US00D382031S

**United States Patent** [19]  
**Schneider**

[11] **Patent Number: Des. 382,031**

[45] **Date of Patent: \*\*Aug. 5, 1997**

[54] **DOLL**

[76] **Inventor: Kary Schneider, P.O. Box 6617,  
Kingwood, Tex. 77325**

[\*\*] **Term: 14 Years**

[21] **Appl. No.: 54,122**

[22] **Filed: May 7, 1996**

[51] **LOC (6) Cl. .... 21-01**

[52] **U.S. Cl. .... D21/171; D21/184**

[58] **Field of Search .... D21/171, 166,  
D21/184, 177, 175; 446/369, 370, 268**

[56] **References Cited**

**U.S. PATENT DOCUMENTS**

D. 49,056	5/1916	Eskridge .....	D21/171
D. 57,315	3/1921	Cook .....	D21/184 X
D. 68,524	10/1925	Drayton .....	D21/171
D. 239,043	3/1976	Lander .....	D21/184 X
D. 316,884	5/1991	Rylands .....	D21/171
D. 368,823	4/1996	Cancellieri .....	D21/166 X
1,307,213	6/1919	Spencer .....	446/369
1,354,331	9/1920	Nelke .....	446/369

**FOREIGN PATENT DOCUMENTS**

2197800 6/1988 United Kingdom ..... 446/370

**OTHER PUBLICATIONS**

Better Homes & Gardens, Sep., 1977, p. 139, dolls.

*Primary Examiner*—Lucy Lieberman  
*Attorney, Agent, or Firm*—Kenneth A. Roddy

[57] **CLAIM**

The ornamental design for a doll, as shown and described.

**DESCRIPTION**

FIG. 1 is a front elevation view of a doll showing my new design;


FIG. 2 is a left side elevation thereof, the right side being a mirror image of that shown;

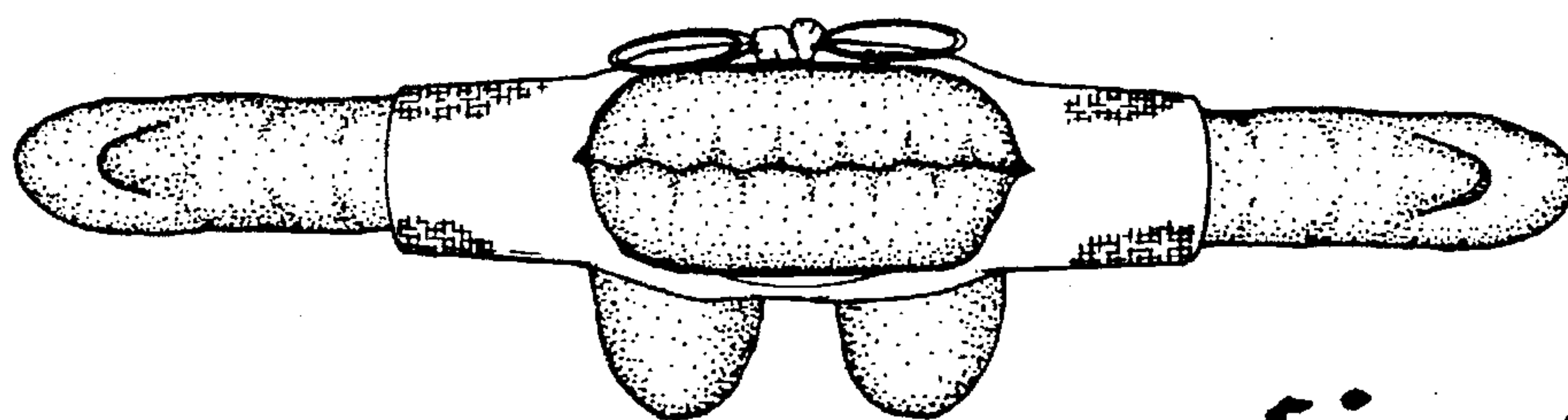
FIG. 3 is a rear elevation view thereof;

FIG. 4 is a top plan view thereof; and,

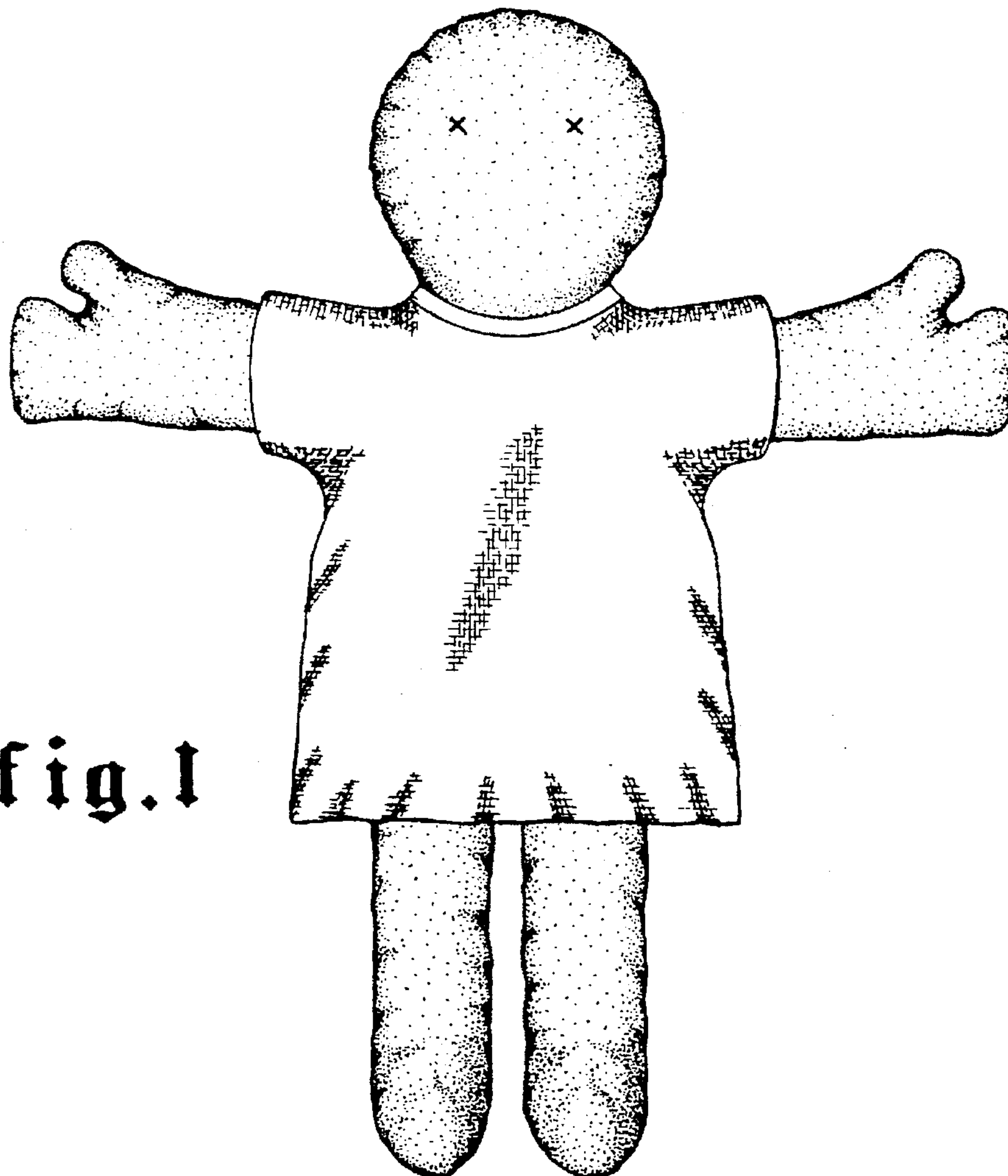
FIG. 5 is bottom plan view thereof.

**1 Claim, 2 Drawing Sheets**

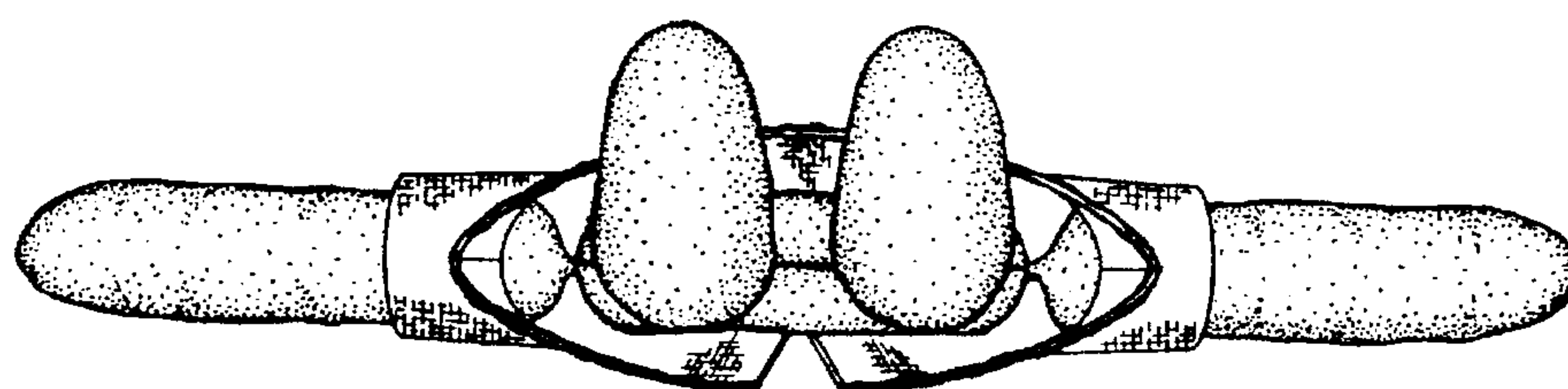




**fig. 4**



**fig. 1**



**fig. 5**

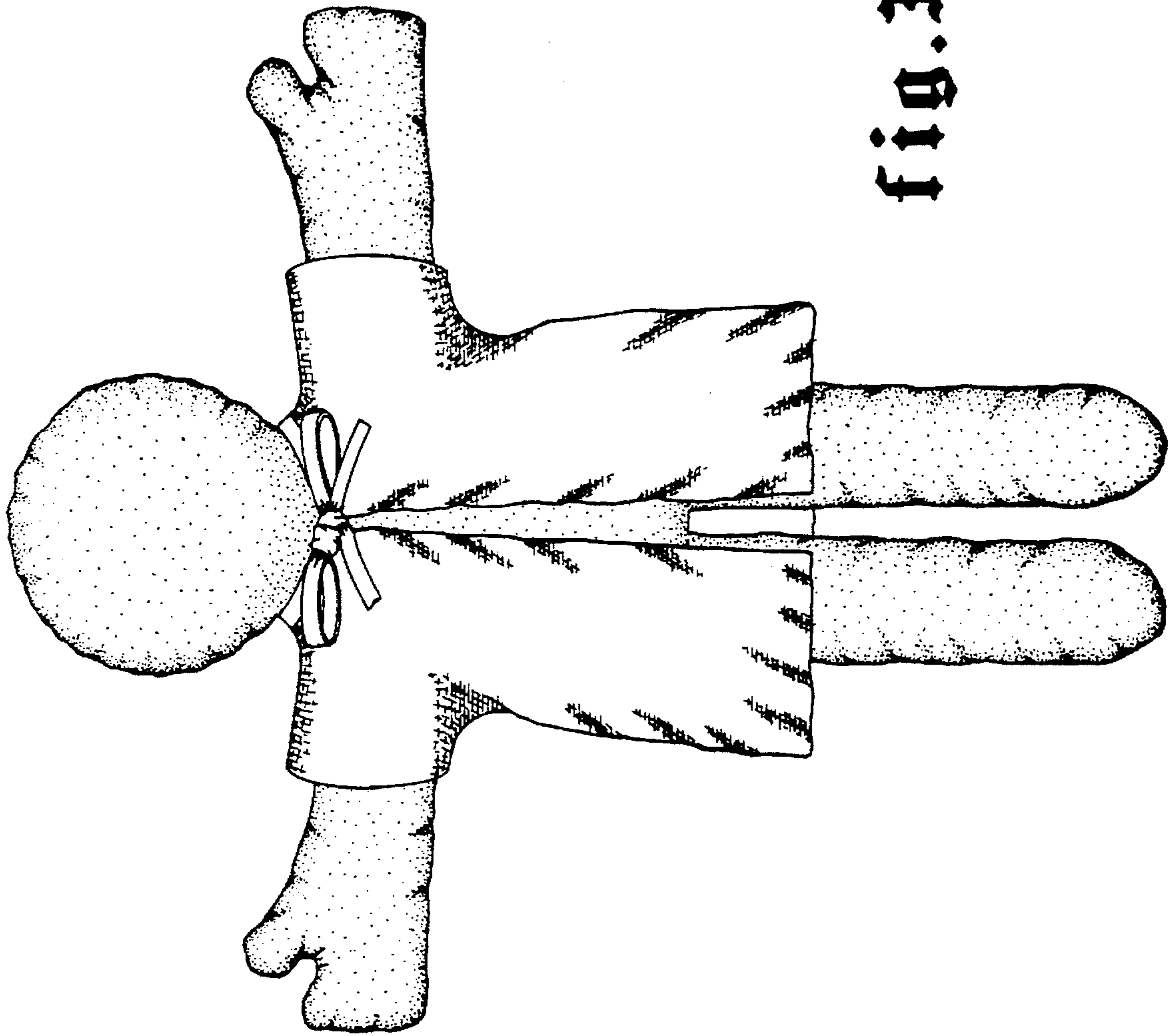


Fig. 1




Fig. 2