



US00D382020S

United States Patent [19]

Inuzuka

[11] Patent Number: **Des. 382,020**

[45] Date of Patent: ****Aug. 5, 1997**

[54] **LABEL CASE HAVING TRANSPARENT POCKET FOR RECORDING MEDIUM**

[76] Inventor: **Masao Inuzuka**, 2-3 Maeda 6-jyou
14-chome, Teineku Sapporo-shi,
Hokkaido 006, Japan

[**] Term: **14 Years**

[21] Appl. No.: **50,968**

[22] Filed: **Feb. 27, 1996**

Related U.S. Application Data

[63] Continuation of Ser. No. 211,743, Apr. 12, 1994, abandoned

[51] LOC (6) CL **20-03**

[52] U.S. Cl. **D20/43; D14/114**

[58] Field of Search 206/472, 473,
206/474, 308.3, 475, 461, 470; D3/218;
D9/432, 433, 346; D20/10, 43; D14/114;
369/274, 273, 289; 40/661

[56] **References Cited**

U.S. PATENT DOCUMENTS

- D. 316,711 5/1991 Kantrowitz D14/114
- D. 328,470 8/1992 Costello et al. D20/40 X
- D. 349,892 8/1994 Nakaizumi D14/114
- 4,511,034 4/1985 Pan D19/26 X
- 4,996,681 2/1991 Cocco et al. 369/273
- 5,449,066 9/1995 Caine 206/308.3 X
- 5,487,826 1/1996 Back et al. 206/308.3

Primary Examiner—Susan J. Lucas
Assistant Examiner—Jennifer A. Register
Attorney, Agent, or Firm—Jefferson Perkins

[57] **CLAIM**

The ornamental design for a label case having transparent pocket for recording medium, as shown and described.

DESCRIPTION

FIG. 1 is an isometric view of my label case design, as attached to a floppy diskette (the last being shown as environmental structure), my design being shown in an open condition;

FIG. 2 is a front view of the design of the label case shown in FIG. 1;

FIG. 3 is a rear view of the design of the label case shown in FIG. 1;

FIG. 4 is a left side of the design of the label case shown in FIG. 1, a right side view being a mirror image of the left side view;

FIG. 5 is a bottom view of the design of the label case shown in FIG. 1;

FIG. 6 is a top view of the design of the label case shown in FIG. 1; and,

FIG. 7 is an isometric view of the design similar to that shown in FIG. 1, showing the label case in a folded condition.

The broken lines are shown for illustrative purposes only and form no part of the claimed design.

1 Claim, 3 Drawing Sheets

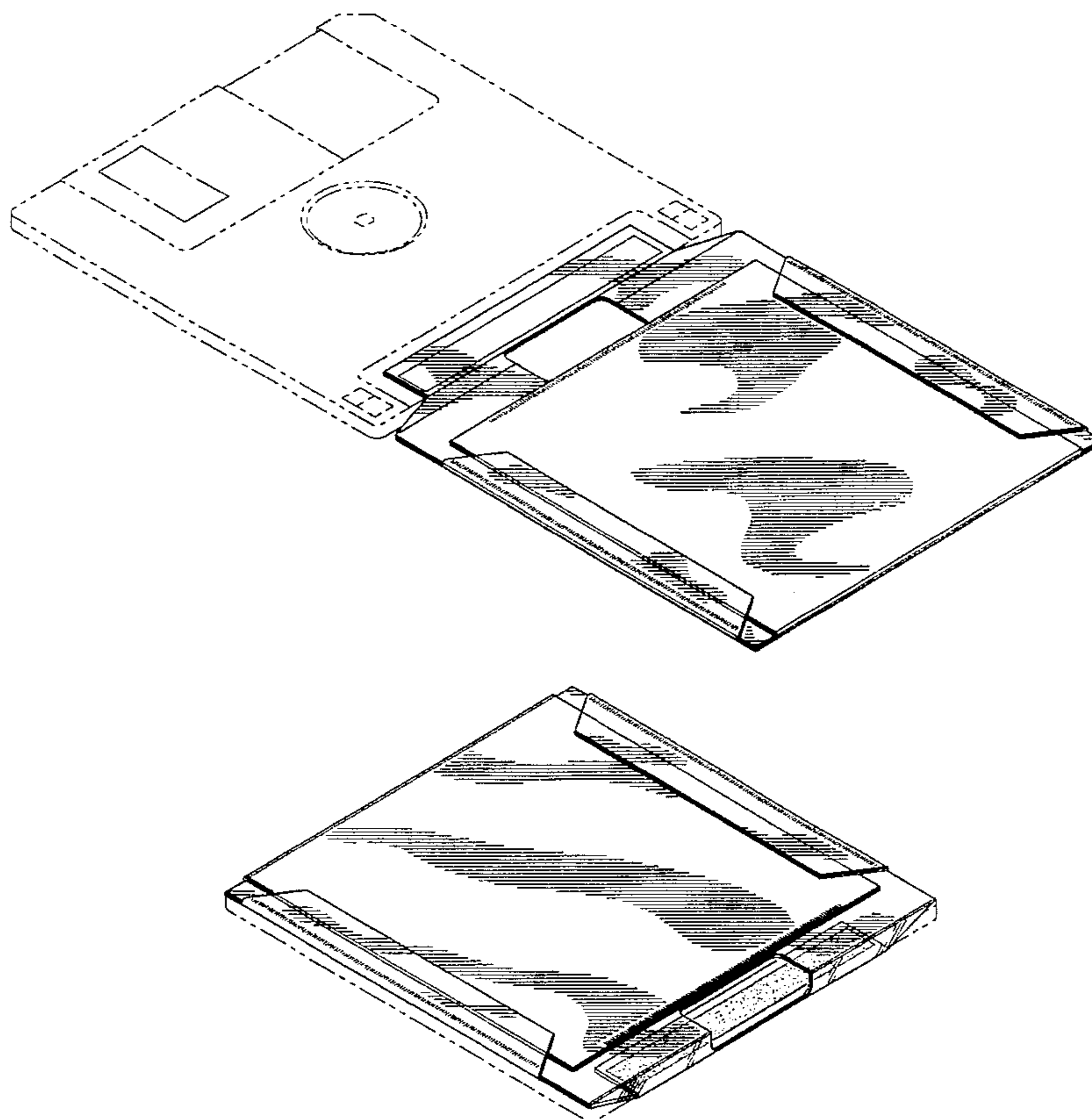


FIG. 5



FIG. 1

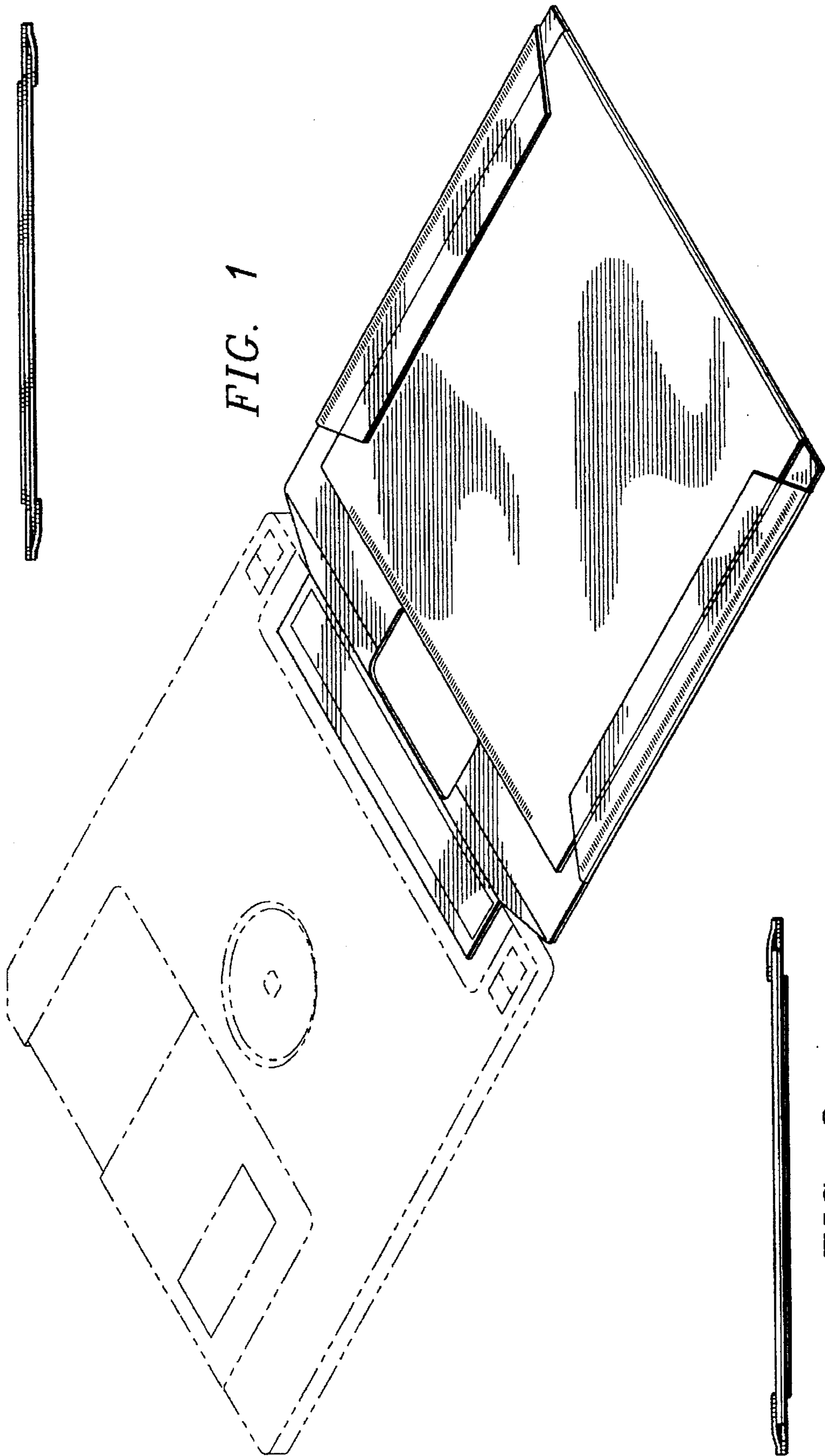


FIG. 6



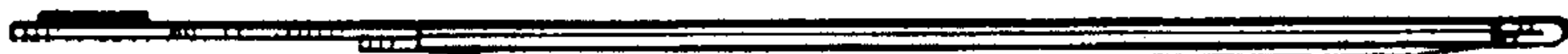


FIG. 4

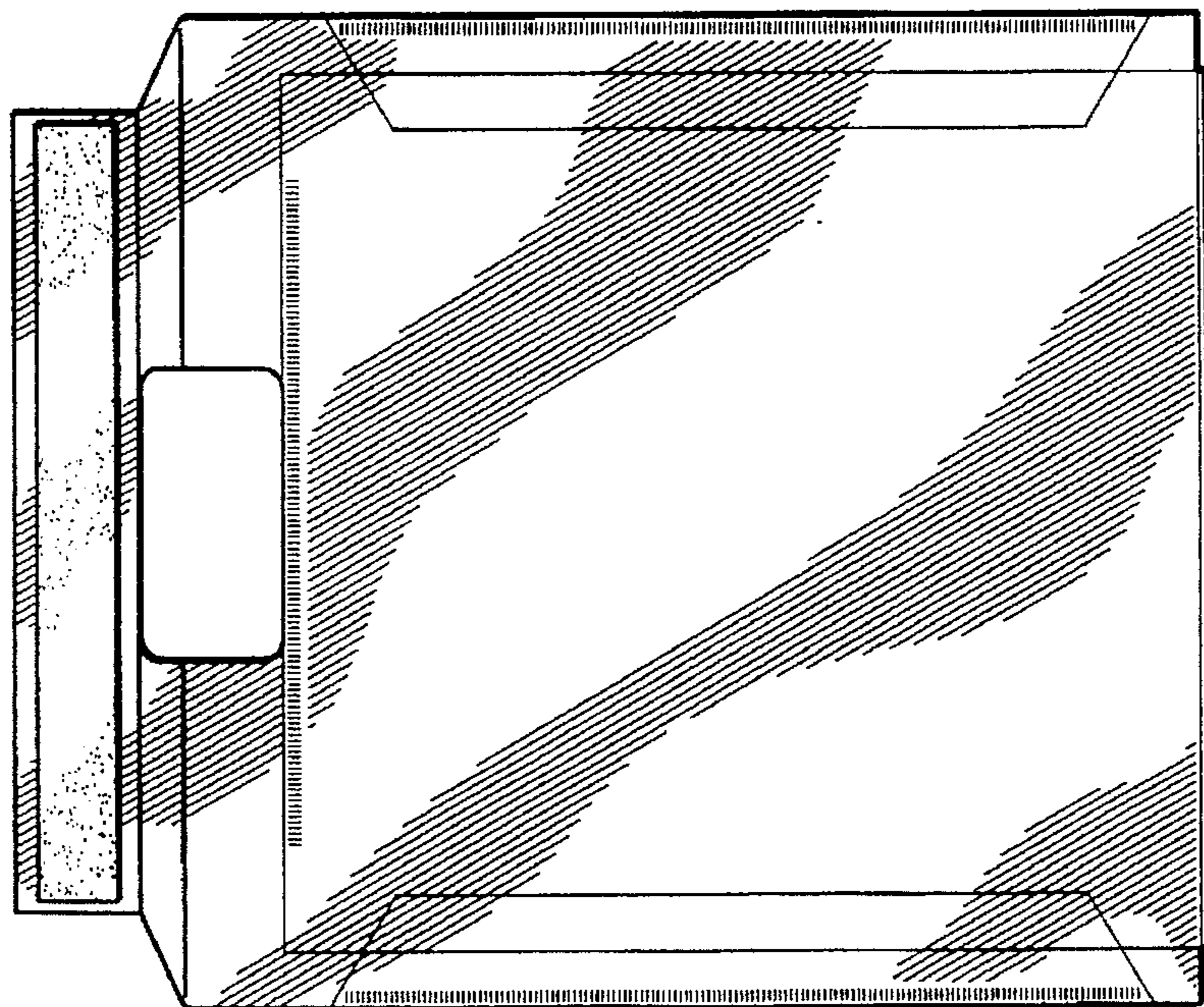


FIG. 3

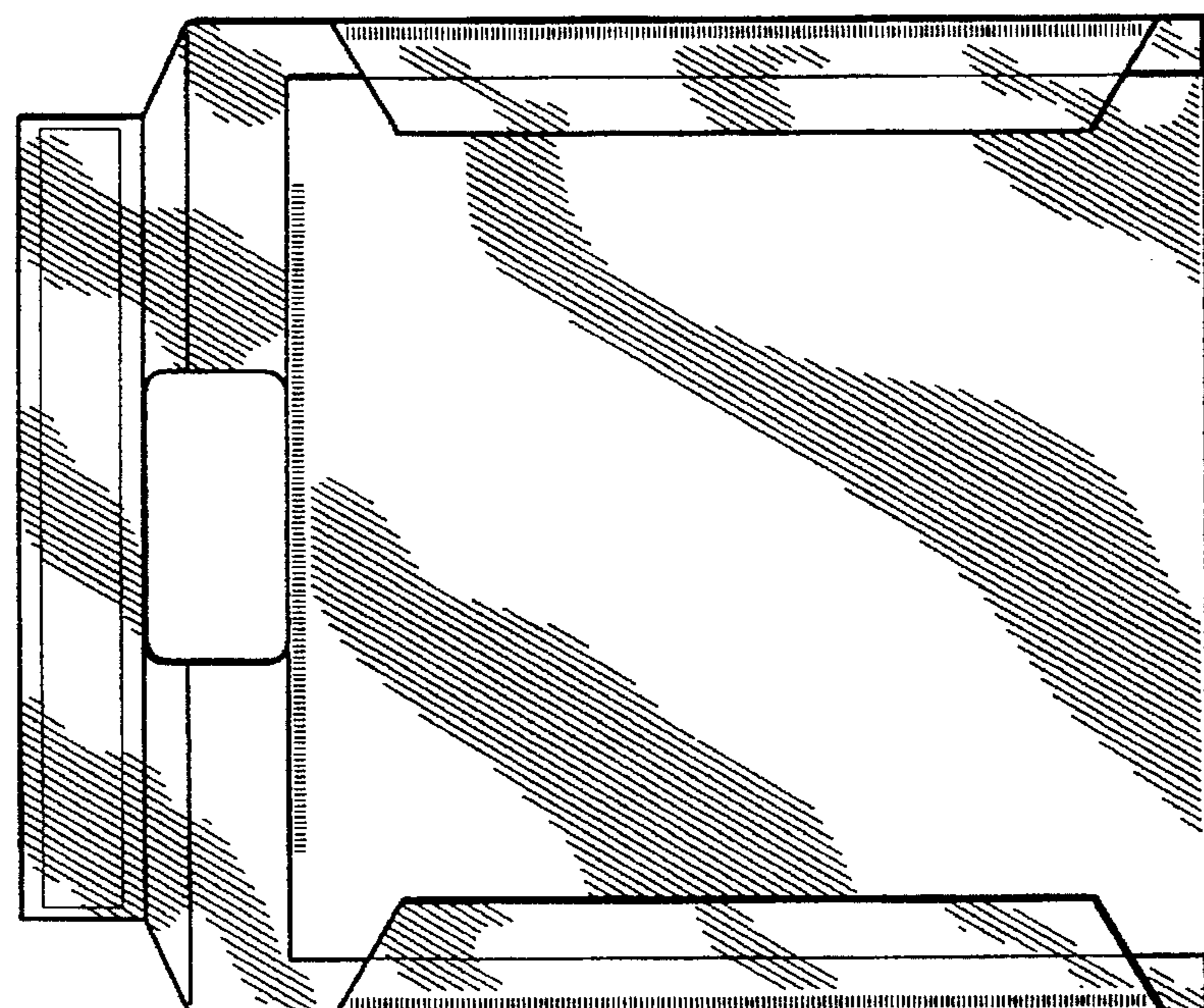


FIG. 2

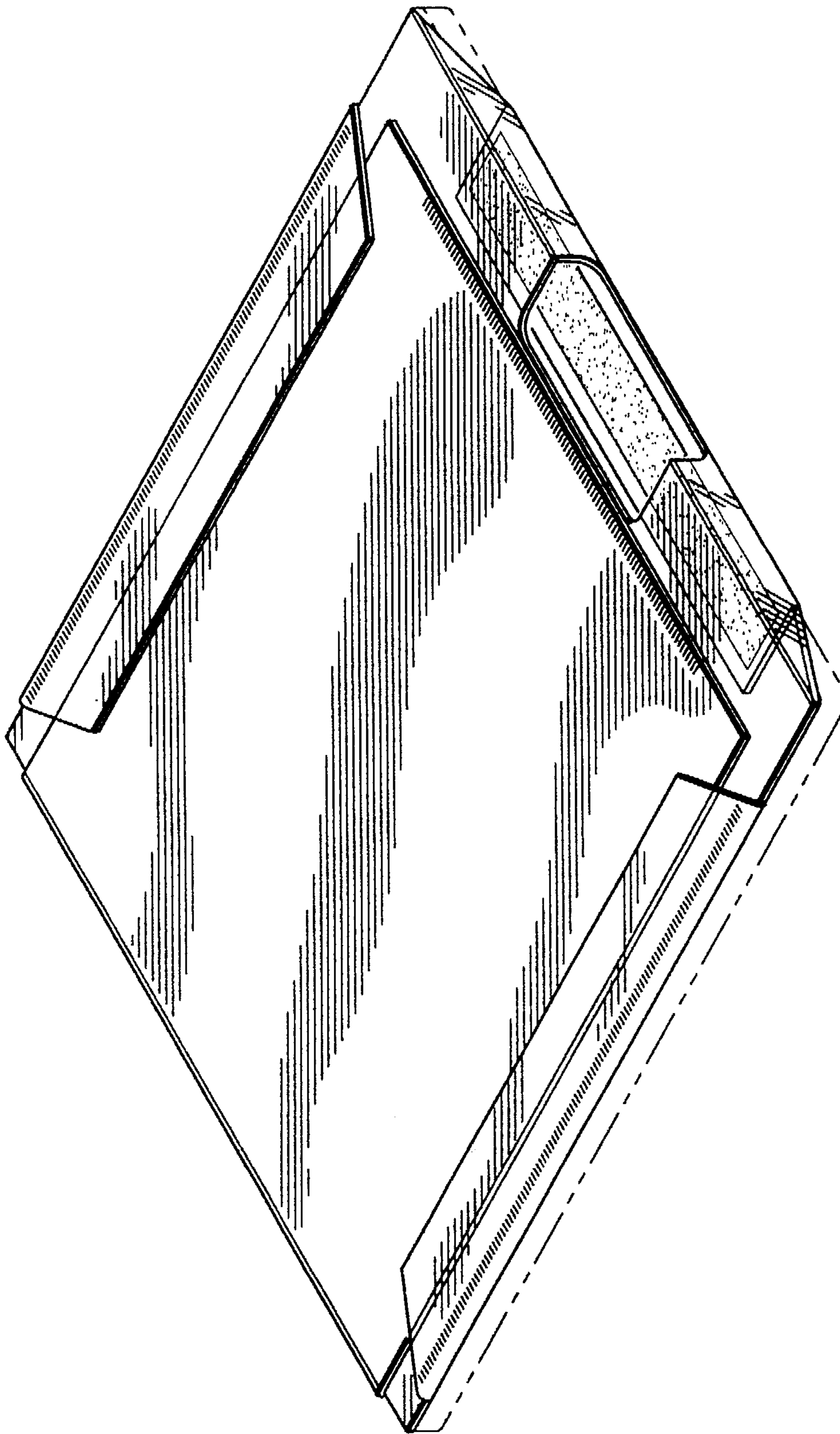


FIG. 7