



US00D382005S

# United States Patent [19]

Kawada

[11] Patent Number: **Des. 382,005**

[45] Date of Patent: **\*\*Aug. 5, 1997**

## [54] ELECTRONIC KEYBOARD MUSICAL INSTRUMENT

[75] Inventor: **Manabu Kawada**, Hamamatsu, Japan

[73] Assignee: **Yamaha Corporation**, Japan

[\*\*] Term: **14 Years**

[21] Appl. No.: **48,963**

[22] Filed: **Jan. 16, 1996**

### [30] Foreign Application Priority Data

Jul. 19, 1995 [JP] Japan ..... 7-20799

[51] LOC (6) Cl. .... **17-01**

[52] U.S. Cl. .... **D17/1; D17/5**

[58] Field of Search ..... D17/1, 2, 5, 6, D17/7, 9; D21/64; 84/174-177, 423, 428, 644, 670, 719, DIG. 3, DIG. 7

### [56] References Cited

#### U.S. PATENT DOCUMENTS

D. 305,772	1/1990	Kitsuyu	.....	D17/1
D. 357,269	4/1995	Ito	.....	D17/1
D. 369,175	4/1996	Nakada	.....	D17/1
D. 372,930	8/1996	Miura	.....	D17/1
D. 372,931	8/1996	Miura	.....	D17/1
4,653,375	3/1987	Honda et al.	.....	84/644

### FOREIGN PATENT DOCUMENTS

2-110595 4/1990 Japan ..... 84/644

### OTHER PUBLICATIONS

Music Trades, Feb. 1989, p. 62 (Peavy's Electronic Keyboard).

Music Trades, Jul. 1989, p. 49 (Ensonig's Electronic Keyboard).

*Primary Examiner*—Philip S. Hyder

*Assistant Examiner*—Adir Aronovich

*Attorney, Agent, or Firm*—Ostrolenk, Faber, Gerb & Soffen, LLP

### [57] CLAIM

The ornamental design for an electronic keyboard musical instrument, as shown.

### DESCRIPTION

FIG. 1 is a perspective view of an electronic keyboard musical instrument looking from the upper right-side direction thereof;

FIG. 2 is a top plan view thereof;

FIG. 3 is a front view thereof;

FIG. 4 is a rear view thereof;

FIG. 5 is a left-side view thereof;

FIG. 6 is a right-side view thereof; and,

FIG. 7 is a bottom plan view thereof.

**1 Claim, 2 Drawing Sheets**

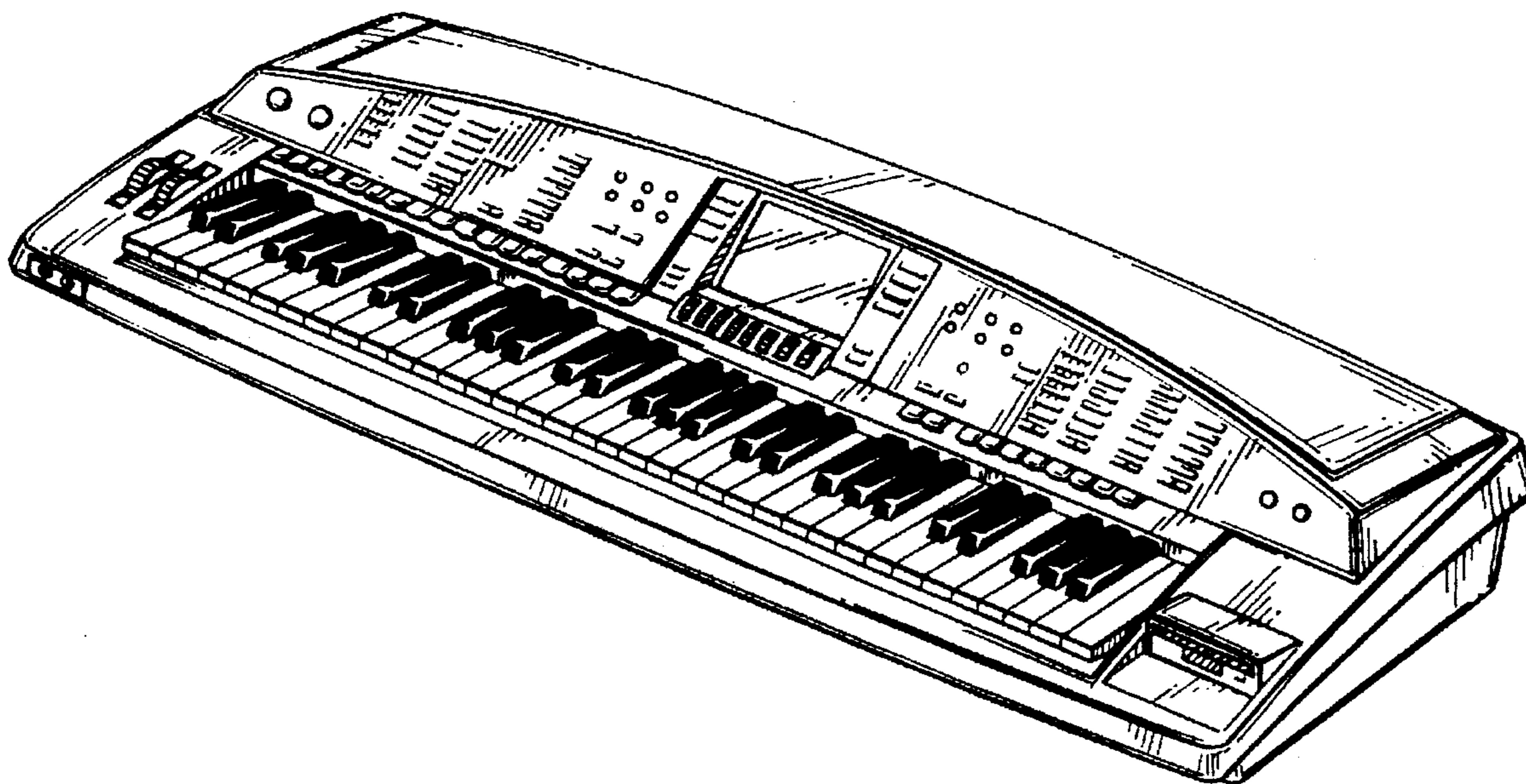


FIG-1

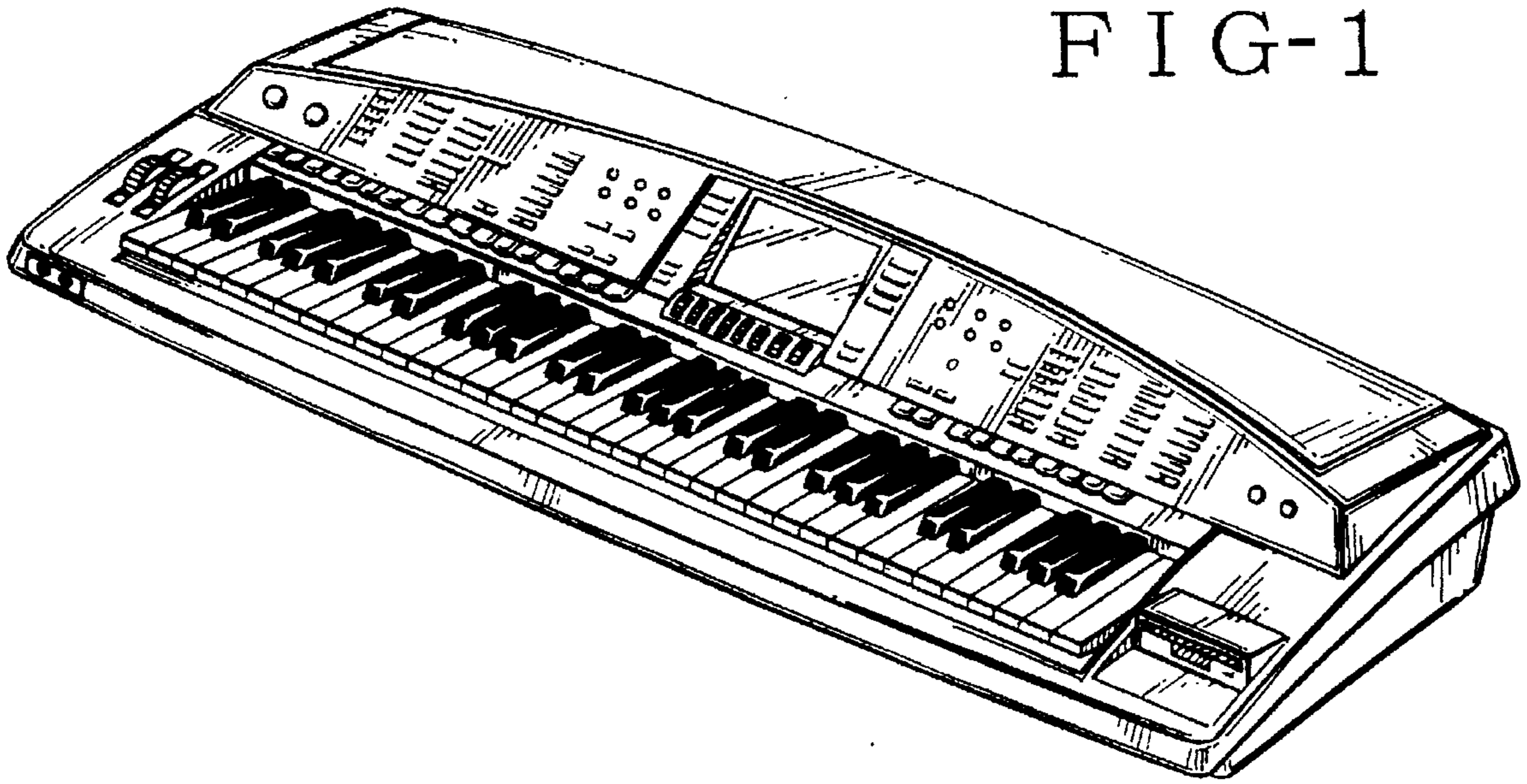


FIG-2

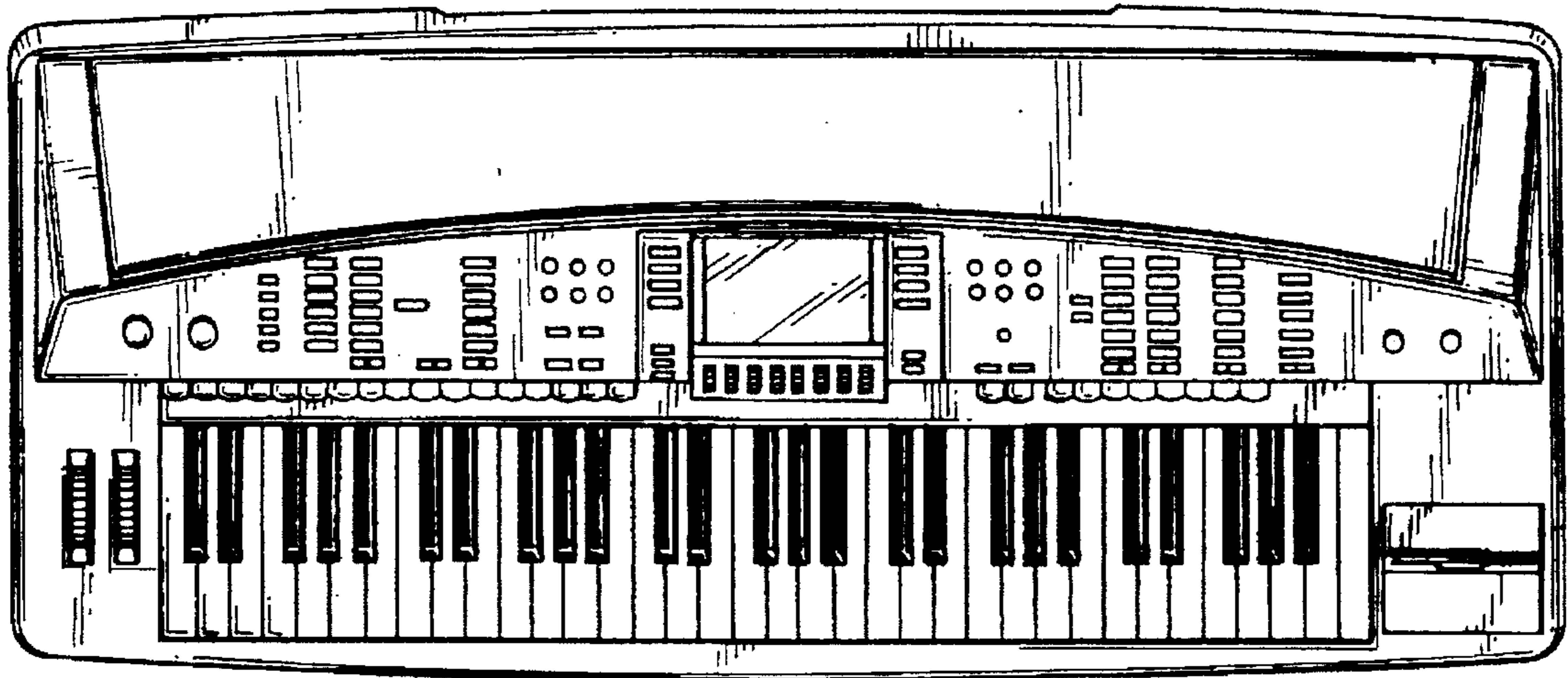


FIG-3






FIG-4




FIG-5

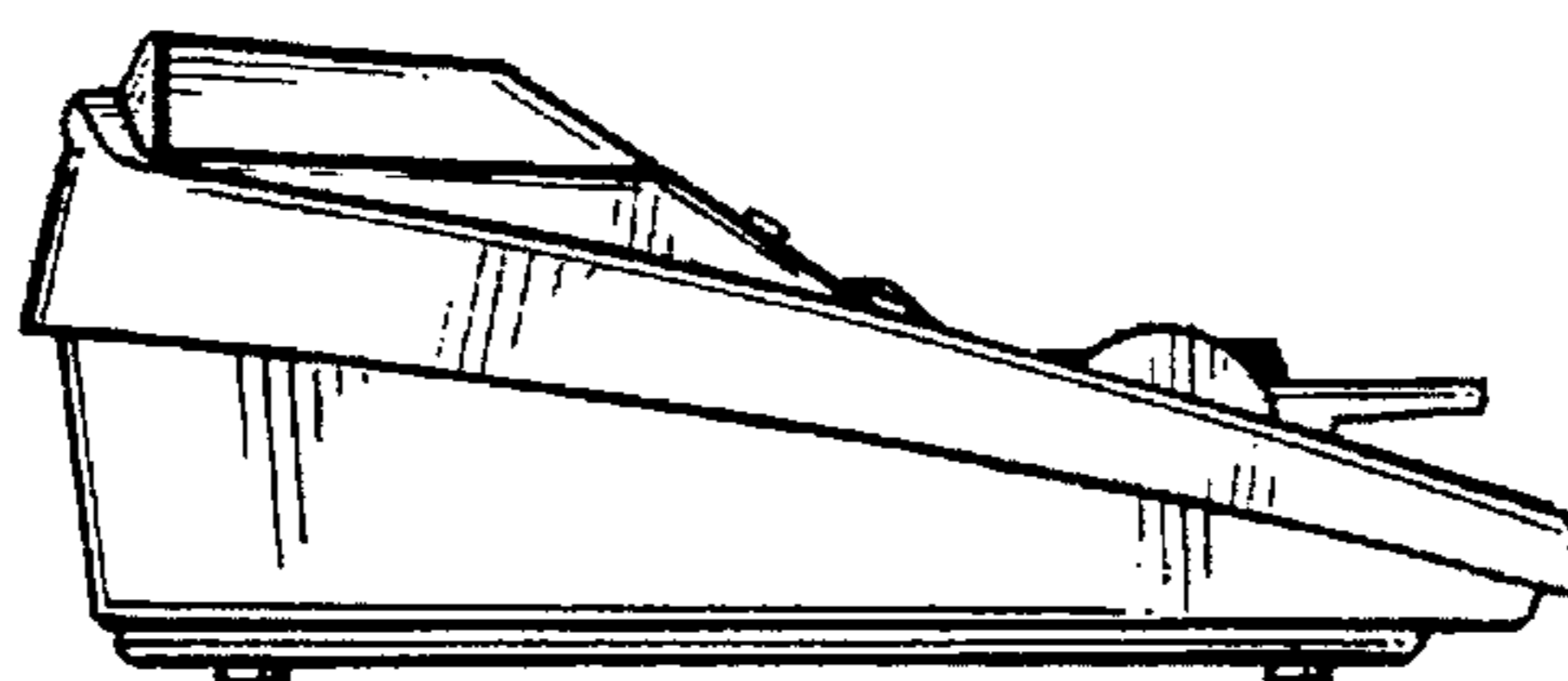


FIG-6

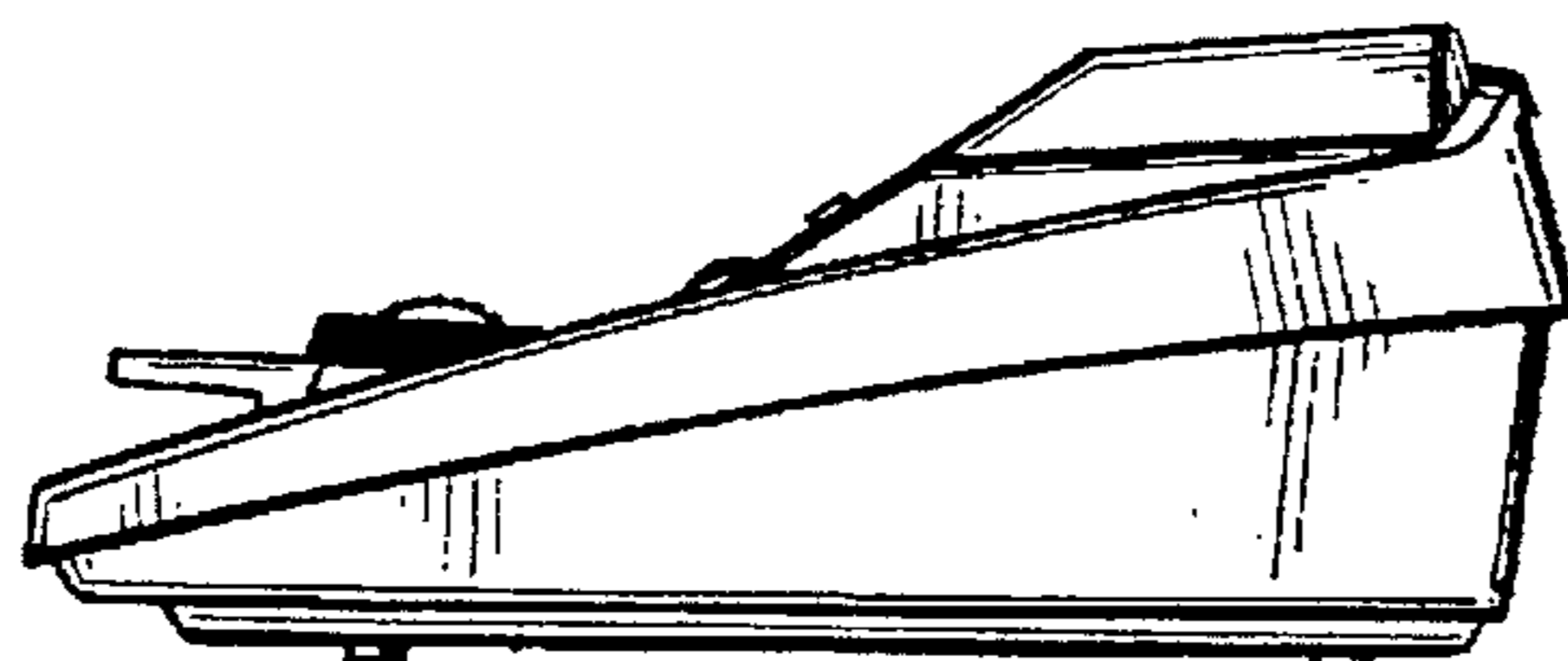


FIG-7

