



US00D382003S

United States Patent [19]

Youngquist

[11] Patent Number: **Des. 382,003**

[45] Date of Patent: ****Aug. 5, 1997**

[54] **FILM RETRIEVER**

[76] Inventor: **Kenneth A. Youngquist**, 1252 Pellier Dr., San Jose, Calif. 95121

[**] Term: **14 Years**

[21] Appl. No.: **29,856**

[22] Filed: **Oct. 18, 1994**

[51] **LOC (6) Cl.** **16-05**

[52] **U.S. Cl.** **D16/237**

[58] **Field of Search** **D16/237, 250; 81/488; 226/92; 242/1, 332.4, 562, 916**

[56] **References Cited**

U.S. PATENT DOCUMENTS

3,864,993	2/1975	Hovind	81/488
4,074,870	2/1978	Kaufman	242/1
4,335,948	6/1982	Cocco	242/1
4,572,460	2/1986	Hertrich	242/332.4

FOREIGN PATENT DOCUMENTS

2223738	4/1990	United Kingdom	242/562
---------	--------	----------------	---------

Primary Examiner—Ted Shooman

Assistant Examiner—Adir Aronovich

Attorney, Agent, or Firm—Carol D. Titus; Leary, Titus & Aiello

[57] **CLAIM**

The ornamental design for a film retriever, as shown and described.

DESCRIPTION

FIG. 1 is a front elevational view of a film retriever showing my new design;

FIG. 2 is a rear elevational view thereof;

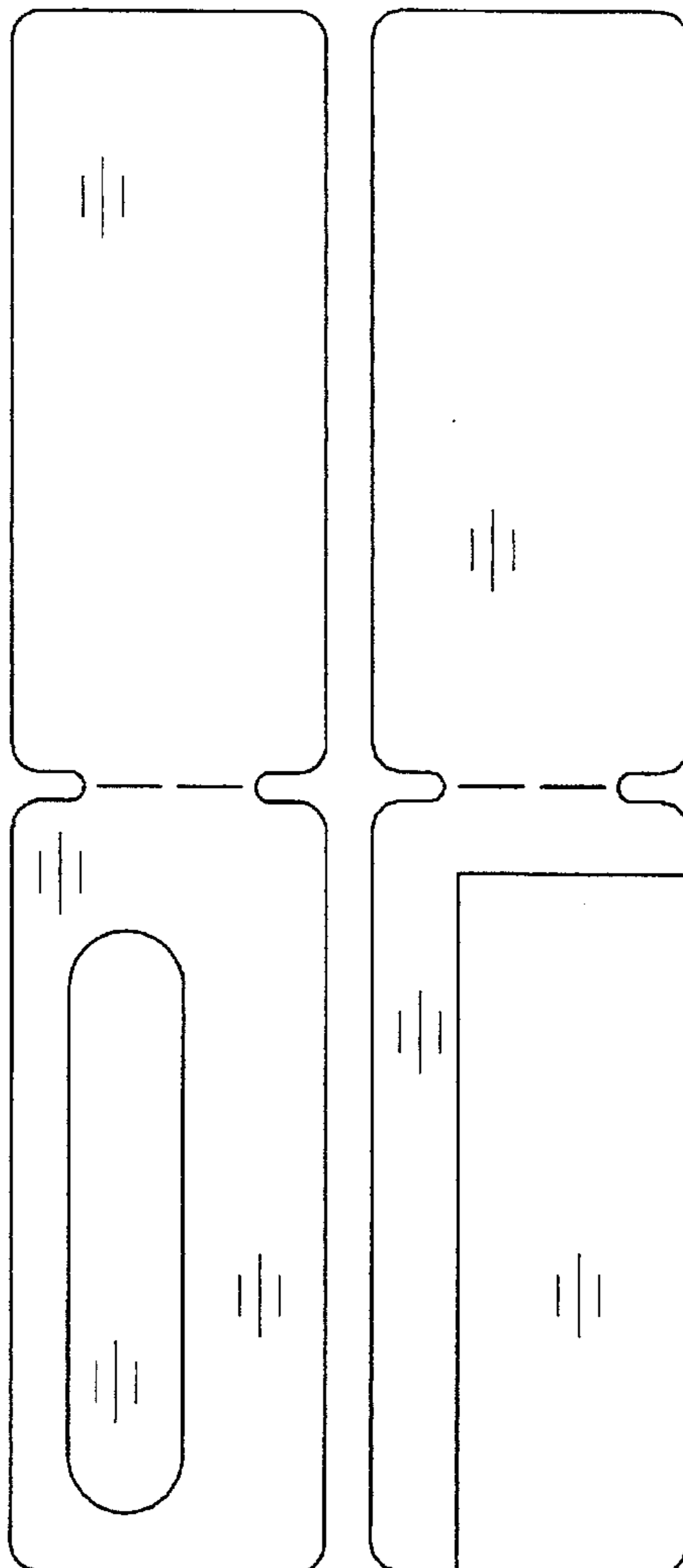
FIG. 3 is a front elevational view thereof, the broken line showing of the film package is for illustrative purposes only and forms no part of the claimed design;

FIG. 4 is a front elevational view thereof, the broken line showing of the pamphlet is for illustrative purposes only and forms no part of the claimed design; and,

FIG. 5 is a fragmentary front elevational view of the film retriever in an operational position, the broken line showing of the film cassette is for illustrative purposes only and forms no part of the claimed design.

Views not shown are not part of the claimed design.

1 Claim, 4 Drawing Sheets



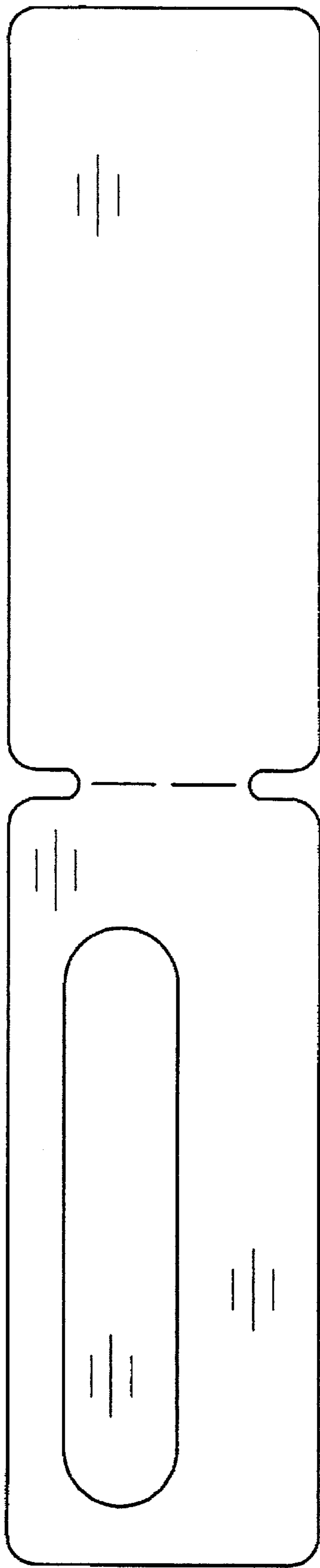


Fig. 1

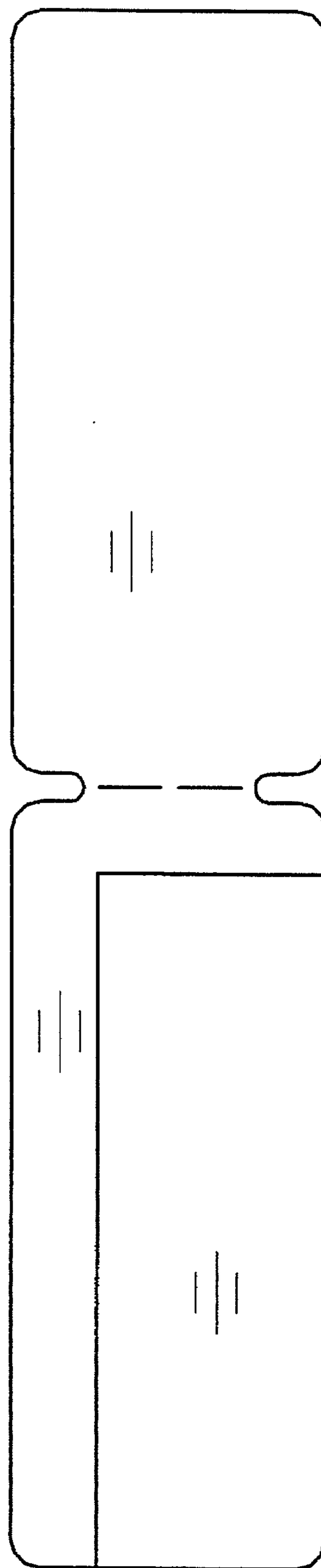


Fig. 2

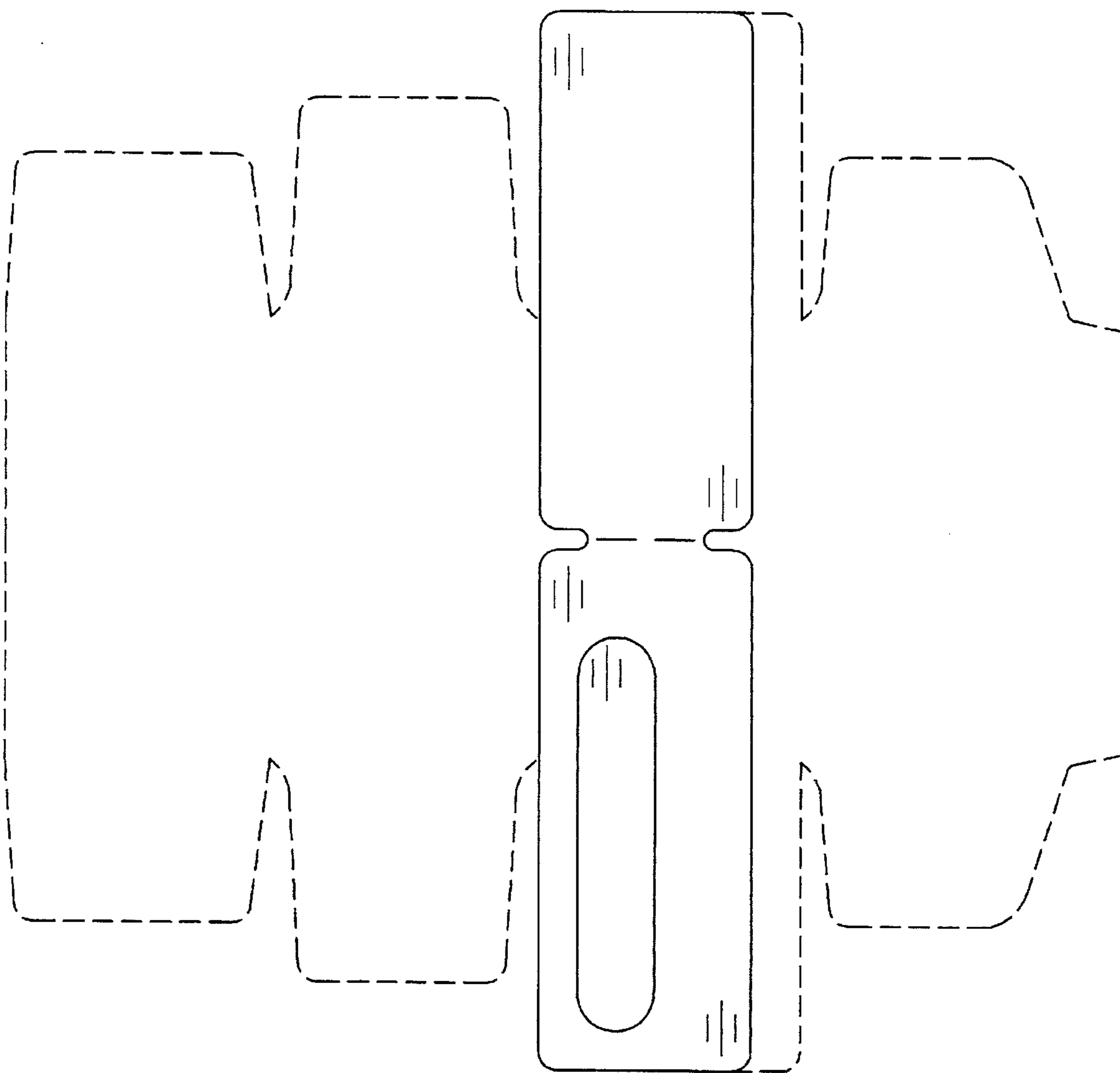


Fig. 3

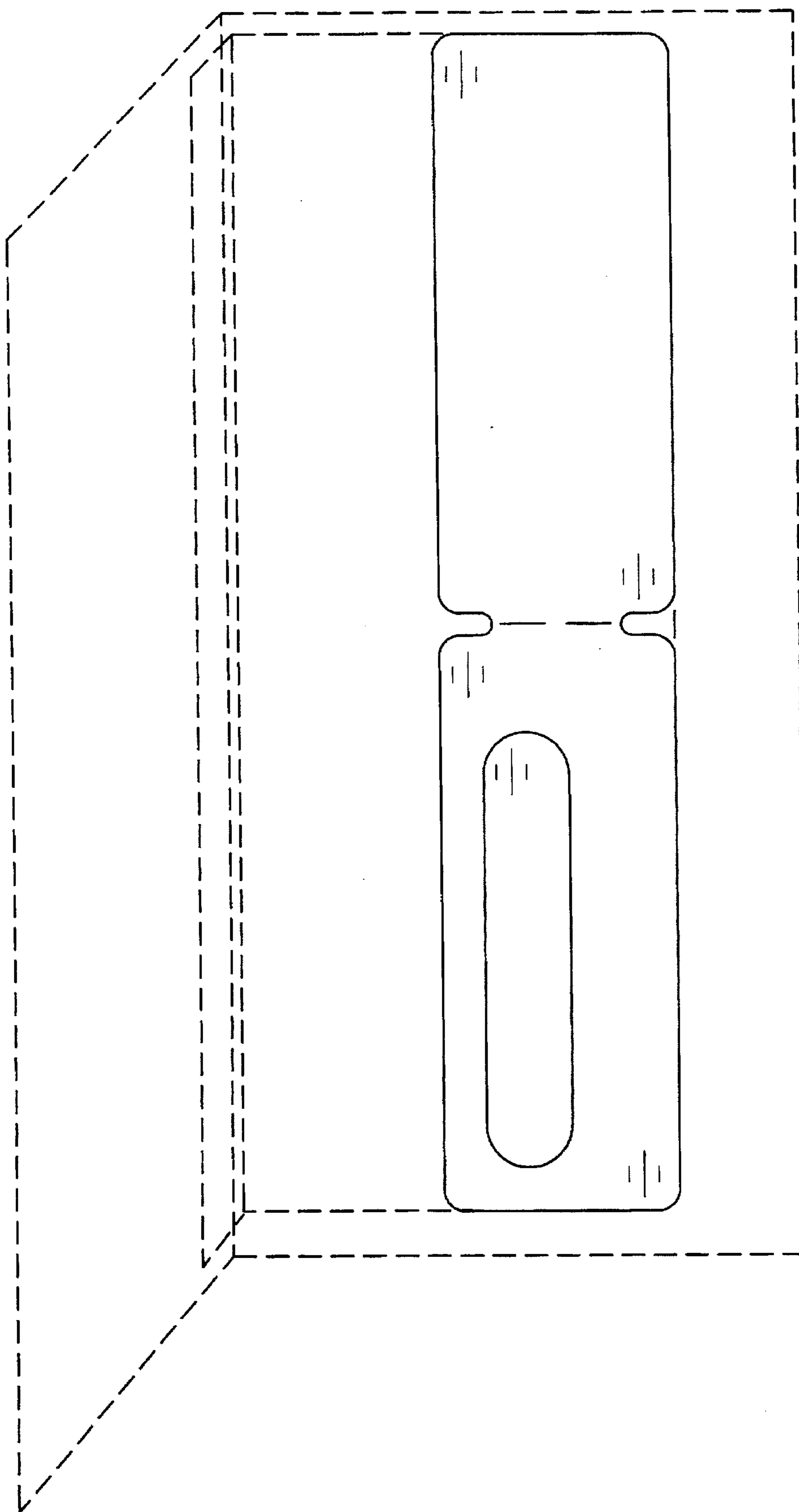


Fig. 4

Fig. 5

