



US00D381992S

# United States Patent [19]

[11] Patent Number: **Des. 381,992**

Nakamura et al.

[45] Date of Patent: **\*\*Aug. 5, 1997**

[54] **REMOTE CONTROLLER FOR A TELEVISION RECEIVER**

4,745,397 5/1988 Lagerbauer et al. .... 348/734  
5,436,625 7/1995 Kubo ..... 348/734

[75] Inventors: **Masakazu Nakamura**, Hyogo;  
**Masayuki Hara**, Shiga, both of Japan

### FOREIGN PATENT DOCUMENTS

919562 2/1995 Japan .  
928274 6/1995 Japan .  
928304 6/1995 Japan .

[73] Assignee: **Matsushita Electric Industrial Co., Ltd.**, Osaka, Japan

*Primary Examiner*—Lucy Lieberman  
*Attorney, Agent, or Firm*—Sughrue, Mion, Zinn, Macpeak & Seas

[\*\*] Term: **14 Years**

[21] Appl. No.: **51,024**

### [57] CLAIM

[22] Filed: **Feb. 13, 1996**

The ornamental design for a remote controller for a television receiver, as shown and described.

### [30] Foreign Application Priority Data

Aug. 30, 1995 [JP] Japan ..... 7-25409

### DESCRIPTION

[51] LOC (6) Cl. .... **14-03**

FIG. 1 is a perspective view of the bottom, front and right side of a remote controller for a television receiver showing our new design;

[52] U.S. Cl. .... **D14/218**

FIG. 2 is a front elevational view thereof;

[58] Field of Search ..... D14/218, 217;

FIG. 3 is a right side elevational view thereof;

D10/104, 106; D13/168; 348/734; 455/151.1, 151.2, 151.3, 151.4, 352-355

FIG. 4 is a top plan view thereof;

FIG. 5 is a rear plan view thereof;

### [56] References Cited

#### U.S. PATENT DOCUMENTS

D. 319,430 8/1991 Cheng ..... D14/218  
D. 331,760 12/1992 Renk, Jr. .... D14/218  
D. 356,570 3/1995 Shinohara et al. .... D14/218  
D. 357,017 4/1995 Emmerling ..... D14/218  
D. 366,044 1/1996 Hara et al. .... D14/218  
D. 372,245 7/1996 Brooks ..... D14/218

FIG. 6 is a left side elevational view thereof;

FIG. 7 is a bottom plan view thereof; and,

FIG. 8 is a perspective view similar to FIG. 1 with the cover in the open position.

The portion along the right side of the interior of the cover that is not visible in FIG. 8 is a mirror image of the left side of the interior of the cover.

**1 Claim, 3 Drawing Sheets**




FIG. 1

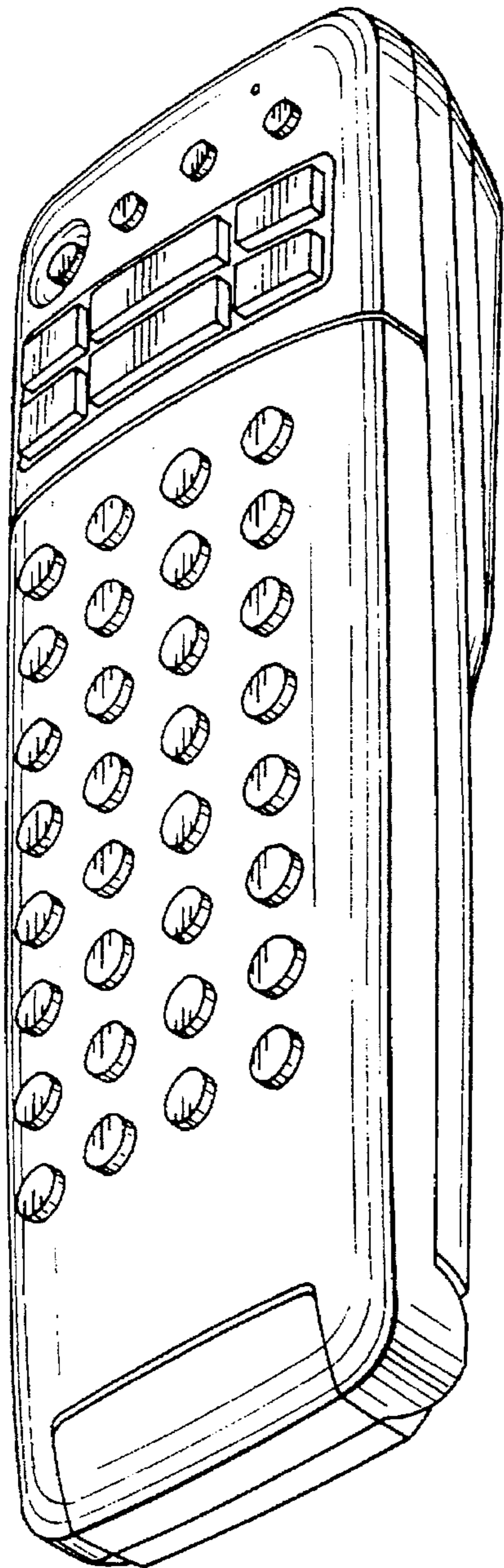


FIG. 2




FIG. 3

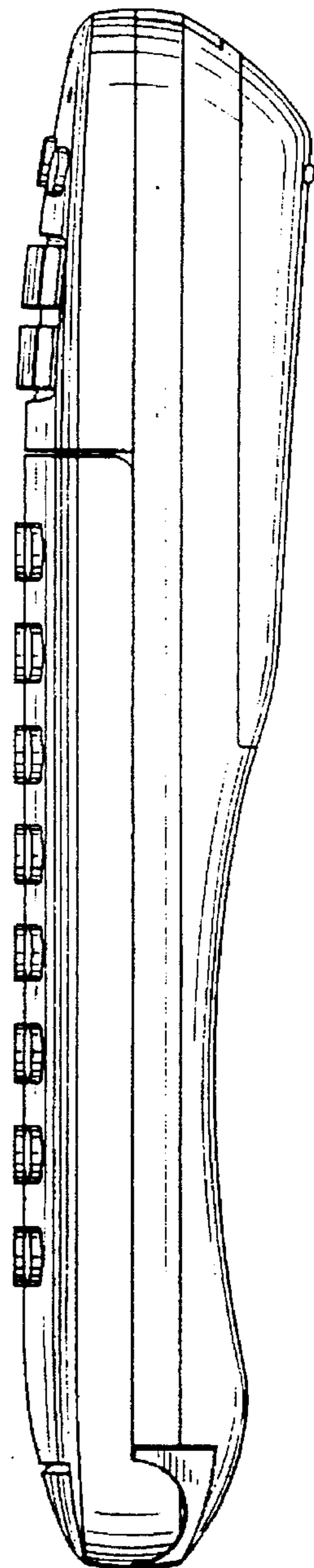


FIG. 4

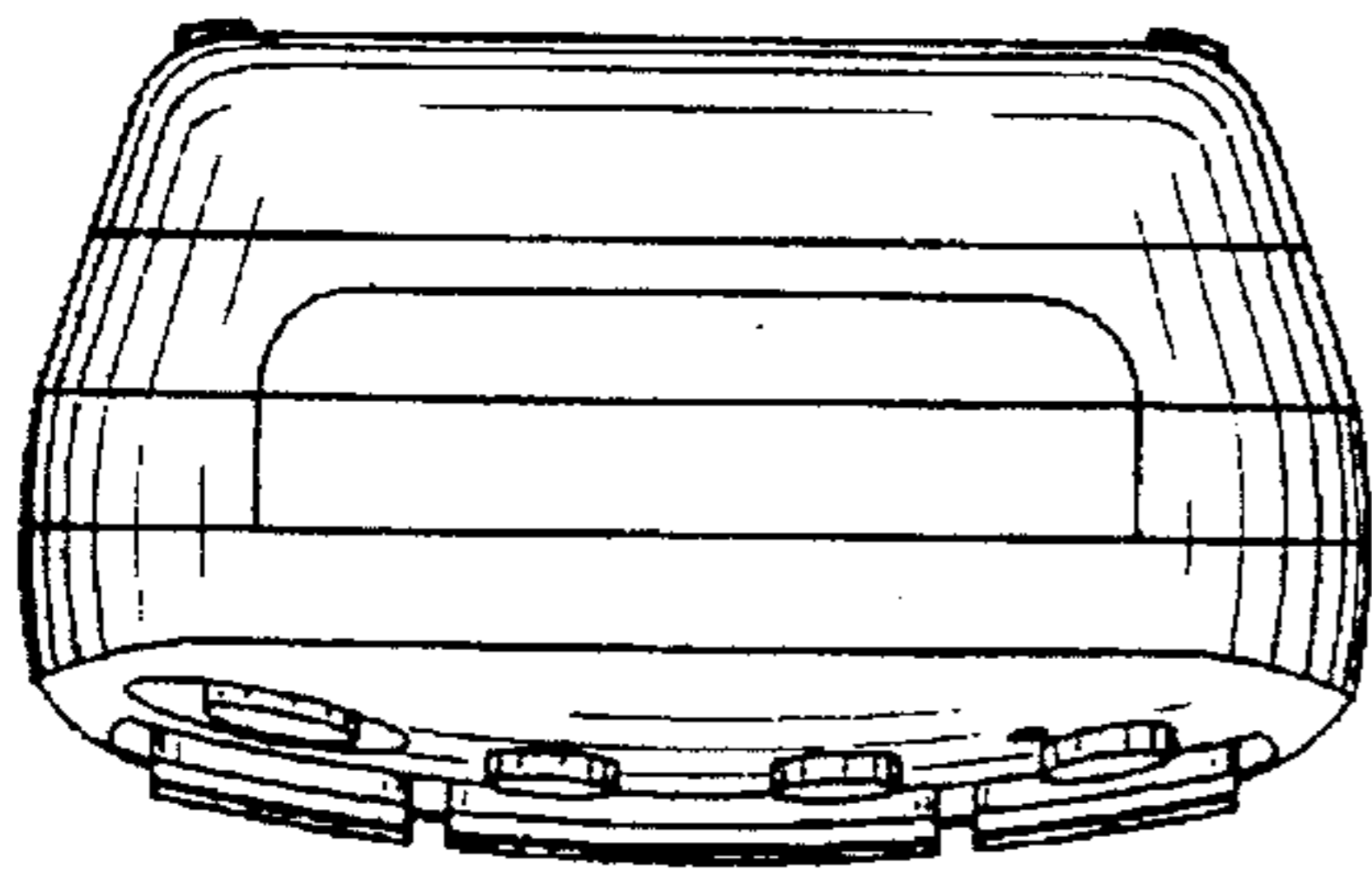


FIG. 5

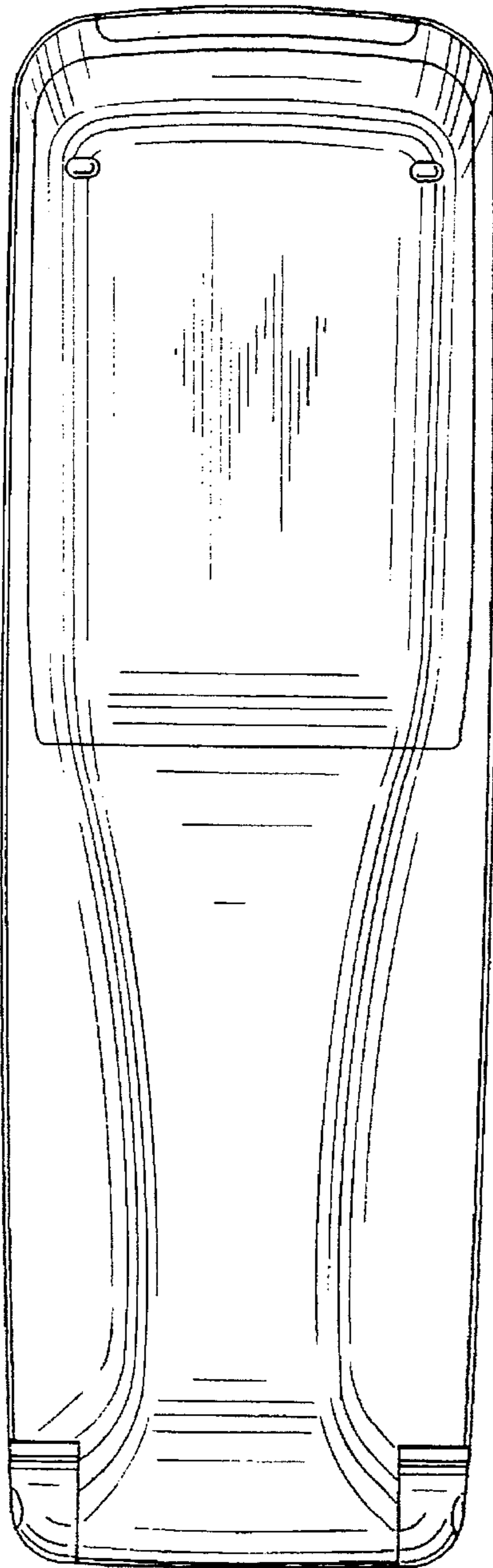


FIG. 6

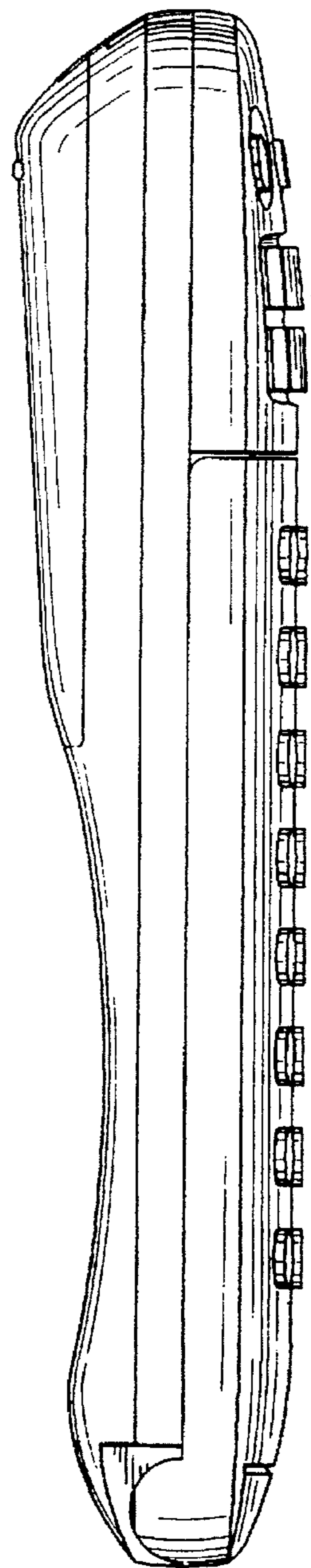
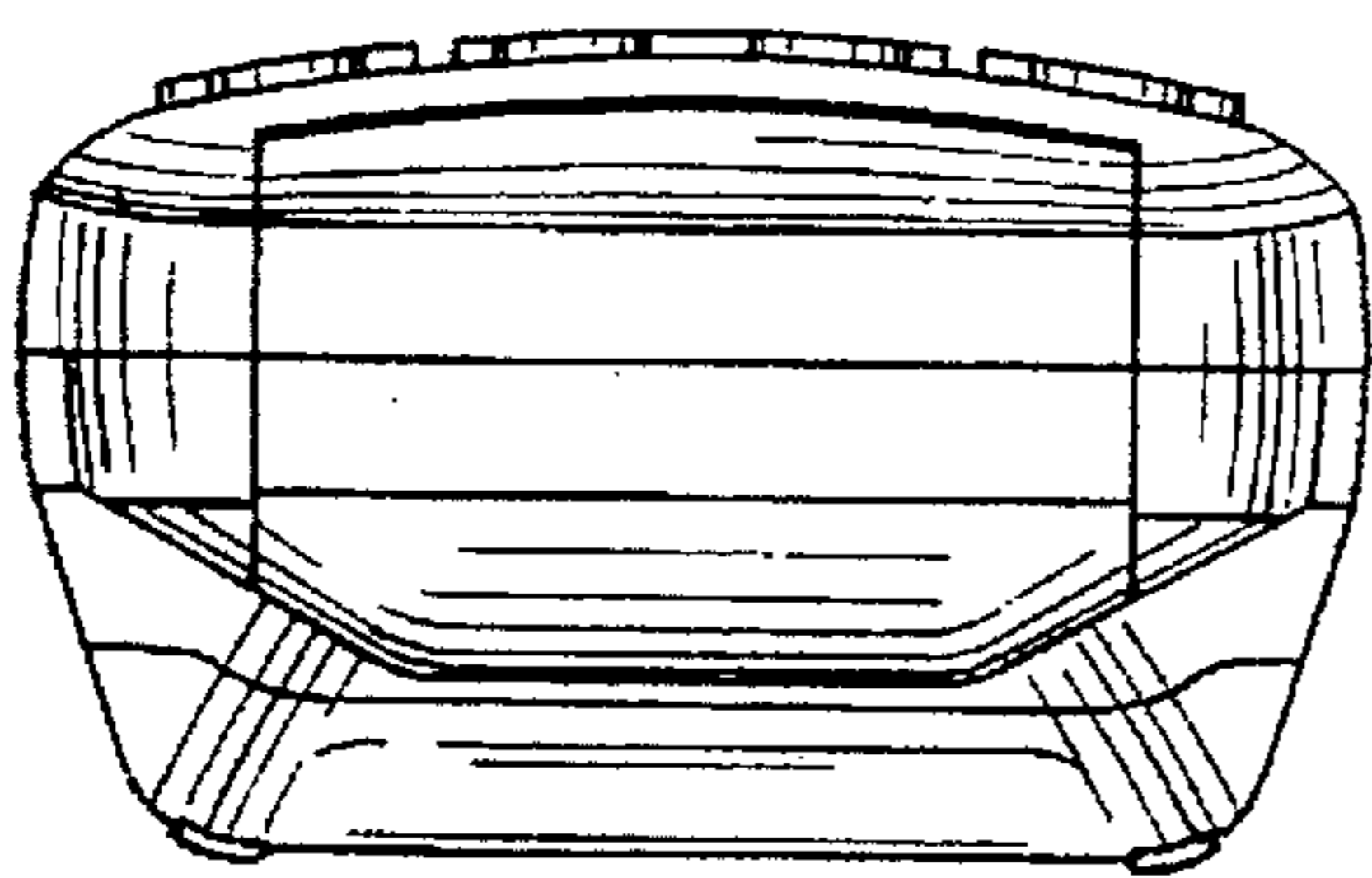


FIG. 7



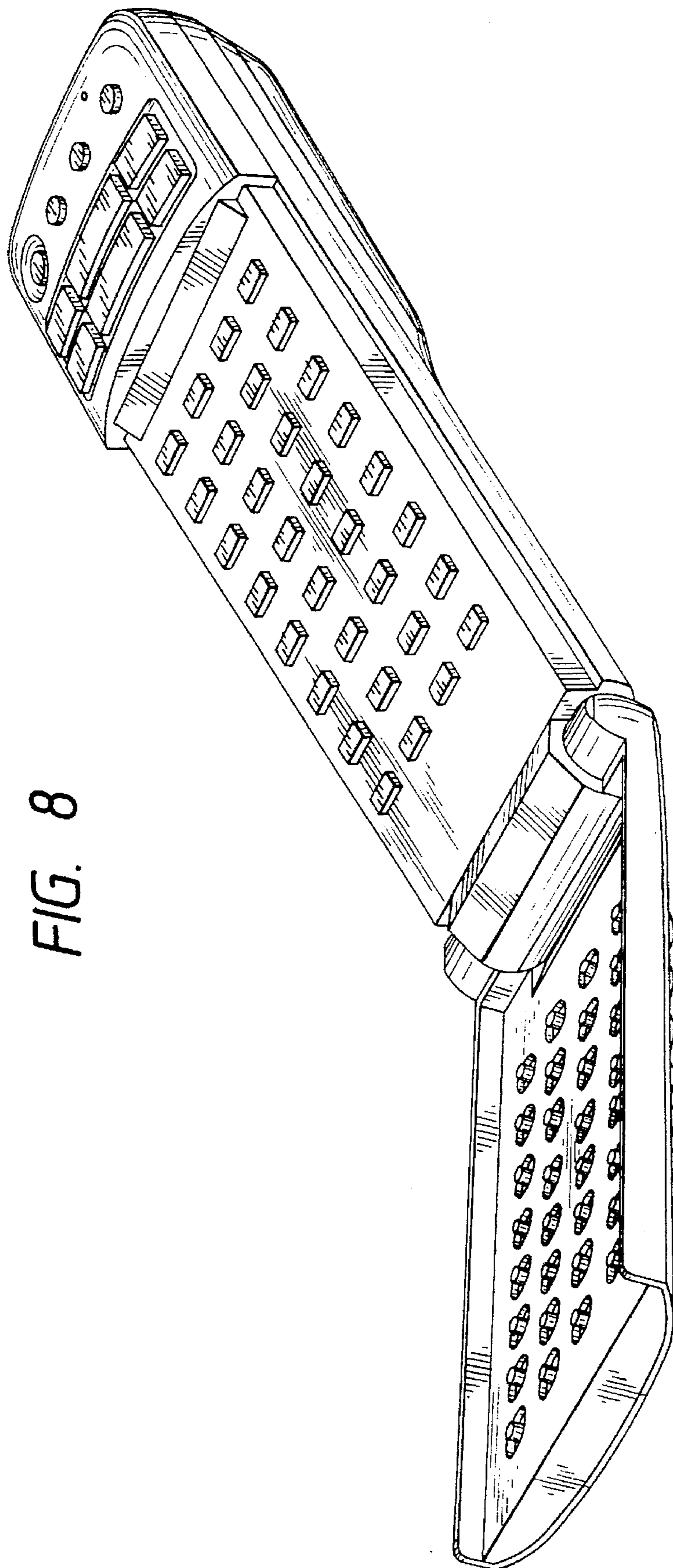


FIG. 8