



US00D381981S

United States Patent [19] Johansson

[11] Patent Number: **Des. 381,981**
[45] Date of Patent: ****Aug. 5, 1997**

[54] **TELEPHONE SET WITH CONSOLE**

[75] Inventor: **Pernilla Maria Cecilia Johansson,**
Tilburg, Netherlands

[73] Assignee: **U.S. Philips Corporation,** New York,
N.Y.

[**] Term: **14 Years**

[21] Appl. No.: **56,871**

[22] Filed: **Jul. 10, 1996**

[30] **Foreign Application Priority Data**

Jan. 24, 1996 [WO] WIPO DM/035292

[51] LOC (6) Cl. **14-03**

[52] U.S. Cl. **D14/151**

[58] Field of Search D14/140, 142,
D14/141, 240, 149-151, 130, 247, 241,
101; 379/419, 420, 428, 440, 434-436,
454, 455

[56] **References Cited**

U.S. PATENT DOCUMENTS

- D. 269,268 6/1983 Ko D14/149
- D. 280,405 9/1985 Mitchell D14/151
- D. 285,069 8/1986 Tsukamoto et al. D14/151
- D. 300,740 4/1989 Sekiguchi et al. D14/151
- D. 313,235 12/1990 Kido et al. D14/241
- D. 319,054 8/1991 Appleby D14/241 X

- D. 328,076 7/1992 Hagiwara D14/247 X
- D. 331,409 12/1992 Goldsmith et al. D14/101
- D. 342,252 12/1993 Akatsu et al. D14/151
- D. 363,285 10/1995 Vessey et al. D14/151
- D. 365,821 1/1996 Bales et al. D14/149
- D. 372,027 7/1996 Tomoike D14/151
- D. 372,028 7/1996 Mo D14/241 X

OTHER PUBLICATIONS

B.A. Pargh Co. Inc. 1992 Spring/Summer Catalog, p. 323,
Voiceprint 50S Speakerphone at Bottom Right.
B.A. Pargh Co. Inc. 1991 Spring/Summer Catalog, p. 319,
Swisstel 200SWI Featurephone at Top Right.

Primary Examiner—Jeffrey Asch

Attorney, Agent, or Firm—Jack E. Haken

[57] **CLAIM**

The ornamental design for a telephone set with console, as shown.

DESCRIPTION

FIG. 1 is a front, top, right side, perspective view showing my new design;

FIG. 2 is a front elevational view thereof;

FIG. 3 is a rear elevational view thereof;

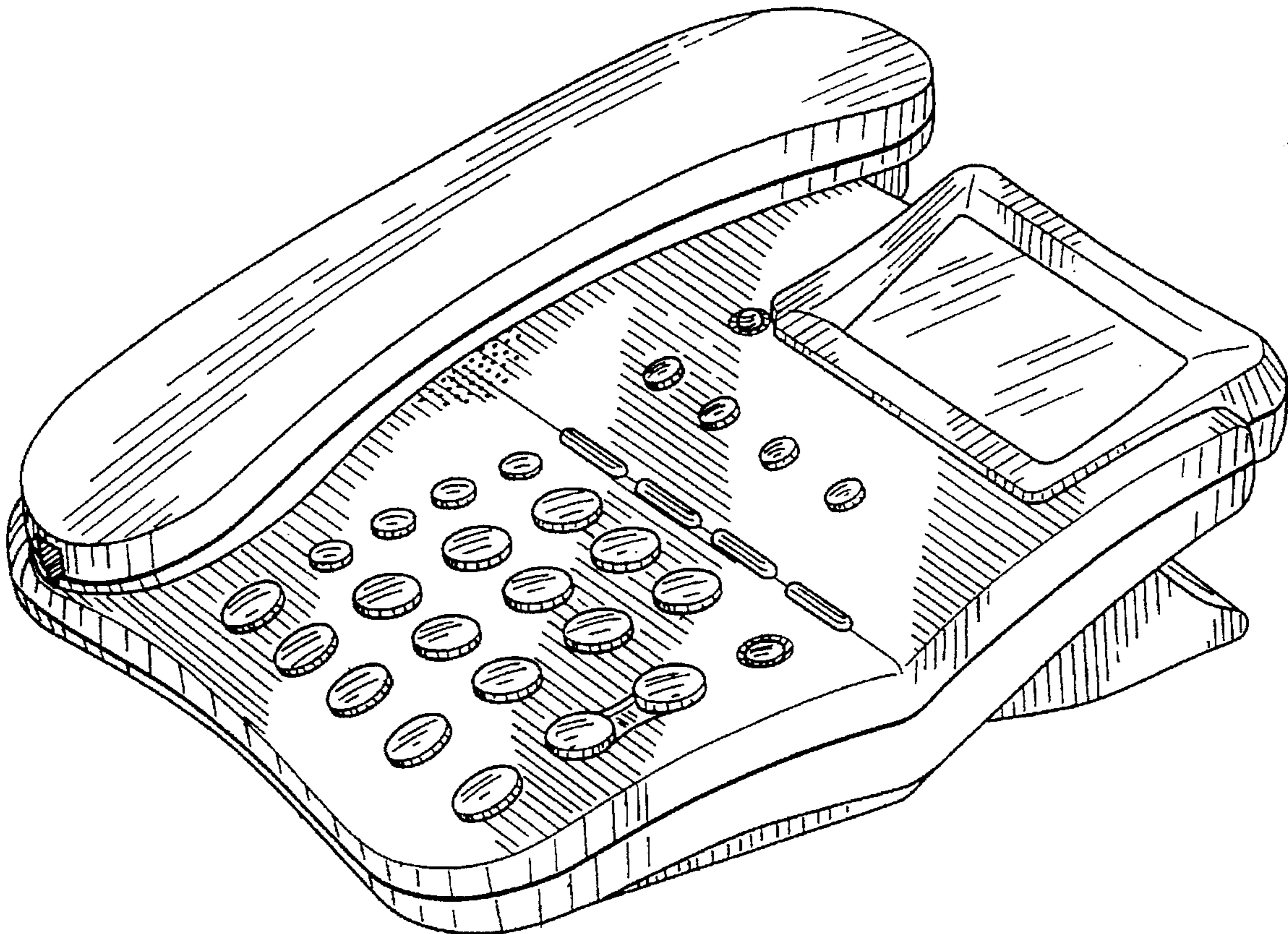
FIG. 4 is a right side elevational view thereof;

FIG. 5 is a left elevational view thereof;

FIG. 6 is a top plan view thereof; and,

FIG. 7 is a bottom plan view thereof.

1 Claim, 5 Drawing Sheets



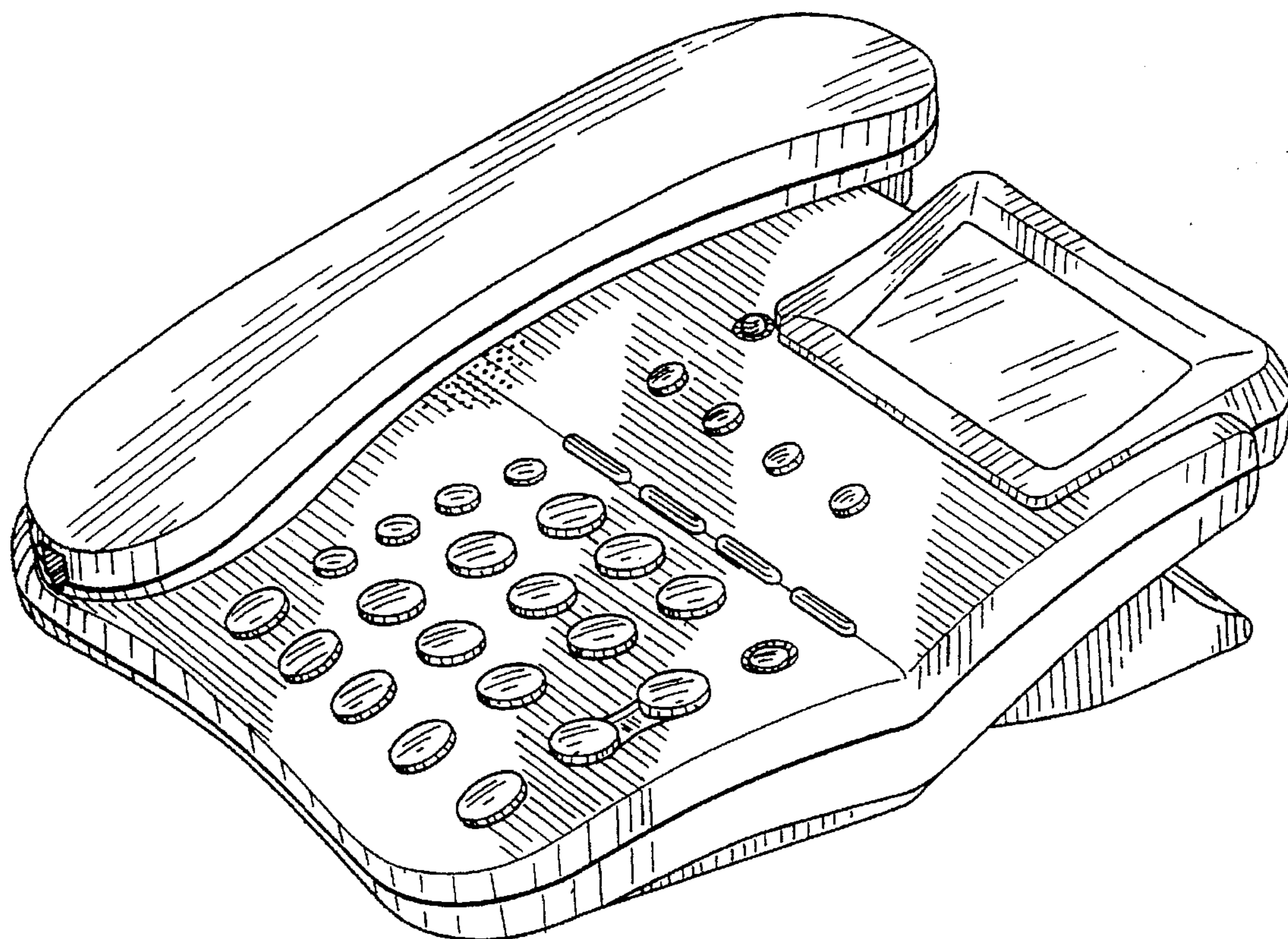


FIG.1




FIG. 2

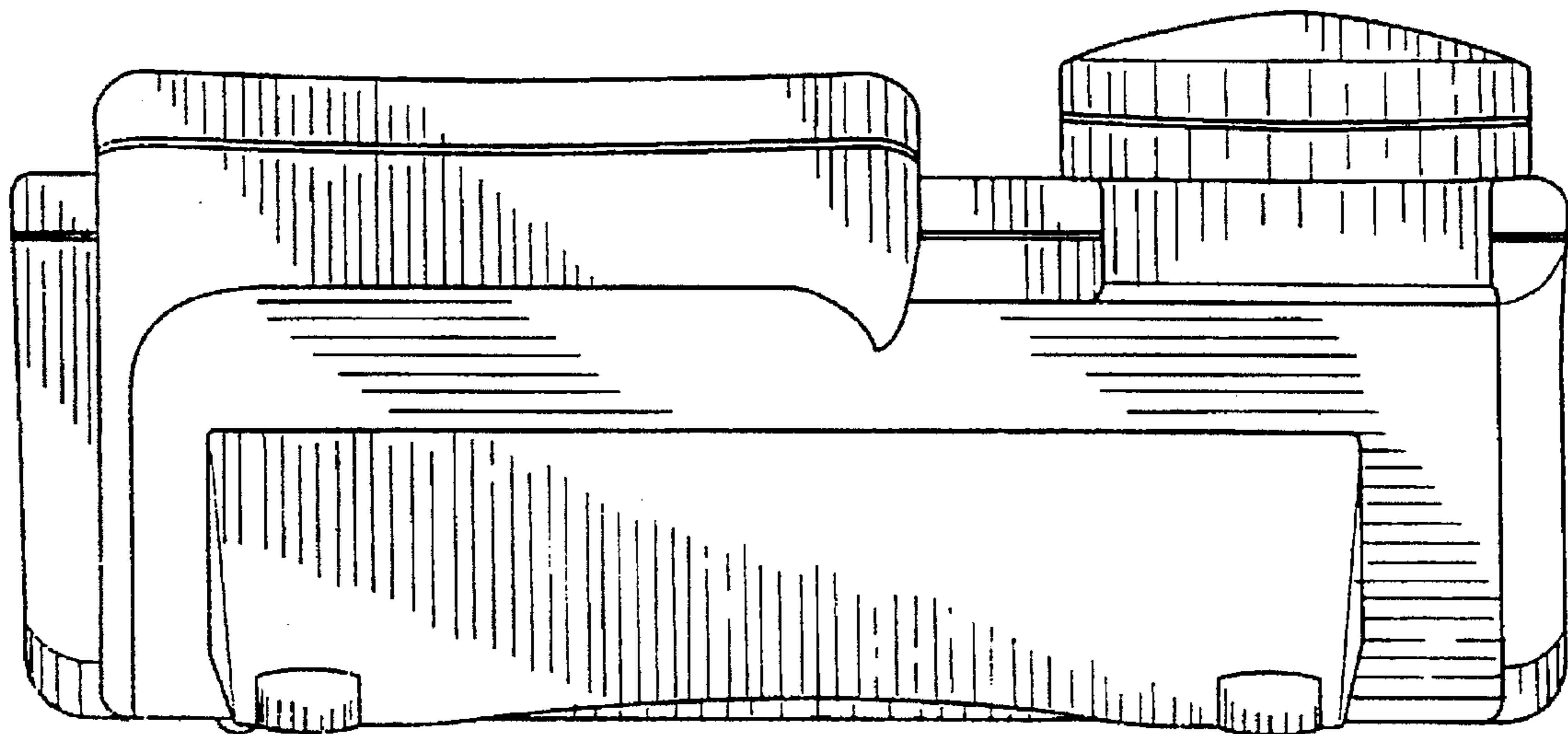


FIG. 3

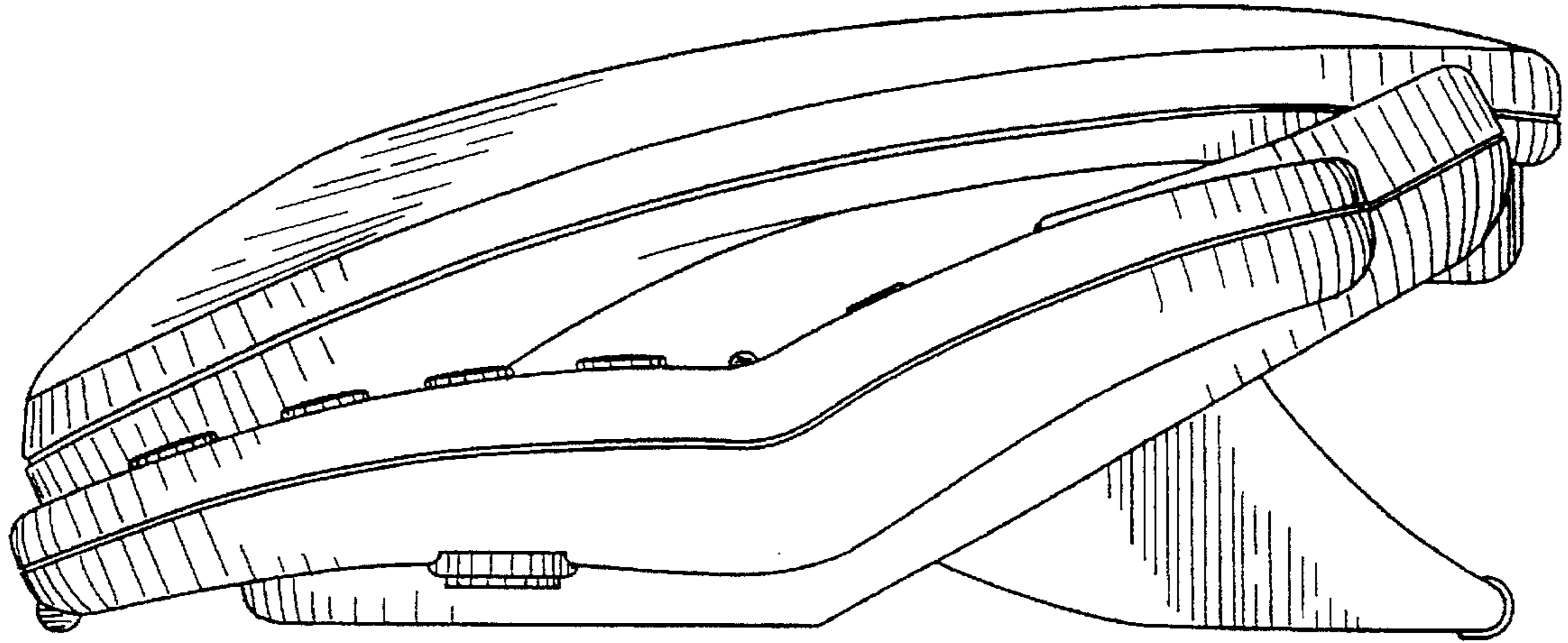


FIG. 4

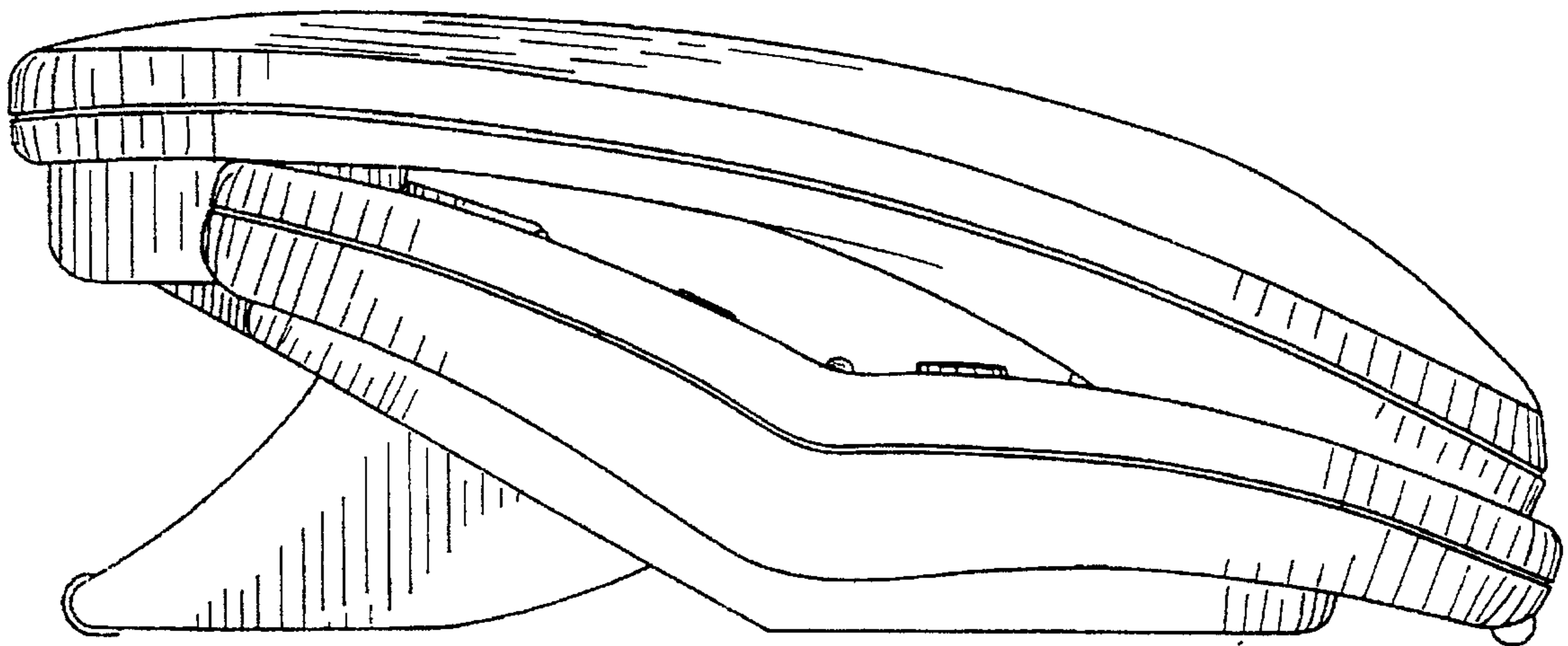


FIG. 5




FIG.6

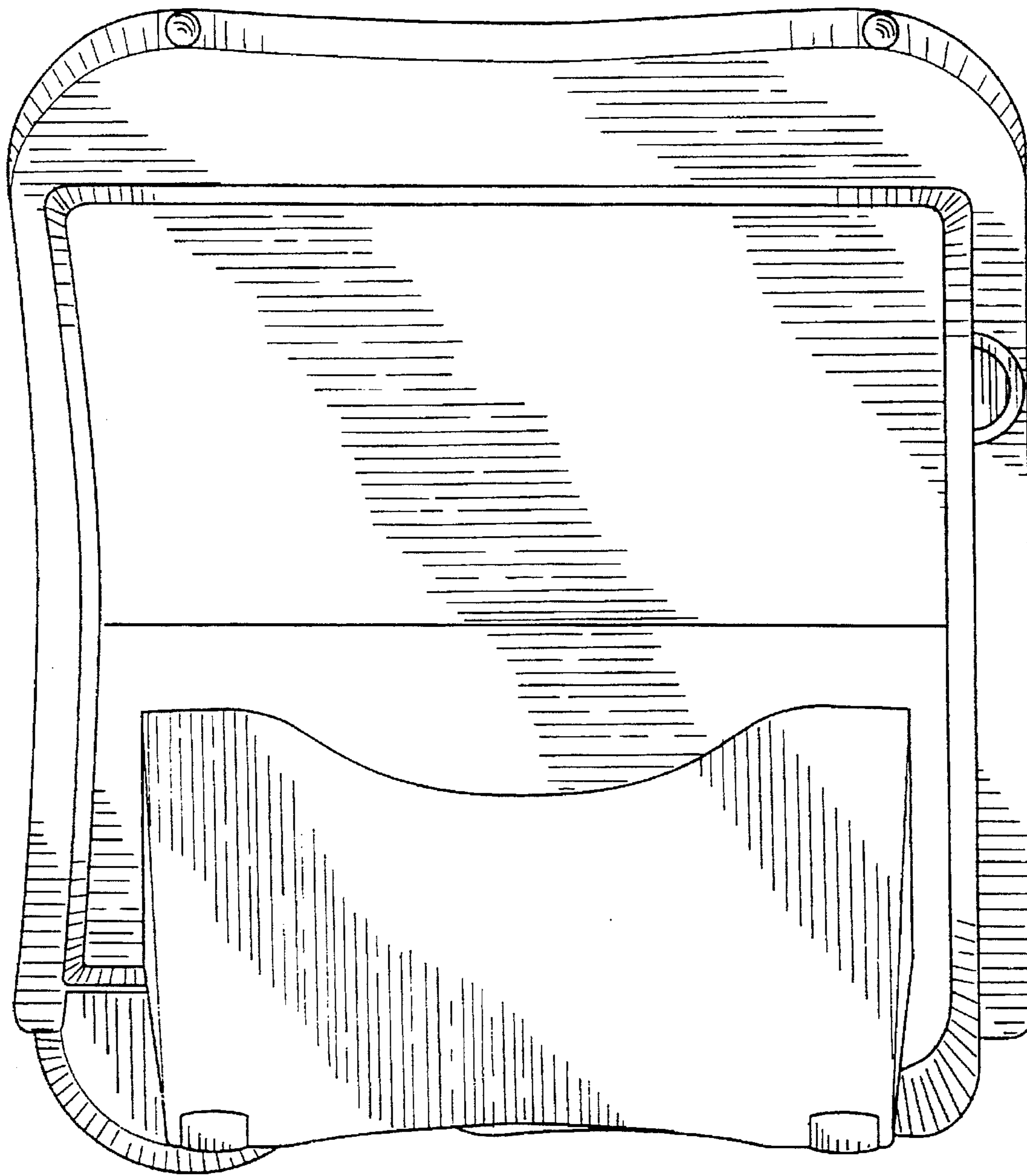


FIG.7