



US00D381963S

United States Patent [19] Chan

[11] Patent Number: **Des. 381,963**

[45] Date of Patent: ****Aug. 5, 1997**

[54] **ELECTRONIC ORGANIZER**

[75] Inventor: **Raymond Chan, Hong Kong, Hong Kong**

[73] Assignee: **IDT International Limited, Hamilton, Bermuda**

[**] Term: **14 Years**

[21] Appl. No.: **52,716**

[22] Filed: **Apr. 1, 1996**

[30] **Foreign Application Priority Data**

Nov. 8, 1995 [GB] United Kingdom 2051799

[51] LOC (6) Cl. **14-02**

[52] U.S. Cl. **D14/100; D14/106**

[58] Field of Search D14/100, 101, D14/106, 115; D18/1, 2, 7; 235/145 A, 145 R; 341/22, 23; 345/104, 156, 168, 173; 361/680-690; 364/708.1; 400/486, 489

[56] **References Cited**

U.S. PATENT DOCUMENTS

D. 333,298 2/1993 Raslowsky et al. D14/100

- D. 351,854 10/1994 Takahata D14/100 X
- D. 353,827 12/1994 Shigemura et al. D14/100 X
- D. 360,621 7/1995 Schoening D14/100
- D. 363,505 10/1995 Takahata D14/100 X
- D. 368,702 4/1996 Shimzu D14/100

Primary Examiner—Freda Nunn
Attorney, Agent, or Firm—Leydig, Voit & Mayer

[57] **CLAIM**

The ornamental design for an electronic organizer, as shown and described.

DESCRIPTION

FIG. 1 is a top, front and right side perspective view of an electronic organizer showing my new design;

FIG. 2 is a top plan view thereof;

FIG. 3 is a bottom plan view thereof;


FIG. 4 is a front elevational view thereof;

FIG. 5 is a rear elevational view thereof;

FIG. 6 is a right side elevational view thereof; and,

FIG. 7 is a left side elevational view thereof.

1 Claim, 4 Drawing Sheets






FIG. 1



FIG. 5




FIG. 2




FIG. 4

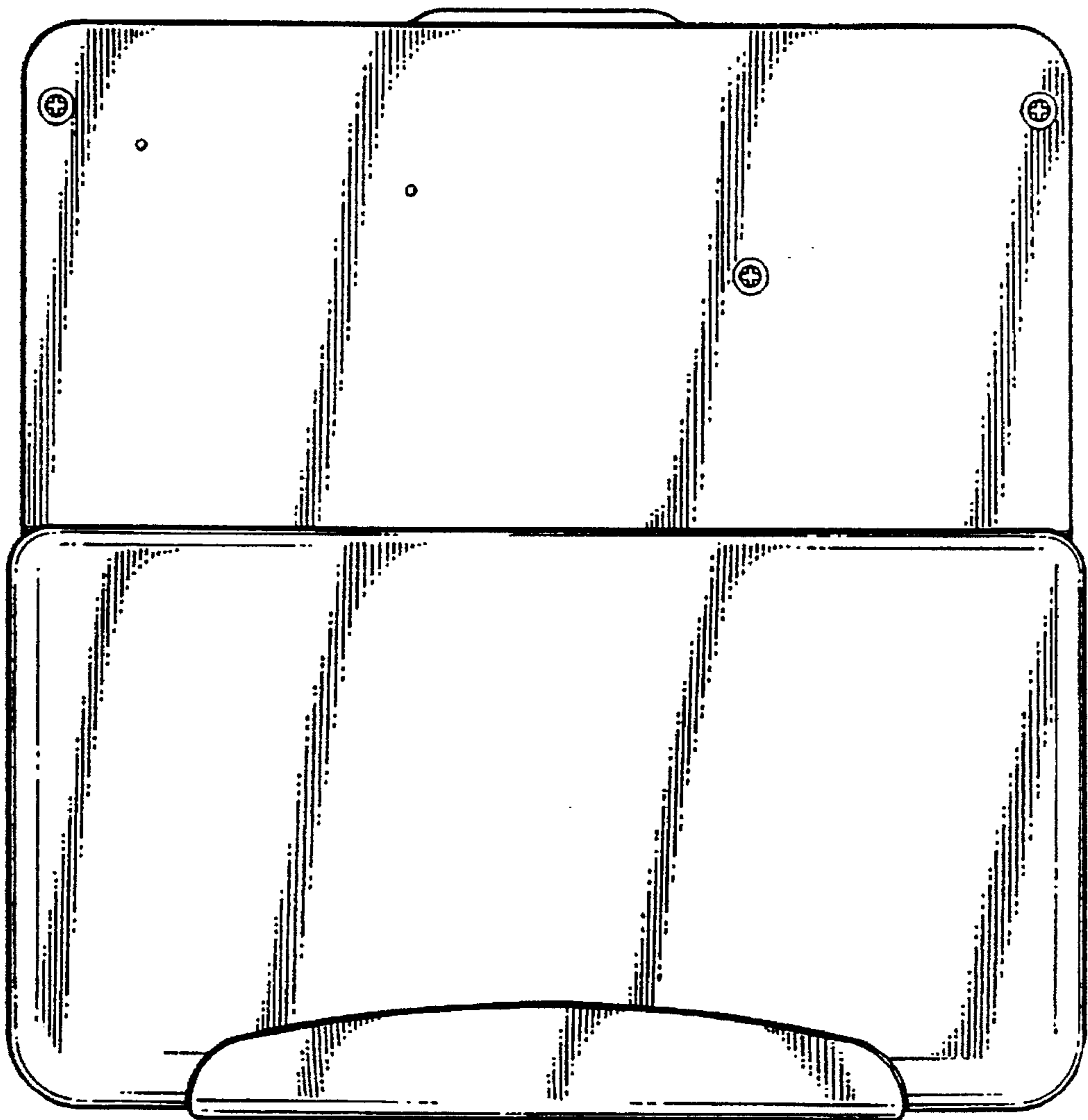


FIG. 3

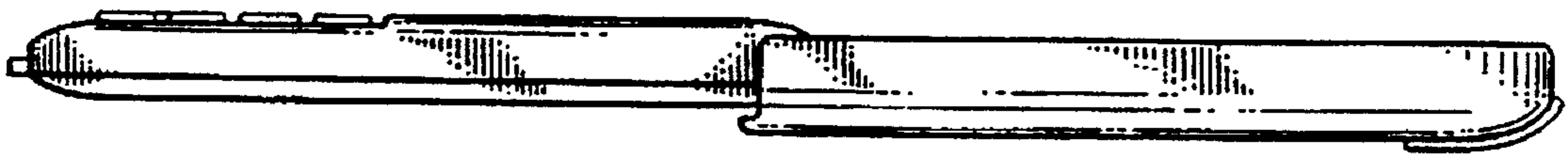


FIG. 6



FIG. 7