



US00D381959S

United States Patent [19]

Nakamura

[11] Patent Number: Des. 381,959

[45] Date of Patent: **Aug. 5, 1997

[54] INSULATING SLEEVE FOR A TERMINAL

[75] Inventor: Toshinobu Nakamura, Tokyo, Japan

[73] Assignee: Shinagawa Shoko Co., Ltd., Tokyo, Japan

[**] Term: 14 Years

[21] Appl. No.: 51,450

[22] Filed: Mar. 11, 1996

[51] LOC (6) Cl. 13-03

[52] U.S. Cl. D13/156

[58] Field of Search D13/156; 174/153, 174/135 F; 439/367, 310, 347

[56] **References Cited**

U.S. PATENT DOCUMENTS

3,517,370 6/1970 Poingt 174/138 F

Primary Examiner—Doris Clark

Attorney, Agent, or Firm—Banner & Witcoff, Ltd.

[57] **CLAIM**

The ornamental design for insulating sleeve for a terminal, as shown and described.

DESCRIPTION

FIG. 1 is a top perspective view of an insulating sleeve for a terminal embodying the present design; FIG. 2 is a bottom perspective view thereof; FIG. 3 is a front view thereof; FIG. 4 is a right side view thereof; FIG. 5 is a top plan view thereof; FIG. 6 is a bottom view thereof; FIG. 7 is a sectional view taken along line 7—7 of FIG. 3; FIG. 8 is a sectional view taken along line 8—8 of FIG. 3; and, FIG. 9 is a sectional view taken along line 9—9 of FIG. 4; The left side view is a mirror image of the right side view. The rear view is a mirror image of the front view.

1 Claim, 3 Drawing Sheets

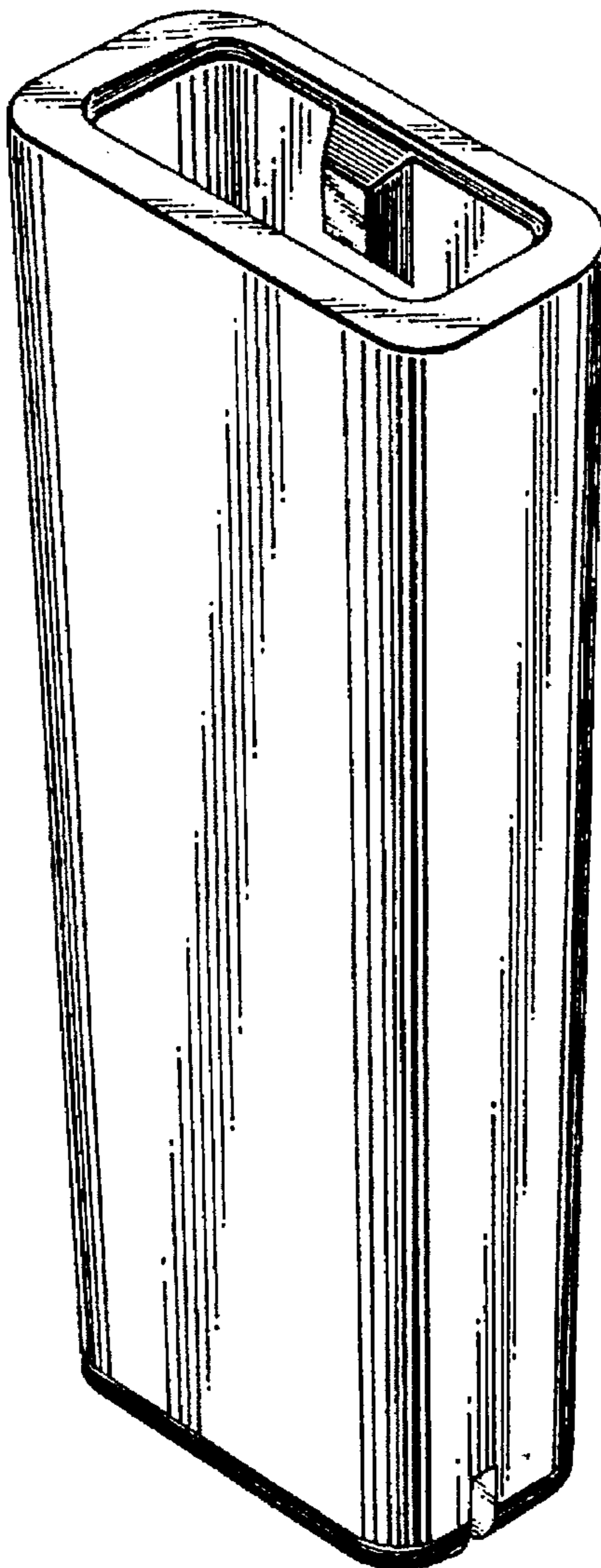


FIG. 1

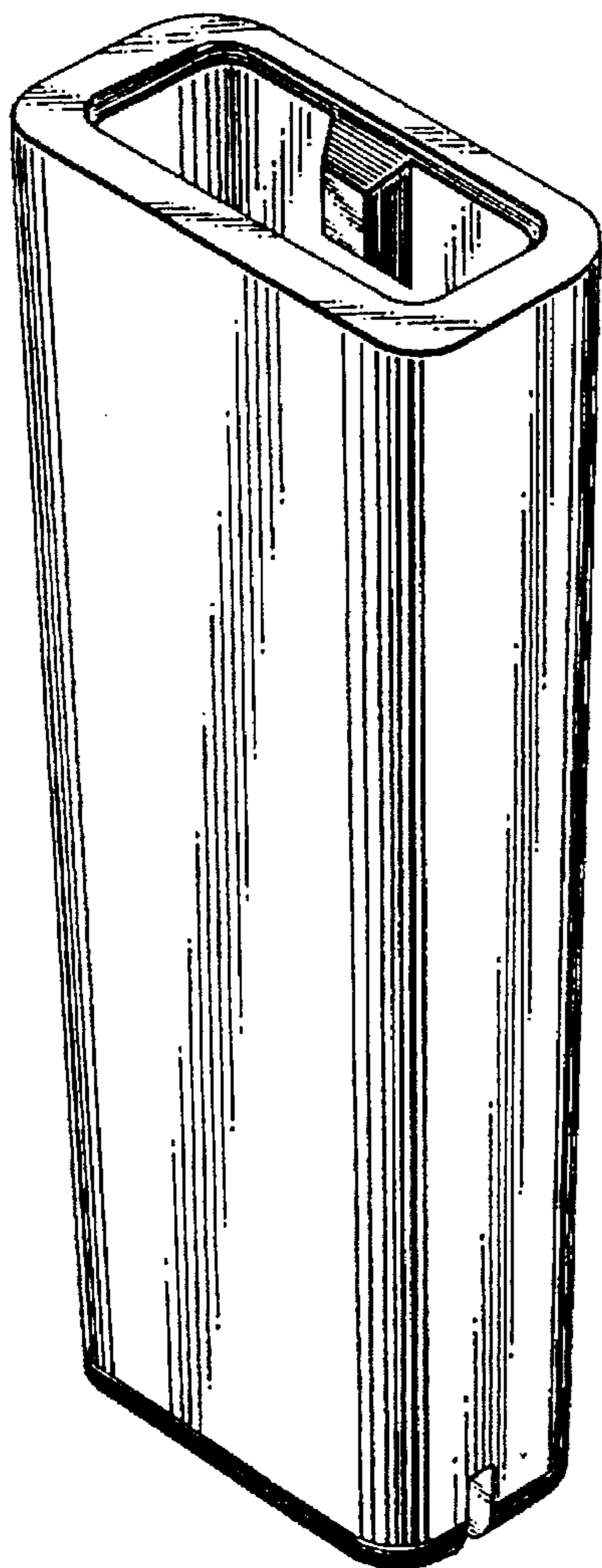


FIG. 2





FIG. 3

8 ← 7 ←



8 ← 7 ←

FIG. 4

9 ←



9 ←

FIG. 5

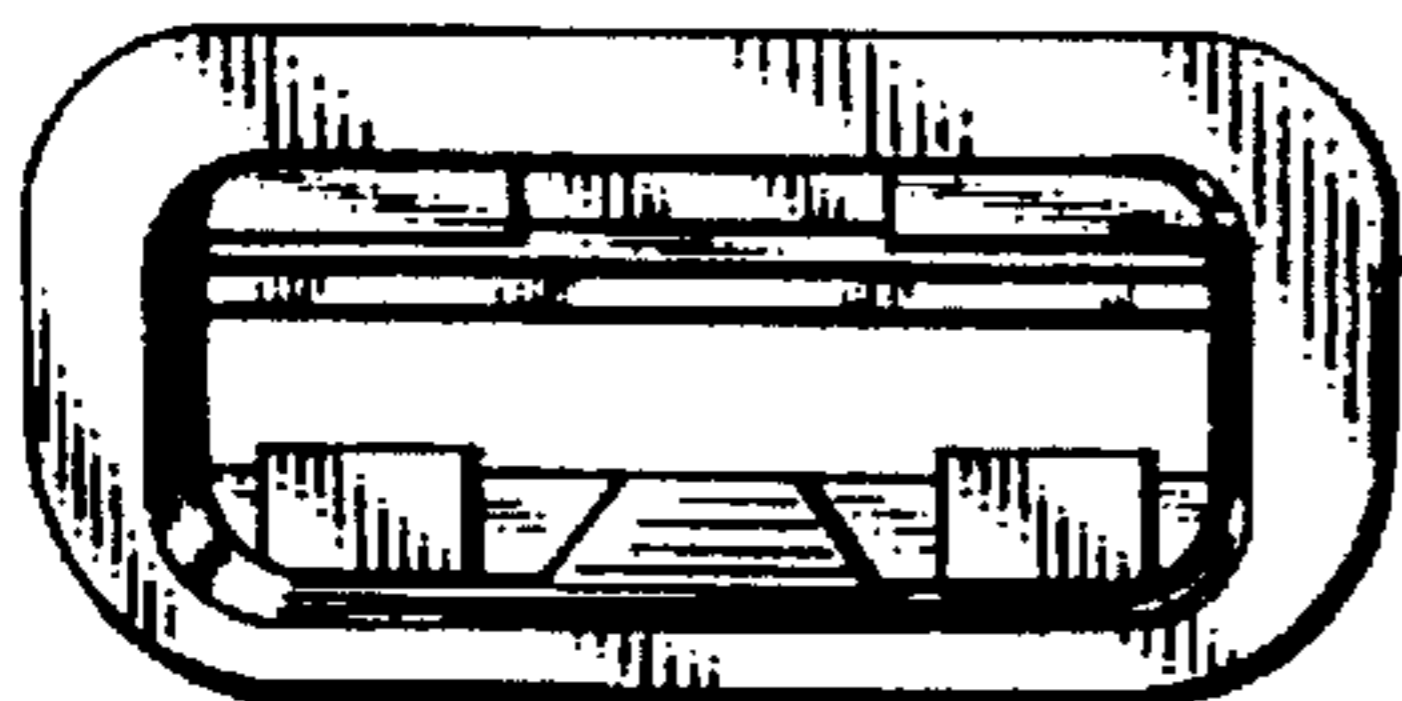


FIG. 6




FIG. 7

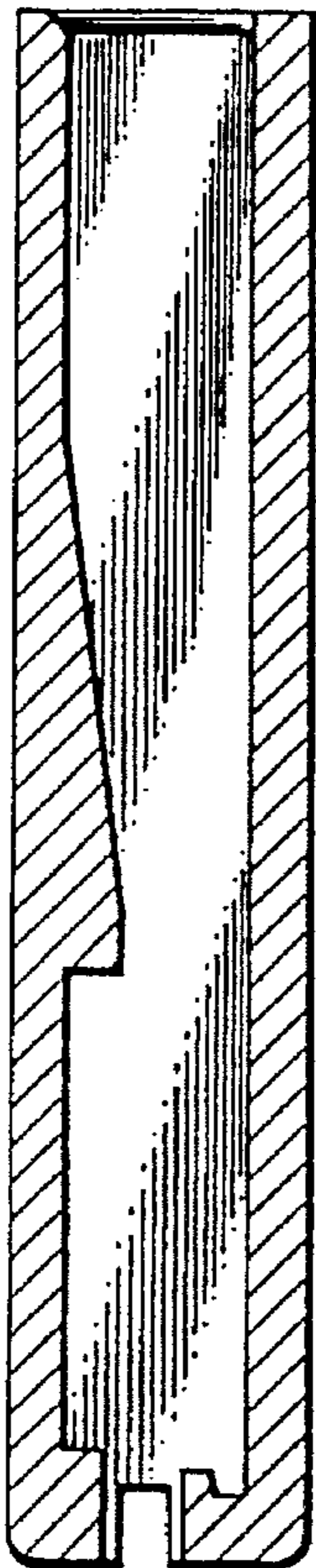


FIG. 8

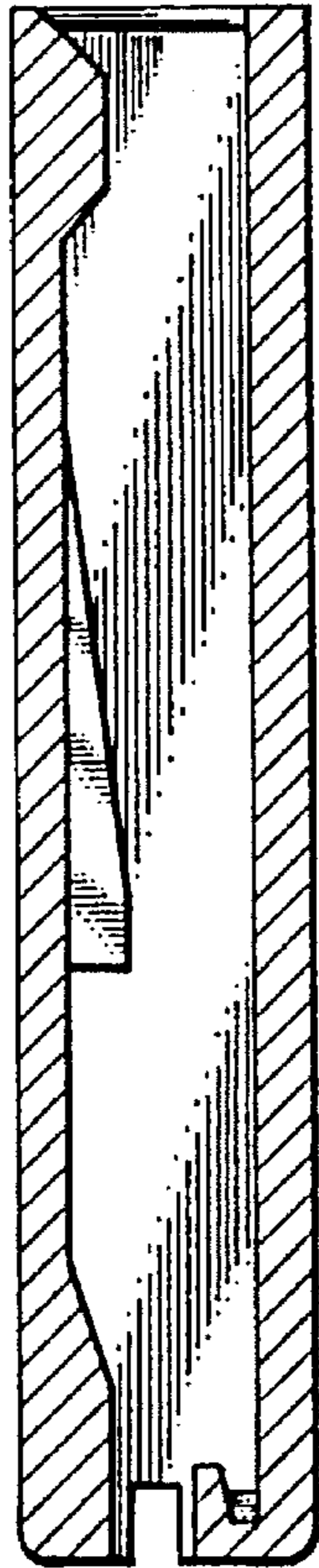


FIG. 9

